



CITY OF FRANKLIN, NEW HAMPSHIRE

FISCAL YEAR 2022 – DEFAULT BUDGET

JULY 27, 2021



CITY OF FRANKLIN, NEW HAMPSHIRE
FISCAL YEAR 2022 MANAGERS PROPOSED BUDGET



TABLE OF CONTENTS

PREFACE	-	VISION & MISSION STATEMENT	PAGE 1
		DIRECTORY OF OFFICIALS	PAGE 2
		ORGANIZATIONAL CHART	PAGE 3
		ORDINANCE 01-22	PAGE 4
		ORDINANCE 02-22	PAGE 5
		RESOLUTIONS 01-22	PAGE 6
SECTION 1	-	BUDGET HIGHLIGHTS/USEFUL INFORMATION	PAGE 8
SECTION 2	-	FINANCIAL POLICIES & GUIDELINES	PAGE 30
SECTION 3	-	UNDERSTANDING THE BUDGET DOCUMENT/BUDGET SCHEDULE	PAGE 51
SECTION 4	-	PAYROLL PROJECTIONS, POSITION LIST, PAY PLAN	PAGE 57
SECTION 5	-	TAX CAP & CALCULATION	PAGE 66
SECTION 6	-	STATISTICAL INFORMATION	PAGE 70

TABLE OF CONTENTS, CONTINUED

SECTION 7 - REVENUES

PAGE 87

GENERAL FUND	PAGE 88
CAPITAL	PAGE 94
GRANT	PAGE 95
PARKS & RECREATION	PAGE 95
OUTSIDE POLICE DETAIL	PAGE 95
LIBRARY	PAGE 95
WATER/WATER RATE	PAGE 97
SEWER/SEWER RATE	PAGE 98

SECTION 8 - EXPENDITURES/EXPENSES

PAGE 99

GENERAL FUND	
EXECUTIVE	PAGE 102
CITY CLERK/TAX COLLECTOR	PAGE 104
FINANCIAL ADMINISTRATION	PAGE 106
ASSESSING	PAGE 107
INFORMATION TECH. & LEGAL	PAGE 108
PLANNING & ZONING	PAGE 109
BUILDINGS	PAGE 110
INSURANCE & OTHER	PAGE 112
POLICE/DISPATCH	PAGE 113
FIRE/RESCUE/EMS	PAGE 118
MUNICIPAL SERVICES	PAGE 125
HEALTH AGENCIES	PAGE 135
MAYOR'S DRUG TASK FORCE	PAGE 135

TABLE OF CONTENTS, CONTINUED

SECTION 8 – EXPENDITURES/EXPENSES, CONTINUED

WELFARE	PAGE 136
RECREATION	PAGE 138
OUTSIDE AGENCIES	PAGE 141
ECONOMIC DEVELOPMENT	PAGE 141
DEBT SERVICE	PAGE 142
CAPITAL OUTLAY	PAGE 142
SCHOOL DISTRICT	PAGE 143
SPECIAL REVENUE FUNDS	PAGE 145
CAPITAL RESERVE FUNDS	PAGE 145
OVERLAY/EXEMPTIONS	PAGE 146
CAPITAL PROJECTS	PAGE 147
GRANT	PAGE 148
PARKS & RECREATION	PAGE 149
OUTSIDE POLICE DETAIL	PAGE 150
LIBRARY	PAGE 150
WATER	PAGE 152
SEWER	PAGE 156

SECTION 9 - GENERAL FUND REVENUE & EXPENDITURE HISTORY

TABLE OF CONTENTS, CONTINUED

APPENDIX 1 - CAPITAL IMPROVEMENTS PLAN SUMMARY	PAGE 180
APPENDIX 2 - FEE SCHEDULE	PAGE 186
APPENDIX 3 - FORMAT OF ACCOUNTS	PAGE 196
APPENDIX 4 - GLOSSARY	PAGE 206
APPENDIX 5 - ABBREVIATIONS/ACRONYMS	PAGE 211

***CITY OF FRANKLIN, NEW HAMPSHIRE
FISCAL YEAR 2022 DEFAULT BUDGET***



PREFACE – DIRECTORY OF OFFICIALS/ORGANIZATION CHART/RESOLUTIONS/ORDINANCES



City of Franklin, New Hampshire

Vision:

Franklin for a Lifetime

Mission:

We will work as a team to ensure Franklin's future by strengthening education, promoting recreation, supporting businesses and providing a safe community through the efficient use of resources and talent. We will eliminate waste at all levels to maximize value to our taxpayers.

City of Franklin, New Hampshire

FY 2022

Directory of Officials



City Council

Olivia Zink, Interim Mayor

**Jo Brown
April Bunker
Scott Clarenbach
Robert Desrochers, Sr.
James Chandler**

**Arthur Starkweather
Karen Testerman
Paul Trudel
Olivia Zink**

School Board

**Dan LeGallo, Superintendent
Tim Dow, Chairperson**

**Maureen Aube
Deborah Brown, Treasurer
Delaney Carrier, Vice Chairperson
Glen Carter**

**Susan Hallett-Cook
Cecile Cormier
Paul Doucette
Christie Martin**

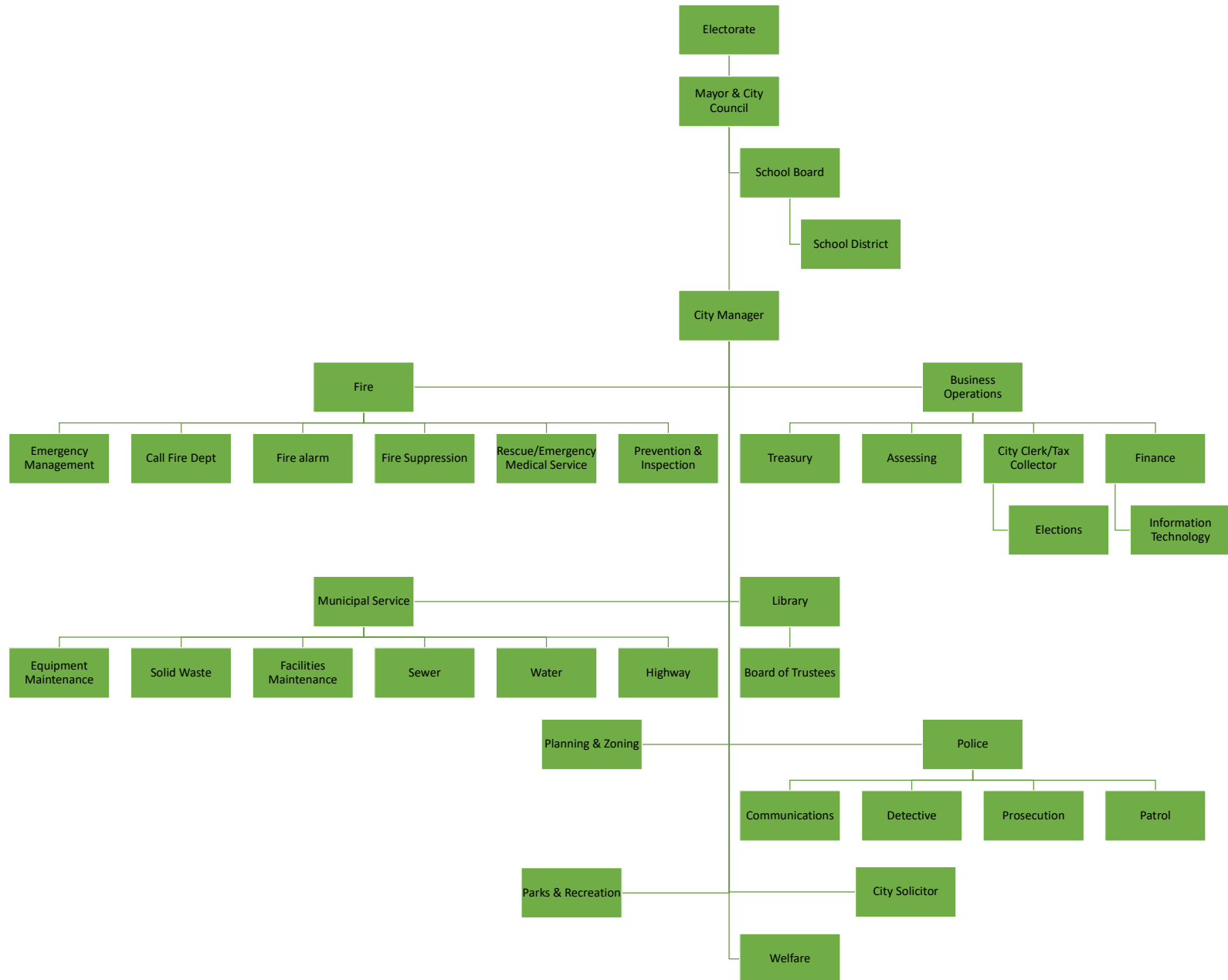
Executive Staff

Judie Milner, City Manager

**Finance Director
City Clerk/Tax Collector
Fire Chief
Library Director
Municipal Services Director
Planning/Zoning Director & Special Projects Coordinator
Police Chief
Recreation Director**

**Esaundra Gaudette
Katie Gargano
Michael Foss
Robert Sargent
Brian Sullivan
Richard Lewis
David Goldstein
Krystal Alpers**

City of Franklin, New Hampshire
Organizational Chart
 FY 2022





CITY OF FRANKLIN, NEW HAMPSHIRE
"The Three Rivers City"

316 Central Street
Franklin, NH 02353

Phone: (603) 934-3900
Fax: (603) 934-7413

ORDINANCE #01-22

AN AMENDMENT TO THE FRANKLIN MUNICIPAL CODE:

In the Year of our Lord, Two Thousand and Twenty One;

Be it ordained by the City Council of the City of Franklin New Hampshire, that the Franklin Municipal Code, Chapter 160, Fees, 160-1, Fees charges for service by the City of Franklin Water/Sewer Departments be changed as follows:

	<u>Current Fee</u>	<u>Change To</u>	<u>New Fee</u>
Water Commodity Charge Per 100 cubic feet	\$ 7.32		\$ 7.55
Sewer Disposal Charge Per 100 cubic feet	\$ 7.00		\$ 7.03

Fee to be effective July 1, 2021, by roll call vote.

Roll Call:

Councilor Brown	<u>Yes</u>	Councilor Zink	<u>No</u>
Councilor Clarenbach	<u>Yes</u>	Councilor Starkweather	<u>Absent</u>
Councilor Desrochers	<u>Yes</u>	Councilor Testerman	<u>Yes</u>
Councilor Chandler	<u>Yes</u>	Councilor Trudel	<u>Yes</u>
Councilor Bunker	<u>Yes</u>		

Approved: C. Clarenbach
Interim Mayor

Passed: July 12, 2021

I certify that said vote has not been amended or repealed and remains in full force and effect as of the date of this certification and that Katie A. Gargano is the City Clerk for the City of Franklin, Franklin, New Hampshire.

A true copy, attested:

Katie A. Gargano
City Clerk

Date:

7/19/2021



CITY OF FRANKLIN, NEW HAMPSHIRE
"The Three Rivers City"

316 Central Street
Franklin, NH 02353

Phone: (603) 934-3900
Fax: (603) 934-7413

ORDINANCE #02-22

AN AMENDMENT TO THE FRANKLIN MUNICIPAL CODE:

in the Year of our Lord, Two Thousand and Twenty one;

Be it ordained by the City Council of the City of Franklin New Hampshire, that the Franklin Municipal Code, Chapter 160, Fees, 160-1, Fees charges for service by the City of Franklin be changed as follows (change current fee to new fee, remove deleted language):

		Current Fee	Change To	New Fee
Fees to Change:				
Transfer Station Fee Changes	Increase Solid Waste Admin. Fee	\$20.00		\$25.00
	Transfer Station: Residential and Commercial demo materials and asphalt shingles, per ton.	\$135.00		\$150.00
	Remove springed furniture	\$5.00		\$0.00
	Add fee per Couch	\$0.00		\$10.00
	Add fee for per Sleep sofa	\$0.00		\$20.00
	Add fee for chairs	\$0.00		\$5.00
	Add fee for mattress (all sizes)	\$0.00		\$10.00
	Add fee for box spring (all sizes)	\$0.00		\$5.00
	Add fee for Fire extinguishers	\$0.00		\$5.00
	Increase fee for microwaves	\$5.00		\$10.00
	Increase fee for VCR/DVD/CD Players	\$3.00		\$5.00
	Increase Fees for computer monitors/tablets (all sizes)	\$0.00		\$15.00
	13 to 15 inches	\$8.00		\$15.00
	16 to 19 inches	\$9.00		\$15.00
	Increase fees for televisions			
	Up to 13 inches	\$8.00		\$10.00
	13 to 55 inches	\$18.00		\$20.00
	large console and big screens	\$38.00		\$45.00
Fire Fees	Increase Fire Alarm Fees	\$250.00		\$275.00
	Increase Ambulance Billing Mileage fee	\$15.00		\$20.00
Police Fees	Increase outside detail rate	\$62.00		\$69.00

Roll Call:

Councilor Brown	<u>Yes</u>	Councilor Zink	<u>Yes</u>
Councilor Clarenbach	<u>No</u>	Councilor Starkweather	<u>Absent</u>
Councilor Desrochers	<u>No</u>	Councilor Testerman	<u>Yes</u>
Councilor Chandler	<u>Yes</u>	Councilor Trudel	<u>No</u>
Councilor Bunker	<u>Yes</u>		

Approved:

C. Olivera Zink
Interim Mayor

Passed:

July 12, 2021

I certify that said vote has not been amended or repealed and remains in full force and effect as of the date of this Certification and that Katie A. Gargano is the City Clerk for the City of Franklin, Franklin, New Hampshire.

A true copy, attested:

Date:

Katie A. Gargano
City Clerk
7/19/2021

Resolution 01-22 Not Passed by City Council
Default Budget Took Effect 7/27/21

This Page Intentionally Left Blank

***CITY OF FRANKLIN, NEW HAMPSHIRE
FISCAL YEAR 2022 DEFAULT BUDGET***



SECTION 1— BUDGET HIGHLIGHTS/USEFUL INFORMATION



CITY OF FRANKLIN, NEW HAMPSHIRE

OFFICE OF THE CITY MANAGER

316 Central Street
Franklin, New Hampshire 03235
Telephone (603) 934-3900 ext. 10
Email citymgr@franklinnh.org

April 30, 2021

To: Mayor & City Council
From: Judie Milner, City Manager
Re: FY2022 City Manager's Proposed Budget

The following is the Manager's proposed FY2022 budget. For the 5th year, the budget closely mirrors the distinguished budget guidelines set forth by the Government Finance Officers Association in order to provide greater transparency by providing the policies, statistics and philosophies that drive the numbers presented.

Finance Director Gaudette provides key information regarding the proposed budget in the section entitled "Budget Highlights" which gives specific insight on the different sections of the budget by highlighting significant information or changes in the current budget over previous budgets. Although the budget is an important tool for the City, it is only a one-year roadmap of the City's finances. This memo is intended to address the bigger picture long term policies and goals that drove the recommendations to the council in the current budget.

Resilience, Tenacity and Gratefulness

To say 2020 was a difficult year is an understatement for most people. The pandemic brought about never seen before challenges for all people, businesses and communities. Franklin experienced these challenges but also saw some real positive change. The pandemic renewed interest in outdoor recreation, the rebrand that Franklin has been working on for over 5 years now. The anchor outdoor recreation venue, the whitewater kayak park, received the necessary permitting. Construction starts in July of 2021! Investors are now looking at Franklin with a fresh eye as they see the potential for growth. People interested in whitewater park are starting to buy real estate in our more urban areas adjacent to downtown and are making improvements to and are living in the real estate. Despite social distancing and "new norms", people have rallied and are asking what can we do and taking action. No action is too small – all action has a big impact. Momentum is building around revitalization organically. The market is starting to drive the changes and our challenges are becoming opportunities. The community, once again, is showing its resilience and tenacity which keeps the momentum going. I am grateful for the positive changes.

Resilience:

As a former Mill City, Franklin has struggled to reinvent itself since the closing of the Mills in 1970. Franklin is considered a property poor community. What does that mean? It means that Franklin, geographically or economically, lacks the attraction of businesses and people to increase the values of our property as compared to other communities. To put this into perspective, a Franklin taxpayer with a \$100,000 home would have to pay \$2,247 to support the same budget that a Gilford resident would pay \$1586 for their \$100,000 home to support. Moultonborough would pay \$715. Franklin's value per capital is just over \$80,000, Gilford \$283,968, Moultonborough \$825,198.

Often more households in property poor communities struggle to pay taxes. As a result, the community instituted a tax cap many years ago to control spending and keep total taxes fairly level from year to year. The City still operates under the tax cap. I agree there are several valid arguments for and against the tax cap; however, the reality is, this community cannot afford more taxes under today's model. To illustrate, the City had \$415,472 of unpaid tax bills over one year old at the end of FY2019. In FY2019, the City took 2 properties by tax deed (unpaid taxes over 3 years). These numbers are fairly typical of a year when the economy is not in a recession. The numbers have been significantly higher in previous years.

The current tax base is unable to support higher taxes. However, costs of running the City (both municipal departments and school district) continue to rise beyond the limits of the tax cap calculation. This takes a toll on capital improvements, the morale of dedicated personnel who want to do more but are restricted by lack of products and tools necessary to complete the job, and the City's ability to pay personnel for what their job is worth.

In addition to the City's inability to raise taxes to cover costs, downshifting of costs (or revenue losses) from the State of New Hampshire continues to be an enormous problem. Over the past several years, the taxpayers of the City have absorbed hundreds of thousands of dollars in downshifted costs or losses in revenue with no additional benefit or return. Some of the downshifting from the State, such as reductions in the adequate education funding, hits property poor communities, like Franklin, harder than other communities. This unequal downshifting will continue unless addressed by communities on a united front.

In short, our challenges revolve around the shortage of revenues and the frustration of citizens, elected officials, management and employees because of those shortages.

How do we generate more revenue to support services? The answer is increasing the tax base so that the revenue necessary to support services is spread over a larger assessed value relieving pressure on the current tax payer. This is accomplished through economic development. Economic development is also multi-pronged: get people to live, work, and play in Franklin and get people outside of Franklin to spend their money here.

Several years ago, the City embarked upon public private partnerships to employ a strategy that will utilize the economic engine that first created the City, the rivers. The idea is a park on the Winnepesaukee River for white water enthusiasts with land features for the general public and mountain bike enthusiasts. The strategy has been touted by investment professionals as a transformative economic revitalization plan for the City. Its economic impacts are based on evidence from other (approx. 300) whitewater parks throughout North America. Most of these communities started with demographics similar to Franklin and all are now thriving which in turn creates new tax revenue to support their school district and capital improvements such as roads and sidewalks. All without further burdening the current taxpayer. Franklin's whitewater park will be the 1st in New England bringing a whole new outdoor recreation industry to the region.

A diverse team of individuals, with the necessary skills to deploy this strategy and other economic strategies, meets bi-weekly to work on these projects. Over \$2 million have been received for this project by various sources to complete different phases of the project at no cost to the City taxpayer. Many of these funds were competitive and the City had to prove the benefits of the proposed park through case studies and evidence-based feasibility studies. The fact that the City ranked #1 over several other community's projects in several of these competitive grants tells us we are on the right track. The State's new outdoor recreation department under the Department of Business and Economic Affairs is fully supporting this endeavor. Commissioner Taylor Caswell has stated, "If you want to know what's next for the State of New Hampshire, look no further than the City of Franklin". We look forward to partnering with the State of NH on this project.

In 2020, the project received all of the required permits which was a huge hurdle to overcome before construction could start. Mill City Park, both the land and especially the whitewater component, will be catalysts of other economic development that will change the City's tax base and ability to raise revenue to support services. The benefits from these efforts in the core downtown area will spill over to other parts of the community. As the saying (made famous by JFK) goes, "a rising tide lifts all boats".

This anchor outdoor recreation venue also provides funding opportunities, marketing and collaboration with our other outdoor recreation gems: Veteran's Memorial ski area, Webster Lake, Pemigewasset River, Merrimack River, Franklin Falls Dam mountain bike trails, North Rail Trail, Winnepesaukee River Trail, disc golf, etc.

How do we address downshifting of costs from the State of New Hampshire? While we are not in control of what the state legislature does, we do have influence on it through public participation and local elections. The State, since FY2009, has been downshifting costs to local municipalities in the form of revenue reductions or contribution reductions. In the last 4 fiscal years, the downshifts from the State have increased to include the school district as well.

In the FY2021 budget, the municipal departments lost approximately \$794,965; the school district lost approximately \$997,932 and the trend looks to continue and increase for FY2022. The elimination of the state share of the retirement funding for our Police, Firefighters, and

Teachers, a reduction of the room and meals revenues, the elimination of revenue sharing with former mill cities and the elimination of 16% of the disparity aid portion of the school adequacy formula. It is important to note that the downshifted costs to the school district do not include reductions as a result of reduced enrollment.

Although the State did pass some funding for municipalities in the FY20/21 biennium budget last fall, it is one-time revenues from surplus and not sustaining into future budgets. The City municipal departments used these one-time appropriations from the State for one-time expenditures. FY20 was used for equipment in the Municipal Services department and FY21 allocation will be transferred to a capital reserve fund towards the dispatch center upgrade necessary in FY22. The school district also received one-time surplus from the State and spent it on one-time expenditures as well. In addition, the school district received additional funding based on a restructuring of the State adequate education formula. These revenues should be sustained in future State of NH budgets unless the education formula is changed again. While a step in the right direction, there is still a lot of work to be done on the education funding front. The State is currently working through their 2022/2023 biennium budget. It is unclear where funding will end up at this point.

Municipal departments and the school district are receiving funding from the federal American Rescue Plan Act (ARPA) to make up for lost revenues, assist in economic development and school technology and programs under the new norm. These revenues are in the current municipal budget proposal for lost revenue only until further guidance is received from the IRS (expected shortly).

Yes, there have been revitalization efforts in the past that fell short. Yes, it can be frustrating when we can't afford to provide all of the services we would like to provide or that we once provided. Yes, it has been a while since the City last flourished. Yes, we have learned from our mistakes. Yes, we can make a difference. Yes, this community is on the rise again. Yes, your community needs your help to maintain resilience:

- 1) Speak positively about Franklin (even if it's about just one thing)
- 2) Spread correct and truthful information
- 3) Find a way to engage in your community
- 4) Consider being on the Manager's volunteer list
- 5) If there's something you want to know about, ask
- 6) If you have an idea, share
- 7) Consider volunteering as an election official or on a board or commission
- 8) Frequent our downtown businesses
- 9) Speak to our state legislators regarding the significance of addressing downshifted costs from the state to local budgets

Tenacity:

There is no one solution that will be a “quick fix all” to the City’s challenges. As in that childhood story of the tortoise and the hare, slow and steady will win the race. The City must take a multi-pronged approach to creating change, must look long term, must think outside the status quo and must work together as one unified team. Solutions will take time, maybe even several years, to implement but are worth the efforts because they are sustainable solutions that will bring returns and benefits for years to come. The sooner we start long term solutions, the sooner they will come to fruition. We need to remain tenacious to see the changes through and to bridge the gap between now and the increased revenues as a result of our economic development efforts.

Municipal departments continue to assess operations, streamline to increase efficiencies as well as service options to support the citizens of Franklin by thinking outside the box. In addition, municipal departments will continue to provide SWOT (strength, weakness, opportunity, threat) analysis in public workshop meetings to educate the public and council on needs of the community. Although unfunded at this time, the City will continue analyzing and updating our capital improvements needs on an annual so the City can leverage one time funding opportunities or grant as they become available.

The school district continues to make significant changes to support students for better academic outcomes. Superintendent LeGallo, in partnership with Councilor Brown and many community partners, is implementing manufacturing programs in order to provide enrolled students with the skills needed to achieve living wages jobs in area manufacturing facilities after graduation.

Currently, municipal departments and the school district collaborate in several areas: school resource officer, salt & sand, field maintenance, lead testing, candidate’s forum on education funding, testimony to the legislature, safety drills, emergency plans, etc. There are several more areas in which the municipal departments and school district can collaborate to become more efficient, provide a better service and/or save money. Continued efforts to explore those options should lead to more savings and/or efficiencies.

City officials continue to evaluate and improve prudent fiscal policies such as the fund balance policy (chapter 27 of municipal code) explained later in the budget packet, cash policies explained later in this budget packet and a strict prohibition of supporting ongoing operations with one-time revenues. One-time revenues should support capital expenditures.

The City of Franklin is fortunate to have the professional, experienced and dedicated employees to think outside of the box and get more done with less. Your understanding that our current resources, both personnel and operating, can only go so far will help morale as we get through the next few years.

Gratitude

As a country, we continue to struggle with many issues, most exasperated by the pandemic, such as social injustice, equality, hatred and the breakdown of mutual respect. Sadly, a lot of these issues have been sensationalized in recent media through a few horrific incidences of bad behavior involving a variety of municipal officials. The truth is there are bad eggs in every profession - accountants who embezzle funds, attorneys who commit fraud, architects and engineers who take short cuts, firefighters who are arsonists, police officers who abuse their power, and election workers who are sloppy. When a bad egg rears its ugly head somewhere in any profession, no matter where it is in the country, the backlash rocks the whole profession putting a dark cloud over all – the good people as well as the bad. It is important for us to remain vigilant about having procedures in place to weed out those bad eggs vs. punishing the entire professional for a few bad eggs.

I want to point out that you can be ***proud of your Franklin employees.***

Specifically, although there have been some unfortunate instances reported around the state and even around the country, Franklin's voting machine tapes from all 3 wards CLEARLY showed a 0 count before voting began. Kudos to City Clerk Gargano and our excellent election officials!

Also, I am happy to report that Franklin's police department has had no reports of alleged police misconduct over the last 10+ years. Your police department is run professionally and is here to protect and serve the public. They are an important part of our community, our revitalization efforts and take their work and work ethic very seriously.

The City is very fortunate to have such dedicated personnel across all departments who wish to see the City flourish again. All of your City employees continue to be resilient and fluid as conditions change. These employees are the City's greatest asset often thinking outside the box to do more with less and stretching the City's dollar. City employees came to work every day during the pandemic when most were working from home. They put themselves in harm's way to continue providing the services, many of them life safety, needed during the pandemic. City employees had to work differently and harder to offer these services. They care about providing the services necessary to weather any storm and I am truly grateful to each & every one of them.

Unfortunately, most of our employees are currently paid less than the value of their position as independently reported in a pay & class study performed in FY2014. In addition, they have not received merit increases and/or cost of living increases (COLA) since the FY2014 budget process. We can't keep balancing the budget on the backs of the personnel and retain these dedicated employees. Less dedicated employees would give up and service would greatly suffer.

Therefore, the manager's proposal includes 1% COLA, merit increases and no change in benefit cost share. However, we have implemented a health plan that closely mirrors the deductibles and copays of other communities at a significant savings. The manager's proposed budget also includes an appropriation for the pay, class & benefits study so that Franklin is positioned to

retain and recruit qualified employees by having competitive pay and benefit cost share arrangement as other communities. This will be extremely important for succession planning in all departments.

As a community I am grateful that the pandemic did not have the magnitude of negative effects on Franklin as seen by many other cities. In fact, it seemed to bolster our rebranding efforts as an outdoor recreation destination. As we venture back closer to “old normal” please take advantage of our many outdoor recreation opportunities!!!!

Closing Thoughts

The City is working hard at being as forward thinking as possible. We have a lot of difficult challenges and a lot of difficult conversations to have but we have a lot of positives going for us too. The elected officials, management, and employees are engaged and working **together** to better serve the needs of our citizens with the resources available to us.

The FY2022 budget process might not be any easier than previous years. Keep in mind, real significant and sustaining change is under construction this year. Together, we can turn a corner and make a difference in our community. It will take time, energy and a dedication of will. We cannot spend our way out of challenges; we need to grow our way forward. With resilience, tenacity, and gratitude, I’m confident that we can work collaboratively for a better tomorrow.

City of Franklin, New Hampshire FY 2022 Budget Highlights

Municipal Department Proposal (does not include school district unless noted)

Budget Presentation & Process

The budget presentation for FY2022 is in the same format as presented in FY2021, which closely follows the recommendations and best practices set forth by the Government Finance Officer's Association's Distinguished Budget. The only format changes made are cosmetic, in the hopes of improving the presentation and readability for the recipient. The goal continues to be transparency in reporting, by providing:

- 1) more useful financial information for decision making
- 2) guidance for the lay person to follow and understand the budget document and process.

The budget was prepared using a budgeting technique called Zero-Based Budgeting. This method of budgeting demands that all expenses must be justified for each new fiscal year. The process of zero-based budgeting starts from a "zero base," and every function within an organization is analyzed for its needs and costs. Budgets are then built around what is needed for the upcoming period, regardless of whether each budget is higher or lower than the previous fiscal year budget. The budget process this year was very challenging due to both the COVID 19 pandemic and the balancing of the department needs/requests in their efforts to function more efficiently.

The school district's April 15, 2021 school board approved budget is presented along with the municipal departments. This shows the entire City budget supported by the City taxpayer together in one location making this presentation extremely transparent to the City Council, City management and the general public.

The school district's budget is under the tax cap. The Manager's proposal includes a positive \$65,206 additional tax revenue due to the school district for the pick-up portion of the tax cap formula not known at the time of the school board meeting to adopt the budget.

In addition, the City maintained the presentation change made 5 budget cycles ago. The entire tax burden for the City is included in the property tax revenue line of the budget. When the budget is under the cap, the average reader will be able to easily follow the tax burden from the tax cap calculation section to the revenue section in the City budget. In addition, a section titled "taxes collected on behalf of others" is added to the overlay and veterans' exemptions section of the City budget under the municipal budget detail. This will include the County and TIF but will no longer include the school district local property tax and locally raised and retained statewide property tax as the gross school district budget will be included so property taxes will be offset by school district expenditures like all municipal departments.

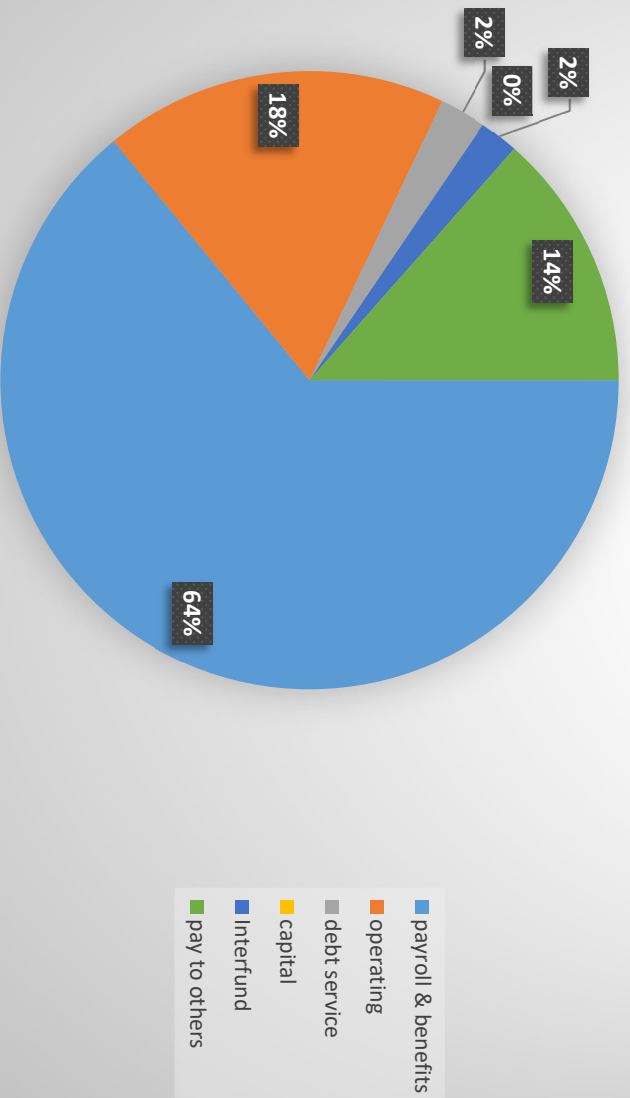
Departmental statistical data is now listed under the statistical info tab (see section 6 of the budget package).

Staffing Budget (Salaries and Benefits)

One of the most significant and valuable assets of the City of Franklin is the hard working, service driven, dedicated staff of (96) which includes (2) K-9 Officers. Of the (96) positions, (2.5) Positions are unfunded: (1) Light Equipment Operator in roads & (1) Account Clerk in the City Clerk/Tax Collector office and (1) position is partially funded: Police secretary. (1) position (Drug Free Communities Project Coordinator) is 100% grant funded.

As you can see by the circle graph below, 64% of total general fund expenses are related to the salary and benefits for the staff. In an effort to hire, retain and train a high performing City staff, the following position, salaries and benefits are recommended:

School District Expenditures Not Included



Position Listing

There were 3 additions to the position listing and a change in one Rec position from seasonal to part time requested in the department proposal for FY2022. These included the addition of 2 Firefighters, which were to be funded by the SAFER grant, if grant was awarded. The third addition was to add another part time Event Supervisor in Rec. All additional staffing requests were removed in the City Manager's proposal except the change in the seasonal Rec position from a 12 with position to a regular part time position.

The elimination of the cleaning service contract and the hiring of (2) part time 30 hour per week buildings & grounds custodians, done in FY2019 is still in effect.

The contract with the Town of Andover, to provide ambulance services starting in FY2019, is also still in effect. The revenue from Andover (\$80,000 annually) plus the additional ambulance billable revenue of (\$80,000), totaling \$160,000, is used to offset most of the cost of 2 paramedics in the fire department.

Lastly, Calendar 2020 experienced a 9% employee turnover rate and as of this writing, there are nine open positions.

The Manager's proposal includes funding for a new pay & class study as the last one was done in FY2014. In addition, The Manager's proposal includes a regrade of the Sergeants position from a grade 2015 to 2017 to closely mirror the FY2014 pay & class study and address compression with the patrol officers pay range as a result of the changes to the union contract ratified in FY21.

Payroll Projections

The department proposal payroll projections include staffing changes (except those denoted as Manager changes) as noted above under "Position Listing". The FY2022 department payroll budget projections included:

- 99 staff positions (2 ½ positions unfunded), 1.4.% across the board COLA increase and,
- 52 weeks, 1 day projected (accrual basis)
- Step increases based on anniversary date & merit adjustments based on successful employee evaluations

In FY21, the City changed budgeting methods for payroll projections from cash to accrual basis. Specifically, instead of budgeting by total number of pay dates, the manager's proposal budgets by actual days in the fiscal year. This eliminates the occasional and sporadic 53 payroll expense as the extra day(s) are budgeted annually. This smooths the effect of payroll projections.

The payroll budget was prepared by first reviewing the current staff positions, updating the list for the employees in those positions and then updating the payroll worksheet according to most up to date payroll activity, including longevity and probationary adjustments. Next a 1.4% across the board COLA increase was included in the budget proposed by the Department Heads. The cost of COLA at the traditional CPIU rate (1.4% for FY2022 tax cap purposes) is approximately \$77,857 general fund tax supported. Next, across the board STEP increases were added to the budget proposed by the Department Heads. Step increases based on anniversary date & merit increase after a successful employee evaluation equate to approximately \$56,154 general fund tax supported. It is important to note that 12% of our staff are at step 12 of the pay scale.

City employees understand the current financial pressures and remain dedicated and appreciative of City benefits. The following depicts the raise history over the past several budget cycles (note those 12 employees (12%) currently on step 12 of the pay scale do not receive merit increases):

City of Franklin Municipal Departments Historical Raise History		
Fiscal Year	STEP (2.5%)	COLA
2021	No	1.50%
2020	Yes	1.90%
2019	no	1.50%
2018	no	0%
2017	yes	0%
2016	yes	0%
2015	yes	1.50%
2014	no	0%
2013	yes	1.50%
2012	no	0%
2011	yes	2.70%
2010	yes	0.10%

The Manager's proposal includes step increases and reduced COLA from 1.4% to 1.0%.

Mayor & Council stipends are included as well as Treasurer Stipend (\$1,000/yr.), Deputy Treasurer Stipend (2 @ \$250 = \$500) and Emergency Management (\$2,000/yr.). Stipends are unchanged in the City Manager's proposal although the department proposal requested an increase for the Emergency Management stipend to \$3500. This budget includes changes to election official rates and positions although all are not needed for the one City

election in the budget cycle. These changes are being made to address concerns brought forward by the election personnel during the COVID pandemic; specifically, the pro-temp volunteers receiving the same stipend as seasoned election workers. In addition, City Clerk Gargano has recommended an increase to supervisor of the checklist rates from \$9 per hour to \$10 per hour and has also added the assistant moderator position currently used in ward 2 as well as greeters for federal and state elections to assist with flow. The following is the election stipends recommended in this budget and going forward:

Elections Key		
	Rates	
Title	Per Hour	Per Election
Supervisor	\$10	
Moderator		\$150
Assistant Moderator		\$100
Clerk Pro-tem		\$75
Ward Clerk		\$125
Ballot Inspector		\$100
Supervisor Assistant		\$75
Greeters		\$75

The City has (2) unions: NEPBA Local 214 (Police, expires 6/30/23) and State Employees Association of New Hampshire Local 1984 (Municipal Services, expires 6/30/21). Both contracts currently contain language that increases (COLA & step) will be the same as afforded to nonunion City employees. Negotiations with the MSD union is well underway and should conclude shortly after the beginning of the fiscal year.

Employee Benefits

- Medical**: The same medical benefits structure offered in FY2021 is proposed for FY2022, with a 2.46% increase in premiums. The increase in health premiums equates to \$47,369 annual budget increase in FY2022, based on expected enrollments. The Finance Director did an RFP for all health benefits to seek alternative plan designs in an effort to lessen the increase. The Manager's proposal includes a new health plan design under the current health provider to more closely mirror surrounding communities in anticipation of the pay, class and benefits study. Coverage remains with the New Hampshire Interlocal Trust (Harvard Pilgrim) to include the following updated HMO plan design:
 - Primary/Specialty Co-pay: \$20
 - Emergency Room Co-pay: \$150
 - Prescriptions: \$0/\$10/\$30/\$50
 - Deductibles: Single Plan \$1,000; 2-Person Plan \$2,000; Family Plan \$3,000
 - Total Out-of-pocket: Single Plan \$6,000; 2-Person Plan \$12,000; Family Plan \$13,000
- Dental**: The same dental benefit structure in FY2021 is proposed for FY2022. Coverage is provided by Anthem and price did not change as a result of the RFP.
- Short Term Disability (STD), Long Term Disability (LTD), Life Insurance/ADD**: The same benefit structure in FY2021 is proposed for FY2022. The coverage will now be provided by Boston Mutual instead of Mutual of Omaha as they won the bid. There was only a small monetary saving. However, it is expected that the

time spent by the Finance director to continually monitor the claims due to processing issues will be reduced with returning to our previous vendor.

- **Workers' Compensation Insurance:** premiums have increased from FY2021 to FY2022 by 9.1% which equates to \$15,908. This is due to projected increased payroll over FY2021 and the City's loss ratio (claims experience) increasing from 1.29 to 1.48.
- **Unemployment:** No changed in premiums for FY2022 from FY2021 probably due to Covid regulations that any claims would not be counted against employer.
- **Retirement:** Pursuant to RSA 100-A:16, III, and the actuarial valuation of June 30, 2019, the New Hampshire Retirement System Board of Trustees certified the following employer rates of contribution due the retirement system beginning July 01, 2021 and ending June 30, 2023 as follows:
 - FY2022 Group 1 Employees 14.06%; Group 1 Teachers 21.02%; Group 2 Police 33.88%; Group 2 Fire 32.99%
 - FY2023 Group 1 Employees 14.06%; Group 1 Teachers 21.02%; Group 2 Police 33.88%; Group 2 Fire 32.99%
 - **FY2021 Group 1 Employees 11.17%; Group 1 Teachers 17.80%; Group 2 Police 28.43%; Group 2 Fire 30.90%**

The FY2021 values shown are shown above in red. This change in rates equated to an additional cost to the City's general fund of \$151,027 (municipal departments) and \$223,409 (school district).

Tax Cap Calculation

The 1.4% CPIU provides additional tax revenue of \$301,431. The County budget for 2021 was adopted March 2021. The City is not expecting a huge shift in assessed valuation in the larger Merrimack County communities so a decrease of 0.99% overall County tax was applied to the City estimate (decrease of \$17,652) over FY2021 actual County assessment is budgeted for FY2022. However, true increase/decrease of County taxes will not be known until 09/21 when DRA sets the rates based on each town/city's equalized valuation. Statewide tax for school funding has decreased by \$10,769 (\$1,201,740 in FY21 to \$1,190,971 in FY22). Picks ups from the Assessing office totaled \$3,544,824 in new value which includes new construction numbers and some utilities. The new revenue generated from the pickups is \$80,964 and the Industrial Park TIF is expected to generate \$21,243 in retained taxes this year while the Franklin Falls Mixed Use TIF is expected to generate \$46,260.

All of the above net to an additional \$336,351 to be divided among the school district and municipality. The City used the traditional allocation method (% of previous years local taxes) to divide the \$336,351 between the school district and municipality - the school district receiving 35% or \$117,723 and the municipality receiving the remaining 65% or \$218,628. Total taxes under the tax cap calculation for the City including Municipal, TIF, County, School Local and School Local Statewide is \$16,049,112.

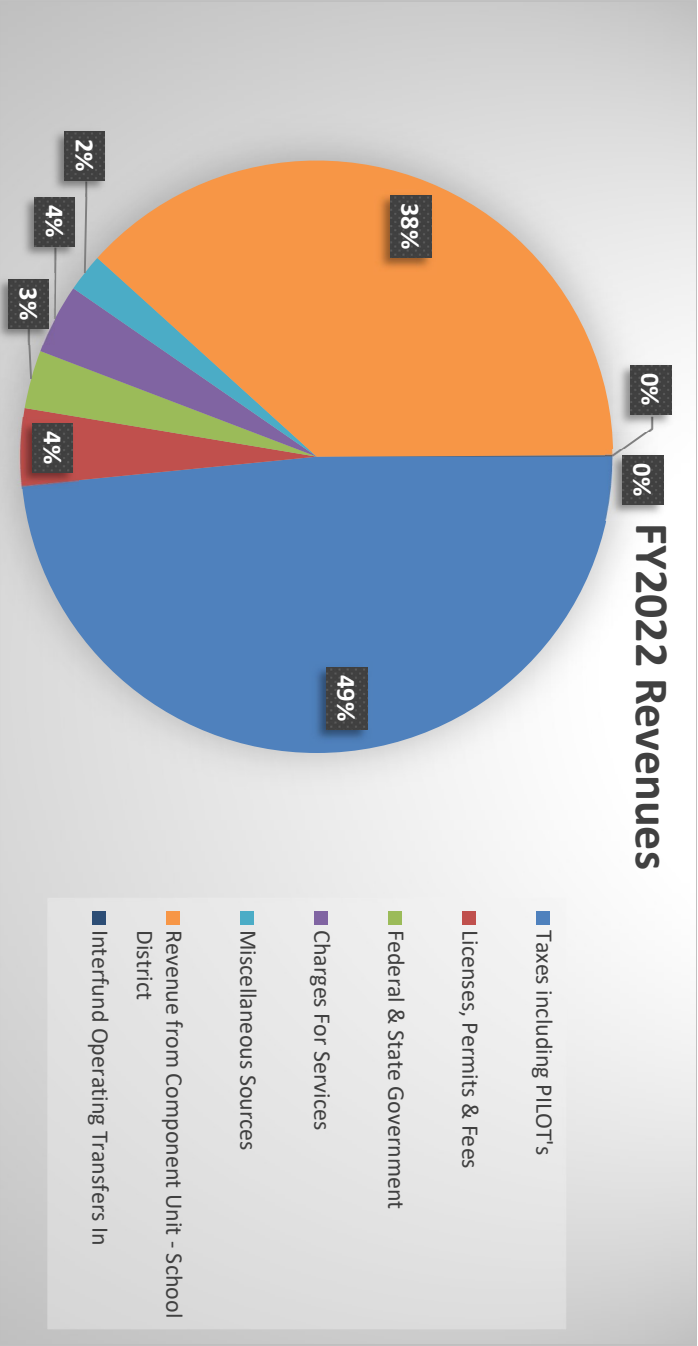
The City Manager made numerous changes totaling \$1,091,105 to bring the department's proposed budget under the tax cap throughout the budget.

General Fund Revenues

Total general fund revenue for FY2022 is \$33,419,559 as compared to \$32,071,276 in FY2021, an increase in revenues of \$1,348,283 due to the COVID-19 relief funding grants. The City's general funds revenues have stayed relatively constant between fiscal years.

Fee changes included in the general fund revenue section are:

- Solid Waste Administration Fee: \$20.00 to \$25.00
- Construction Demo & Shingles: \$135.00 to \$150.00 per ton
- Remove sprunged furniture: \$5.00 to \$0.00
- Add fee per Couch: \$0.00 to \$10.00
- Add fee for per Sleep sofa: \$0.00 to \$20.00
- Add fee for chairs: \$0.00 to \$5.00
- Add fee for mattress (all sizes): \$0.00 to \$10.00
- Add fee for box spring (all sizes): \$0.00 to \$5.00
- Add fee for Fire extinguishers: \$0.00 to \$5.00
- Increase fee for microwaves: \$5.00 to \$10.00
- Increase fee for VCR/DVD/CD Players: \$3.00 to \$5.00
- Increase Fees for computer monitors/tablets (all sizes): \$15
 - 13 to 15 inches \$8.00 to \$15.00
 - 16 to 19 inches \$9.00 to \$15.00
- Increase fees for television:
 - Up to 13 inches \$8.00 to \$10.00
 - 13 to 55 inches \$18.00 to \$20.00
 - Large console and big screens \$38.00 to \$45.00
- Increase Fire Alarm Fees: \$250.00 to \$275.00
- Increase Ambulance Billing Mileage Fee: \$15.00 to \$20.00
- Increase Police outside detail rate: \$62.00 to \$69.00
- Water Rate: \$7.32 to \$7.50
- Sewer Rate: \$7.00 to \$7.13



General Fund Expenditures

Payroll and payroll expenditure lines are linked to the payroll projections (see above). Gasoline lines are mostly level funded utilizing the State fuel island with Citgo as a back up.

Applicable electric and natural gas lines are budgeted as if the energy project had not been completed so the City can track the “savings” which will make the energy project payment when due. The streetlight electric line was budgeted as if the LED project was not completed so the savings could pay the loan payment due each September ending in 2022.

Outside agencies are level funded between fiscal years. No new outside agencies are funded.

All borrowings for capital expenditures are presented under the debt service section of the budget.

School District: Expenditures approved for the FY21 budget were \$17,104,600 as compared to \$18,558,965 in the Managers proposed budget for FY22. It is important to note that the school board’s proposed budget was under the tax cap; however, the manager added \$65,206 additional tax revenue due to the school district for the pick-up portion of the tax cap formula not known at the time of the school board meeting to adopt the budget.

Grant Fund: This fund shows grants that pass through the City of Franklin; currently the Northern New England Metropolitan Medical Response System Strike Team (or MMRS) totaling \$20,000.

Parks & Recreation Special Fund: The Parks and Recreation fund is the same as the FY2021 budget.

Police Outside Detail Fund: This fund includes the rate (\$49) paid to officers performing the details as well as related payroll expenditures. Revenues are included based on recommended rate increase to \$69/hour (current approved rates per chapter 160 of the code is \$62).

Library Fund: Once again, the library fund is budgeted gross; including all anticipated/budgeted revenues and expenditures. The amounts funded by the City taxpayer, payroll wages & benefits and \$51,500 stipend, are shown under revenue 31-0-000-39110-000.

CIP Summary: The FY18 Capital Improvement Plan was adopted by the City Council on May 22, 2017. The summary is included in this budget document. The entire plan may be found on the City’s website www.franklinnh.org under committees, capital improvements.

Water Fund

Based on council recommendation to keep increases from spiking in any one given year, the Manager has attempted to keep the increases to the 2% as suggested per fund for the year. In FY22, the average increase is 1.7% which is under the 2% recommended amount; however, the water fund rate is 3% higher in the manager’s proposal and the sewer rate is .4% higher.

The proposed water rate increase is \$0.25 from \$7.32 in current FY21 to \$7.57 for FY22 per 100 cubic feet of water used. However, the Manager’s proposal reduced the increase by \$0.02 to \$7.55. The reason for the increase is three-fold: (1) increase in proposed budget over FY2020 to upgrade and fund short and more long-term capital/critical infrastructure projects; (2) lack of retained earnings to offset expenses; (3) and most important is that water use sales have been steadily on the decline since 2012. The water fund total proposed FY22 budget is 9.5% higher than FY21. The approximate \$192k increase is mostly attributed to capital outlay for critical projects, increases in supply cost for the water treatment plant and payroll and related benefit increases.

The retained earnings of the water fund remain below the recommended 25% of expenditures threshold at 6/30/20. This is due to several unforeseen and unexpected infrastructure failures and necessary repairs over the past three budget cycles. Therefore, there are not sufficient retained earnings available to offset the rate increase. In addition, this rate increase does not include building back the retained earnings; however, Director's Sullivan & Gaudette have conservatively estimated regular expenditures for the fund and expect to see some modest building of retained earnings back to the recommended threshold.

City of Franklin, New Hampshire	
Water Commodity Rate History	
Fiscal Year	Rate*
2010	4.51
2011	4.51
2012	4.51
2013	4.51
2014	4.51
2015	4.76
2016	5.81
2017	6.06
2018	6.45
2019	6.53
2020	7.32
2021	7.32
*Rate per 100 cubic feet	

NOTE: 100 cubic feet of water equates to 748 gallons. At the Manager's proposed rate of \$7.55 per 100 cubic feet (or 748 gallons) the price per gallon is \$.01. The same 748 gallons purchase at the grocery store (generic brand) is \$.75 per gallon or \$561.

Rate Study: Not included in the FY2022 budget but under consideration for future budgets is a change in the structure of the water availability quarterly charge. Currently the quarterly water availability charge is assessed per water meter. Under one scenario, the quarterly water availability charge would be assessed based on living units. Therefore, a single-family home would see no change in quarterly availability charge but multi-family homes would be assessed based on living units (a building with 4 apartments would pay 4 availability charges. Several communities have already adopted this approach. The approach would increase the amount of stable, predictable revenue from the availability charge (estimated \$100,000 per year) used to supplement the increases to the water commodity charges.

Sewer Fund

The proposed sewer rate increase is \$0.07 (from \$7.00 in FY21 to \$7.07 in FY22) per 100 cubic feet of sewer discharged. However, the Manager's proposal reduced the increase by \$.04 to \$7.03. The sewer budget decreased 2.4% under FY21. The approximate \$39k decrease is largely due to a net of one-time grant monies that was in the FY21 budget and not in the FY22 and increased capital, payroll and benefit costs.

Capital improvement budgeted this year continue to address the inflow & infiltration issue within the sanitary sewer system. This will benefit the rate payer when the WRBP develops its new assessment formula for member communities utilizing flow; strength and capacity as parameters.

City of Franklin, New Hampshire Sewer Commodity Rate History	
<u>Fiscal Year</u>	<u>Rate*</u>
2010	4.52
2011	5.30
2012	5.84
2013	5.84
2014	6.13
2015	6.27
2016	6.27
2017	6.27
2018	6.91
2019	6.96
2020	7.00
2021	7.00
*Rate per 100 cubic feet	

Assumption of Risk

- Vehicle Fuel: the price of fuel continues to be stable. However, if prices increase, the line items for vehicle could be over budget in FY2022.
- Vehicle Maintenance: as the City's fleet of vehicles continues to age, the cost of maintenance & repairs will continue to rise and the line items for vehicles maintenance & repairs could be over budget in FY2022.
- The City continues to evaluate fleet replacement based on assessment of vehicle condition coupled with the risk of failure to life safety.

FY2022 Adequate Education Aid

How the Cost of an Opportunity for an Adequate Education is Determined

RSA 198:38 through 198:42 specify how aid is calculated and distributed.

Students:

Adequacy Aid is calculated using the Average Daily Membership (ADM) of the students who reside within a municipality. Any full-time student K-12 enrolled in school for the entire year has an ADM of 1.00. If a student moves mid-year, he is counted as a fractional ADM in each municipality. For FY2022 Adequacy Aid, school year 2020-2021 ADM will be used.

The total ADM for a municipality consists of:

- Students who attended a school operated by their resident district.
- Students tuitioned by the resident district to a district-operated school in NH or another state.
- Students tuitioned by the resident district to a non-public school, such as a special education program.
- Home school students enrolled in high school academic courses at the rate of 0.15 ADM per course. These students will be counted only if the appropriation has excess funds available.
- Preschool students are not included.
- Charter schools students are not included, except as provided for in RSA 194-B:11.

Cost of Adequacy:

Every two years the base per pupil cost and additional costs for certain students are adjusted for inflation and used for both years of the State's biennium. RSA 198:40-d specifies that the US Bureau of Labor Statistics' Consumer Price Index for All Urban Consumers, Northeast Region, special aggregate index of "services less medical care services" will be used to make the adjustments. For the biennium starting July 1, 2021, this inflation adjustment is an increase of 2.1%.

For FY2022 and FY2023, the base per pupil rate is \$3,786.66per ADM. Adequacy includes an additional rate for certain students as follows:

- \$1,893.22 for a free or reduced-price meal eligible student. This eligibility determination is based on household income not participation in a lunch program. Students from households receiving TANF or SNAP are automatically eligible. Others are certified if parents/guardians provide income information.
- \$2,037.11 for a special education student who has an individualized educational plan (IEP).
- \$740.87 for an English Language Learner receiving English Language instruction. Students who have advanced to the monitoring stage are not included.
- \$740.87 for each 3rd grade pupil whose achievement score on the state assessment for reading was below the proficient level, provided the student is not already counted in any of the above three categories. Students who did not take the test are not counted.

For each municipality, the cost of an opportunity for an adequate education is calculated by applying the base rate and applicable additional rates to the ADM of each student.

How Adequacy Grants are Determined

Statewide Education Property Tax Assessment:

Each December, the Department of Revenue Administration determines the minimum tax rate needed to raise at least \$363 million from the Statewide Education Property Tax (SWEPT) for the following school year. The tax rate, rounded to the nearest one-half cent, is applied to equalized valuations without utilities. (RSA 76:3 and RSA 76:8.) Municipalities collect the SWEPT and send the total assessment amount directly to its school district(s). Within cooperative districts the assessment amount is credited to the individual towns. While municipalities are responsible for collecting and distributing this tax revenue, SWEPT is a state tax, not a local tax. For FY2022, a tax rate of \$1.825 per thousand will be applied to April 1, 2019 equalized values.

Preliminary Grant:

When the SWEPT assessment is subtracted from the cost of adequacy the balance is the preliminary grant. If SWEPT is more than the cost of adequacy then the preliminary grant is zero.

Stabilization Grant:

When a new funding formula was enacted for FY2012, to ease the impact on municipalities facing a decrease in aid, the Legislature utilized a stabilization grant to cover the decreases. Not all municipalities received a stabilization grant in 2012. For FY2022, the stabilization grant will be 100% of the 2012 amount.

Inclusion of Home-Schooled Course Credit:

Prior to the final payment of adequacy grants in April, the Department of Education will determine if the appropriation allocated in the state budget for adequacy aid is sufficient to allow for inclusion of an ADM credit of 0.15 for each enrollment in an academic course by a home-schooled student.

Total Grant:

A municipality's total grant is the sum of its preliminary and stabilization grants. For the final calculation in the spring of 2022, the total grant will be no less than 95% of the November 15, 2020 estimate, and will include home-schooled course credit funding if applicable.

Publication and Payment Schedule

Publication Schedule for Adequacy Aid

The first estimate is published on the November 15th that precedes the beginning of the fiscal year. ADM is estimated using data from the second preceding school year and applying adjustments for anticipated enrollment increases or decreases. This estimate is generally used to set school budgets.

The second estimate is made on October 1st of the fiscal year using preliminary ADM data for the previous school year. This estimate is used by the Department of Revenue Administration to set school tax rates.

The final calculation is usually made by March using the prior year's ADM that has been closely reviewed. For FY2022, adjusted 2019-2020 school year ADM data will be used for the first estimate, and 2020-2021 data will be used for the second estimate and final determination.

Grant Payment Schedule:

The first payment of 20% by September 1st is based on the first estimate from the Nov 15th of the previous year. The second and third payments of 20% by November 1st and 30% by January 1st are based on the October 1st “final” estimate. The final payment (of approximately 30%) is made by April 1st and based on finalized ADM data.

Franklin, NH

Community Contact

City of Franklin
Judie Milner, City Manager
316 Central Street, City Hall
Franklin, NH 03235

Telephone
 Fax
 E-mail
 Web Site

(603) 934-3900
 (603) 934-7413
citymgr@franklinnh.org
www.franklinnh.org

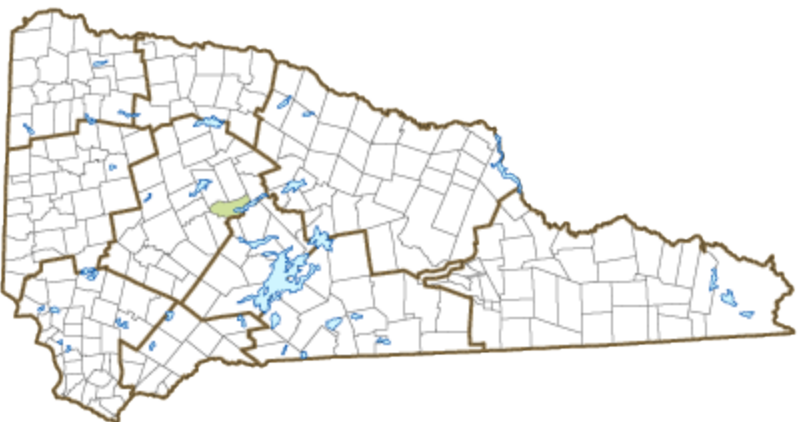
Municipal Office Hours

Monday through Friday, 8 am - 5 pm

County
 Labor Market Area
 Tourism Region
 Planning Commission
 Regional Development

Merrimack
Franklin, NH LMA
Lakes
Lakes Region
Capital Regional Development Council

District 2 (All Wards)
District 2 (All Wards)
District 7 (All Wards)
Merrimack County Districts 2 (Wards 1 & 2) 3, 26 (Ward 3)




Incorporated: 1828

Origin: Situated at the junction of the Pemigewasset and Winnepesaukee Rivers, where they meet to form the Merrimack River, this territory was originally known as Pemigewasset Village. Franklin was created from portions of Salisbury, Andover, Sanbornton, and Northfield, and named in honor of Benjamin Franklin. Franklin is the location of Daniel Webster's birthplace, which was in the portion of Salisbury taken to establish the town. Franklin was incorporated as a city in 1895. Franklin was known for a machine-made hosiery mill that used a process developed by the Shakers.

Villages and Place Names: Webster Lake, Webster Place, West Franklin

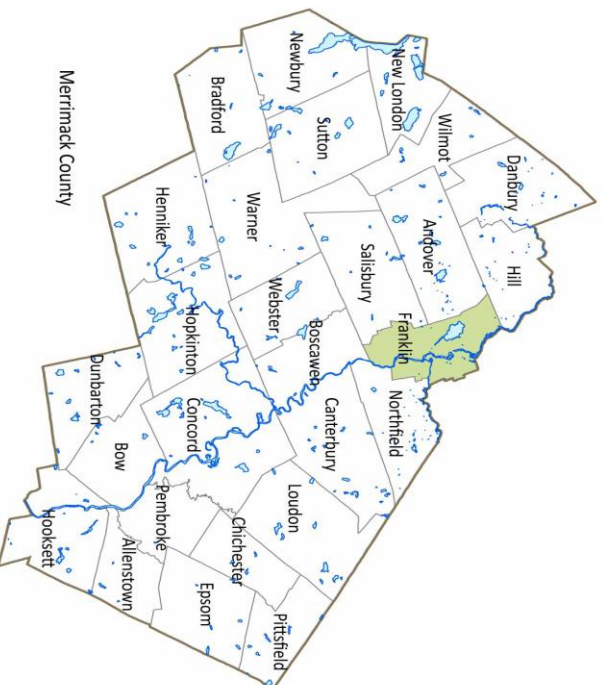
Population, Year of the First Census Taken: 1,370 residents in 1830

Population Trends: Population change for Franklin totaled 1,394 over 49 years, from 7,292 in 1970 to 8,686 in 2019. The largest decennial



percent change was an eight percent increase between 1970 and 1980. The 2019 Census estimate for Franklin was 8,686 residents, which ranked 35th among New Hampshire's incorporated cities and towns.

Population Density and Land Area, 2019 (*US Census Bureau*): 313.9 persons per square mile of land area. Franklin contains 27.7 square miles of land area and 1.5 square miles of inland water area.



MUNICIPAL SERVICES			
Type of Government	Manager & Council		
Budget: Municipal Appropriations, 2018	\$11,450,186		
Budget: School Appropriations, 2017-2018	\$16,208,339		
Zoning Ordinance	1971/12		
Master Plan	2018		
Capital Improvement Plan	Yes		
Industrial Plans Reviewed By	City Planner		
Boards and Commissions			
Elected:	City Council		
Appointed:	Planning, Zoning, Library, Conservation, Heritage		
Public Library	Franklin Public		
EMERGENCY SERVICES			
Police Department	Full-time		
Fire Department	Full-time		
Emergency Medical Service	Municipal		
Nearest Hospital(s)	Distance Staffed Beds		
Franklin Regional, Franklin	Local 31		
UTILITIES			
Electric Supplier	Eversource Energy; NH Electric Coop		
Natural Gas Supplier	Liberty Utilities		
Water Supplier	Franklin Water Works		
Sanitation	Municipal		
Municipal Wastewater Treatment Plant	Yes		
Solid Waste Disposal			
Curbside Trash Pickup	Municipal		
Pay-As-You-Throw Program	No		
Recycling Program	Mandatory		
Telephone Company	Fairpoint		
Cellular Telephone Access	Yes		
Cable Television Access	Yes		
Public Access Television Station	No		
High Speed Internet Service:	Business		
	Residential		
	Yes		
PROPERTY TAXES (NH Dept. of Revenue Administration)			
2019 Total Tax Rate (per \$1,000 of value)	\$22.47		
2019 Equalization Ratio	95.5		
2019 Full Value Tax Rate (per \$1,000 of value)	\$20.92		
2019 Percent of Local Assessed Valuation by Property Type			
Residential Land and Buildings	72.9%		
Commercial Land and Buildings	16.6%		
Public Utilities, Current Use, and Other	10.4%		
HOUSING (ACS 2015-2019)			
Total Housing Units	4,401		
Single-Family Units, Detached or Attached	2,638		
Units in Multiple-Family Structures:			
Two to Four Units in Structure	862		
Five or More Units in Structure	711		
Mobile Homes and Other Housing Units	190		

POPULATION (1-YEAR ESTIMATES/DECENNIAL)		(US Census Bureau)	
Total Population	Community	County	
2019	8,686	151,391	
2010	8,477	146,445	
2000	8,414	136,716	
1990	8,340	120,618	
1980	7,901	98,302	
1970	7,292	80,925	
DEMOGRAPHICS AMERICAN COMMUNITY SURVEY (ACS) 2015-2019			
Population by Gender			
Male	4,053	Female	4,570
Population by Age Group			
Under age 5	222		
Age 5 to 19	1,525		
Age 20 to 34	1,312		
Age 35 to 54	2,335		
Age 55 to 64	1,355		
Age 65 and over	1,874		
Median Age	48.1 years		
Educational Attainment, population 25 years and over			
High school graduate or higher			91.3%
Bachelor's degree or higher			17.6%
INCOME, INFLATION ADJUSTED \$ (ACS 2015-2019)			
Per capita income			\$30,412
Median family income			\$67,993
Median household income			\$52,795
Median Earnings, full-time, year-round workers			
Male			\$49,650
Female			\$40,472
Individuals below the poverty level			
			8.9%
LABOR FORCE (NHES – ELM/I)			
Annual Average	2009	2019	
Civilian labor force	4,490	4,066	
Employed	4,151	3,959	
Unemployed	339	107	
Unemployment rate	7.6%	2.3%	
EMPLOYMENT & WAGES (NHES – ELM/I)			
Annual Average Covered Employment	2009	2019	
Goods Producing Industries	842	796	
Average Employment			
Average Weekly Wage	\$ 810	\$1,004	
Service Providing Industries			
Average Employment	1,413	1,375	
Average Weekly Wage	\$ 673	\$ 872	
Total Private Industry			
Average Employment	2,254	2,171	
Average Weekly Wage	\$ 724	\$ 920	
Government (Federal, State, and Local)			
Average Employment	467	346	
Average Weekly Wage	\$ 640	\$ 881	
Total, Private Industry plus Government			
Average Employment	2,722	2,517	
Average Weekly Wage	\$ 709	\$ 915	

Education and Child Care			
Schools students attend:	Franklin operates grades K-12		District: SAU 18
Career Technology Center(s):	J. Oliva Huot Technical Center (Laconia); Winnisquam Agricultural Programs		Region: 8
Educational Facilities (includes Charter Schools)	Elementary	Middle/Junior High	High School
Number of Schools	3	1	1
Grade Levels	P K 1-7	4-8	9-12
Total Enrollment	453	345	296
Nearest Community College: Lakes Region			
Nearest Colleges or Universities: Colby-Sawyer; Plymouth State University			
2020 NH Licensed Child Care Facilities (DHHS-Bureau of Child Care Licensing)			
Total Facilities: 7		Total Capacity: 343	
LARGEST BUSINESSES	PRODUCT/SERVICE	EMPLOYEES	ESTABLISHED
Webster Valve & Foundry	Plumbing, heating controls	340	1956
SAU 18	School administrative unit	260	
LRGHealthcare	Health care services	256	1910
City of Franklin	Municipal services	120	
Franklin Savings Bank	Banking services	105	
PCC Structuralis	Titanium products	102	1995
Hannaford Brothers	Supermarket	98	1992
Vitex Extrusion	Aluminum extrusions	94	1996
R D Edmunds & Sons	Paving company		

Employer Information Supplied by Municipality

TRANSPORTATION (distances estimated from city/town hall)		RECREATION, ATTRACTIONS, AND EVENTS	
Road Access	US Routes	X	Municipal Parks
	State Routes		YMCA/YWCA
Nearest Interstate, Exit	I-93, Exit 20		Boys Club/Girls Club
Distance	4 miles	X	Golf Courses
Railroad	No		Swimming: Indoor Facility
Public Transportation	WTS		Swimming: Outdoor Facility
		X	Tennis Courts: Indoor Facility
Nearest Public Use Airport, General Aviation	Runway		Tennis Courts: Outdoor Facility
Laconia Municipal	5,286 ft. asphalt		Ice Skating Rink: Indoor Facility
Lighted?	Navigation Aids?	X	Bowling Facilities
Yes	Yes		Museums
		X	Cinemas
Nearest Airport with Scheduled Service			Performing Arts Facilities
Manchester-Boston Regional	Distance	X	Tourist Attractions
Number of Passenger Airlines Serving Airport	44 miles	X	Youth Organizations (i.e., Scouts, 4-H)
	4	X	Youth Sports: Baseball
Driving distance to select cities:		X	Youth Sports: Soccer
Manchester, NH	38 miles	X	Youth Sports: Football
Portland, Maine	130 miles	X	Youth Sports: Basketball
Boston, Mass.	88 miles		Youth Sports: Hockey
New York City, NY	288 miles		Campgrounds
Montreal, Quebec	236 miles		Fishing/Hunting
		X	Boating/Marinas
		X	Snowmobile Trails
		X	Bicycle Trails
		X	Cross Country Skiing
		X	Beach or Waterfront Recreation Area
		X	Overnight or Day Camps
			Nearest Ski Area(s): Veteran's Memorial Ski Area
COMMUTING TO WORK		(ACS 2015-2019)	
Workers 16 years and over			
Drove alone, car/truck/van	76.6%		
Carpooled, car/truck/van	14.4%		
Public transportation	0.0%		
Walked	1.1%		
Other means	7.8%		
Worked at home	3.5%		
Mean Travel Time to Work	24.1 minutes		
Percent of Working Residents: ACS 2015-2019			
Working in community of residence	29.0	Other: Daniel Webster Birthplace; Daniel Webster Farm;	
Commuting to another NH community	67.5	Franklin Falls Recreation Area (US Army Corps of Engineers);	
Commuting out-of-state	3.5	Tarbin Gardens	

***CITY OF FRANKLIN, NEW HAMPSHIRE
FISCAL YEAR 2022 DEFAULT BUDGET***



SECTION 2 – FINANCIAL POLICIES & GUIDELINES

AUDIT OPINION

The City is subject to an annual independent financial audit, in which an independent audit firm tests transactions and opines on the representation of financial position as set forth in the City prepared financial statements. The City's financial statements include all municipal funds and school district funds as the school district is dependent. For FY2019, the City has once again achieved the highest audit opinion of "unqualified". FY2020 audit is well underway and expected to be completed before the end of FY2021. The audit opinion from Roberge & Company for FY2019 follows:

ROBERGE AND COMPANY, P.C.

Certified Public Accountants

Member – American Institute of CPAs (AICPA)
Member – AICPA Government Audit Quality Center (GAQC)
Member – AICPA Private Company Practice Section (PCPS)
Member – New Hampshire Society of CPAs

P.O. Box 129
Franklin, New Hampshire 03235
Tel (603) 524-6734
jroberge@rcopc.com

INDEPENDENT AUDITOR'S REPORT

To the Honorable Mayor and City Council
City of Franklin
Franklin, New Hampshire

We have audited the accompanying financial statements of the governmental activities, the business-type activities, each major fund, and the aggregate remaining fund information of the City of Franklin as of and for the year ended June 30, 2019, and the related notes to the financial statements, which collectively comprise the City's basic financial statements as listed in the table of contents.

Management's Responsibility for the Financial Statements

Management is responsible for the preparation and fair presentation of these financial statements in accordance with accounting principles generally accepted in the United States of America; this includes the design, implementation, and maintenance of internal control relevant to the preparation and fair presentation of financial statements that are free from material misstatement, whether due to fraud or error.

Auditor's Responsibility

Our responsibility is to express opinions on these financial statements based on our audit. We conducted our audit in accordance with auditing standards generally accepted in the United States of America. Those standards require that we plan and perform the audit to obtain reasonable assurance about whether the financial statements are free from material misstatement.

An audit involves performing procedures to obtain audit evidence about the amounts and disclosures in the financial statements. The procedures selected depend on the auditor's judgment, including the assessment of the risks of material misstatement of the financial statements, whether due to fraud or error. In making those risk assessments, the auditor considers internal control relevant to the entity's preparation and fair presentation of the financial statements in order to design audit procedures that are appropriate in the circumstances, but not for the purpose of expressing an opinion on the effectiveness of the entity's internal control. Accordingly, we express no such opinion. An audit also includes evaluating the appropriateness of accounting policies used and the reasonableness of significant accounting estimates made by management, as well as evaluating the overall presentation of the financial statements.

We believe that the audit evidence we have obtained is sufficient and appropriate to provide a basis for our audit opinions.

Opinions

In our opinion, the financial statements referred to above present fairly, in all material respects, the respective financial position of the governmental activities, the business-type activities, each major fund, and the aggregate remaining fund information of the City of Franklin, as of June 30, 2019, and the respective changes in financial position and, cash flows thereof for the year then ended in accordance with accounting principles generally accepted in the United States of America.

Other Matters

Required Supplementary Information

Accounting principles generally accepted in the United States of America require that the management's discussion and analysis, budgetary comparison information, schedule of changes in total OPEB liability, schedules of proportionate share and contributions of the NHRS net OPEB liability, schedule of proportionate share of the net pension liability, and schedule of pension contributions as listed in the table of contents be presented to supplement the basic financial statements. Such information, although not a part of the basic financial statements, is required by the Governmental Accounting Standards Board who considers it to be an essential part of financial reporting for placing the basic financial statements in an appropriate operational, economic, or historical context. We have applied certain limited procedures to the required supplementary information in accordance with auditing standards generally accepted in the United States of America, which consisted of inquiries of management about the methods of preparing the information and comparing the information for consistency with management's responses to our inquiries, the basic financial statements, and other knowledge we obtained during our audit of the basic financial statements. We do not express an opinion or provide any assurance on the information because the limited procedures do not provide us with sufficient evidence to express an opinion or provide any assurance.

Other Information

Our audit was conducted for the purpose of forming opinions on the financial statements that collectively comprise the City of Franklin's basic financial statements. The combining nonmajor fund financial statements, are presented for purposes of additional analysis and are not a required part of the basic financial statements.

The combining nonmajor fund financial statements are the responsibility of management and were derived from and relate directly to the underlying accounting and other records used to prepare the basic financial statements. Such information has been subjected to the auditing procedures applied in the audit of the basic financial statements and certain additional procedures, including comparing and reconciling such information directly to the underlying accounting and other records used to prepare the basic financial statements or to the basic financial statements themselves, and other additional procedures in accordance with auditing standards generally accepted in the United States of America. In our opinion, the combining nonmajor fund financial statements are fairly stated in all material respects in relation to the basic financial statements as a whole.

Pdaberge and Co., P.C.

ROBERGE & COMPANY, P.C.

Franklin, New Hampshire

May 15, 2020

DEBT SERVICE

Legal debt limits are set by the State of New Hampshire under RSA 33 and are calculated on the individual community's assessed valuation as approved by the State of New Hampshire Department of Revenue Administration. There are three bonded debt limit margins: general, school, water. The general fund debt limit is 3% of assessed valuation with landfills being exempt from the calculation. School related debt is limited to 7% of assessed valuation. Water fund is limited to 10% of assessed valuation while the sewer fund has no legal debt margin.

The City's current debt as a percentage of assessed valuation is: General 0.17%, School 0.12% and Water .82%.

The following is a schedule of the City's total current long-term debt including capital lease payments included in the FY2022 budget:

City of Franklin, New Hampshire								
Long Term Debt								
FY2022 Budget								
					Total Outstanding at June 30, 2021		Current Portion In FY 2022	
	Original Amount	Issue Date	Maturity Date	Interest Rate %	Principal	Interest	Principal	Interest
General Fund:								
General obligation bonds/notes payable								
School Renovation	5,010,386	2001	2020	4.5-5.25	0	0	0	0
School Renovation	2,700,000	2006	2026	4.29	710,526	83,824	142,105	28,958
Streetlights	165,200	2015	2021	3.00	29,607	888	29,607	888
Roadway Improvement	505,000	2016	2026	2.75	269,599	22,644	51,035	7,414
Fire Engine	650,000	2016	2026	2.49	409,275	36,929	64,035	10,332
Fiber Connectivity Project	160,000	2017	2022	2.25	66,087	2,239	32,673	1,487
School Districtwide Energy Project & Middle School Roof	2,000,000	2018	2038	3.54	1,857,454	696,620	75,226	66,667
Ambulance	199,989	2019	2026	2.49	173,522	15,657	27,149	4,381
Total general obligation bonds/notes payable:					3,516,070	858,801	421,830	115,746
Capital leases payable								
Energy Audit & Improvements	301,966	2015	2027	3.97	130,171	20,572	15,781	5,168
(2) 2017 Ford F550s & (1) Trackless Sidewalk Tractor - Municipal Services	274,199	2017	2022	3.17	94,175	4,501	46,353	2,985
(2) 2018 Ford Interceptors - Police	64,748	2018	2021	5.95	0	0	0	0
(1) 2018 Ford Interceptor - Fire	47,748	2018	2021	4.34	12,205	530	12,205	530
(1) 2019 Ford Interceptor - Fire	51,197	2019	2022	3.76	25,672	1,452	12,555	962
(1) Grader	300,683	2019	2026	2.49	253,632	30,799	40,819	6,586
(2) 2021 Ford Interceptors - Police	74,780	2020	2024	2.15	36,780	2,670	18,892	833
Total capital leases payable:					515,853	57,853	146,604	17,064
Total General Fund:					4,031,923	916,655	568,434	132,810
Enterprise Funds:								
Bonds/notes payable								
Sewer: NHDES State Revolving Loan	784,061	2006	2026	3.35	291,563	35,145	44,678	9,773
Water: USDA Bond - Water Treatment Facility	3,645,000	2012	2040	2.25	2,473,380	542,589	130,180	54,919
Water: Drinking Water State Revolving Fund - West Franklin Water Tanks	3,226,055	2012	2033	1.10	2,294,434	805,148	90,316	71,219
Water: Drinking Water State Revolving Fund - Cross Street Water Tank/Route 3								
Water Main Relocation	677,395	2016	2026	1.225	473,185	14,626	54,585	4,137
Water: Drinking Water State Revolving Fund - Pleasant Street Pressure Reducing Vault	350,000	2019	2029	1.07	236,027	11,452	28,421	2,514
Total bonds/notes payable:					5,768,589	1,408,960	348,180	142,562
Capital leases payable								
Sewer 2017 Excavator	105,756	2017	2021	2.69	0	0	0	0
Total capital leases payable					0	0	0	0
Total Enterprise Funds:					5,768,589	1,408,960	348,180	142,562

FUND BALANCE

Proper fund balance thresholds demonstrate fiscal responsibility and the ability to conduct day to day business, pay debt and borrow for long term projects such as a road project. It is important to rating agencies, potential grantors and lenders as well as long term financial planning and fiscal resiliency. The City's codified Fund Balance Policy is as follows:

ARTICLE I
Fund Balance
[Adopted 6-3-1996 by Ord. No. 96-3; amended in its entirety
6-6-2011 by Ord. No. 04-11]

§ 27-1. Maintenance of fund balance.

The purpose of this article is to establish a policy for the maintenance of a fund balance. The general fund balance at the end of any fiscal year, as recorded in accordance with generally accepted accounting principles (GAAP), otherwise referred to as "unrestricted fund balance of the general fund", shall be maintained at the prescribed amount of not less than 15% of the total general fund appropriations approved for that fiscal year, excluding any appropriations for capital projects or improvements funded by bond proceeds, transfer or other financing sources.

§ 27-2. Use of excess funds.

The City Council may utilize the excess of the actual unrestricted fund balance of the general fund over the prescribed level for capital projects, transfers to capital reserve or any other appropriation nonrecurring in nature as it sees fit.

§ 27-3. Emergency appropriations.

At any time, in any budget year, the City Council may, after notice and public hearing, make emergency appropriations to meet an essential need for public expenditure. Such appropriations shall be adopted by resolution, after notice and public hearing, by a favorable vote of a majority of the members of the City Council. If such appropriation reduces the unrestricted fund balance to a level below that prescribed by this article, then the resolution authorizing such appropriation shall include a plan, not to exceed a five-year period, to restore the funds to the prescribed level of the general fund. The City Council may, by a two-thirds majority vote, appropriate the unrestricted fund balance in the same manner as detailed above for nonemergency appropriations, provided that such appropriation does not reduce the unrestricted fund balance below the minimum balance as detailed above.

§ 27-4. Plan required for restoration of funds.

A. Transition period. The City of Franklin has increased the fund balance threshold from 5% to 15% effective June 6, 2011. The City plans to transition to the new threshold over a period of 10 years. During the transition period all City departments, including the school district, are directed by Council to maintain expenditures within due and payable revenue so that fund balance is increasing each year. Any unexpected revenue that is not a reimbursement of unexpected expenditures, i.e, FEMA, etc. or otherwise externally restricted will increase unrestricted fund balance. This unrestricted fund balance policy and current

unrestricted fund balance will be reviewed annually during the independent audit exit conference to ensure progress toward the City's new minimum fund balance goal and to make any changes deemed necessary by the City Council to achieve that goal. Exceptions to this transition period policy may be granted upon a two-thirds majority vote of the City Council and will follow the general plan for restoration as outlined in § 27-4B.

- B. General restoration. Whenever the unrestricted fund balance of the general fund is less than the prescribed level, the City Council shall be required, within the fiscal period, to formulate and implement a plan to restore such prescribed amount to the general fund. Such plan shall not exceed a five-year period.

City of Franklin, New Hampshire

General Fund Balance History

FY2022 Budget

Fiscal Year	Fund Balance Amount	% Change from Previous Year	Comments
2007	2,404,153		\$708,500 of this balance appropriated in FY08 for municipal
2008	1,677,587	-30.2%	
2009	1,130,564	-32.6%	tax rate setting error
2010	1,501,085	32.8%	
2011	1,918,801	27.8%	
2012	2,106,749	9.8%	
2013	2,371,366	12.6%	
2014	2,679,193	13.0%	
2015	2,836,541	5.9%	
2016	3,295,268	16.2%	\$250,000 of this balance appropriated in FY17 for school district
2017	3,222,860	-2.2%	\$264,000 of this balance appropriated in FY18 for school district
2018	3,341,009	3.7%	FY2018 Fund Balance amount is an unaudited projected number.
2019	4,269,105	27.8%	FY2019 Fund Balance amount is the audited number; \$851,751 of the fund balance in FY2020 budget was appropriated to the school district.
2020	4,816,212	44.2%	FY2020 Fund Balance amount is an unaudited projected number.

Footnotes: Per Chapter 27 of the Administrative Code, 15% target fund balance is \$5,066,539 based on the FY20 budget.

Cash Policy

The City implemented policies in June 1998 to pool cash in order to leverage cash flow from all areas. Since implementation, the City has not needed to borrow in anticipation of taxes (TAN) thus saving the taxpayers the borrowing and interest costs associated with short term TAN debt on an annual basis. The City has included City Investments and the dependent school district in this cash plan. The codified policies for both are as follows:

Chapter 82. School District

[HISTORY: Adopted by the City Council of the City of Franklin as indicated in article histories. Amendments noted where applicable.]

Article I. Fiscal Policy

[Adopted 6-1-1998 by Ord. No. 98-1]

§ 82-1. Legal authority.

This article is adopted pursuant to § C-5 of the Franklin City Charter which vests fiscal oversight of the Franklin School District in the Franklin City Council. The provisions contained herein relating to the payment of School Department debt are adopted in accordance with § C-6 of the Charter. Further authority is contained within § C-38 of the Franklin City Charter requiring the Council to designate the depository or depositories for City funds and to provide for the daily deposit of all City moneys.

§ 82-2. Revenues.

All revenues received by the Franklin School District, regardless of source or nature, and regardless of purpose, to include reimbursements for expenditures, shall be promptly delivered by the School Department to the City Finance Office for deposit in accordance with § C-38 of the Franklin City Charter. The term "revenues" shall include, but not be limited to, money, funds, receipts, refunds or the equivalent of any of the foregoing regardless of nature or source.

§ 82-3. Limitations.

Nothing in this article shall be construed as a limitation on the legal authority of the Franklin School District to make decisions regarding the expenditures of its annual fiscal appropriation nor in any way to limit the discretionary functions of the Franklin School Board as provided by law of the State of New Hampshire.

§ 82-4. Effective date; payment procedures.

This article shall become effective as follows: All sections of this article shall become effective July 1, 1997. Effective July 1, 1997, all school bills and payrolls will continue to be paid by the school business office, but transfers of funds from the City to the school will be handled on an imprest basis with the school providing a copy of each manifest to the City Finance Office for transfers in the exact amount of the manifest only.


Chapter 328. Investments

[HISTORY: Adopted by the City Council of the City of Franklin 3-3-1991. Amendments noted where applicable.]

GENERAL REFERENCES

Administrative Code — See Ch. 4.

Funds — See Ch. 27.

ATTACHMENTS328a Appendix A 

§ 328-1. Scope.

A.
The scope of this investment policy is the general fund, sewer fund, water fund and special project funds.

B.
This investment policy applies to all financial assets of the City of Franklin, except those which have been transferred to the Capital Reserve Trustees.

§ 328-2. Objectives.

A.
The foremost objective is to ensure against capital losses. In the context of the legally permissible investments under New Hampshire state law, the principal assurance will be to have collateralization held by a third party when possible. This procedure generally is to apply to all investments exceeding amounts beyond Federal Deposit Insurance Corporation (FDIC) insurance coverage. Given the realities of the marketplace, when collateralization is not possible, due diligence will be exercised in the choice of a financial institution by adherence to the investment guidelines provided herein.

B.
The objective is also to develop an investment process which will avoid any transaction that might impair public confidence in the city's ability to govern effectively. The authorized individuals shall seek to act responsibly as custodians of the public trust. Given the delegation of authority and the separation of responsibilities of those individuals in city government who are participants in the investment process, the city will enforce an internal control program which will be examined annually by external auditors and is subject to public review and evaluation.

C.
The investment process shall support the overall operation of the City of Franklin in providing services to its citizens. The cash management systems shall integrate with the investment process to ensure that cash is available to support operations. Cash management systems shall be implemented to maximize cash flow through efficient collection of revenue and proper timing of expenditures.

§ 328-3. Delegation of authority.

In accordance with the applicable provisions of the City Charter and the Administrative Code, the responsibility for conducting investment transactions shall reside with the Finance Officer, subject to the approval of the City Manager and City Treasurer. New Hampshire Revised Statutes Annotated 48:16 is the legal authority under which the City Treasurer operates.

§ 328-4. Standard of prudence.

The standard of prudence to be used by authorized individuals shall be the "prudent person rule" and shall be applied in the context of managing an overall portfolio. The authorized individuals acting in accordance with written procedures, exercising due diligence and acting in good faith shall be relieved of personal responsibility for an individual investment's credit risk or market price changes, provided that derivations from expectations are reported in a timely fashion and appropriate action is taken to control adverse developments.

§ 328-5. Ethics and conflicts of interest.

The City Treasurer and Finance Officer shall refrain from personal business activity that could conflict with the city's proper execution of the investment program or which could impair their ability to make impartial decisions.

§ 328-6. Internal controls.

A.

The Finance Officer shall establish a system of internal controls, which shall be documented in writing. See Appendixes A and B.

B.

The internal controls shall be reviewed by the external auditor. The controls shall be designed to prevent loss through fraud, employee error, misrepresentation by third parties, market changes or imprudent action by city employees and officers.

§ 328-7. Quarterly investment report.

The Finance Officer shall submit a quarterly investment report which summarizes investment strategies employed in the most recent quarter and describes the portfolio in terms of investment securities, maturities, risk characteristics and other features. The report shall explain the quarter's total investment return and compare return with revenue expectations. The report shall include an appendix that discloses all transactions during the past quarter. Each quarterly report shall indicate any areas of policy concern and suggested or planned revision of investment strategies. Copies shall be transmitted to the external auditors.

§ 328-8. Acceptable instruments.

The funds shall be invested only by deposit in a savings bank or in the savings department of a national bank or trust company in this state or in certificates of deposit of banks incorporated under the laws of the State of New Hampshire or in national banks located within this state or the State of Massachusetts or notes or other obligations of the United States government (RSA 48:16).

§ 328-9. Maturity.

Investments of the City of Franklin shall be limited to instruments maturing within one year at the time of purchase.

§ 328-10. Selection criteria for banks.

Selection criteria for banks or bank holding companies shall be as follows:

A.

Overview. A bank on the list of qualified banks for investment and banking services must meet minimum criteria, which are defined below. Banks failing to meet the minimum criteria or which, in the judgment of the Treasurer and/or the Finance Officer, fail to offer adequate safety to the city will be removed from the qualified list. Although a bank is on the qualified list, it may still be required to pledge collateral on all deposits and investments. The city plans to use call reports of banking institutions and pertinent information from the office of State Treasurer, Banking Commissioner and others to implement financial statement evaluation criteria. Bank rating criteria are calculated using publicly available financial information obtained from the release of the preliminary reports of condition and reports on income from the federal government. Data obtained will include factors covering the following:

(1)

Capital adequacy.

(2)

Asset quality.

(3)

Earnings.

B.

Minimum criteria for selection. The Finance Officer may approve a bank if all the following criteria are met:

(1)

The financial institution must be insured by the Federal Deposit Insurance Corporation or Federal Saving and Loan Insurance Corporation (FSLIC).

(2)

Only banking corporations incorporated under the laws of the State of New Hampshire or of the United States shall be appointed as depositories of funds for the city.

§ 328-11. Maximum investment.

There shall be no placement in excess of \$1,000,000 (subject to competitive bidding) in any one financial institution. Additional limits apply as follows:

A.

Short term. Maturities of seven to 45 days: aggregate investment position not to exceed \$1,500,000 without formal review.

B.

Medium term. Maturities up to 12 months: aggregate investment position not to exceed \$750,000 without formal review; acceptance of only government securities as collateral (where the Treasurer or Finance Officer deems necessary) for those investments in excess of FDIC maximum insurance (\$100,000 under current law).

§ 328-12. Responsibilities of qualified financial institutions.

A.

Financial institutions bidding on City of Franklin investments will provide the Finance Officer with quarterly financial reports regarding paid-up capital and surplus in order that a determination may be made regarding total investments in each institution.

B.

Financial institutions will prepare safekeeping receipts or certificates of deposit for each investment made and transmit the same to the City of Franklin no later than the following day as proof of purchase.

C.

Automatic transfer of principal and interest to city accounts as defined in the service agreement shall be provided.

D.

No City of Franklin deposits will be transferred out of New Hampshire and Massachusetts.

E.

Out-of-state banks and non-primary government securities dealers must conform to RSA 48:16, which requires that deposits be fully collateralized with the State Treasurer with the delivery of United States government obligations, United States government agency obligations or obligations of the State of New Hampshire in market value at least equal to or in excess of the amount of the deposit in each case.

§ 328-13. Banking and dealer relationships.

It is the goal of the city to induce competition both in the depository as well as bidding for investment funds. Lacking such competition the city will negotiate an acceptable agreement to be signed by both parties. Where competition is available it is the intent of the city to have all institutions or dealers cognizant of the city's investment policies. In order to achieve this end, all persons or firms receiving city investment funds shall certify that they have received a copy of these policies and agree to disclose potential conflicts or risks to public funds that might arise out of business transactions between the firm and the City of Franklin.

§ 328-14. Safekeeping and custody of city assets.

To protect against potential fraud and embezzlement, the assets of the City of Franklin shall be secured through third-party custody and safekeeping procedures. Bearer instruments shall be held only through third-party institutions. Authorized investment personnel shall be bonded to protect the public against possible embezzlement and malfeasance. Collateralized securities such as repurchase agreements shall be purchased using the delivery vs. payment procedure. Unless prevailing practices or economic circumstances dictate otherwise, ownership shall be protected through third-party custodial safekeeping. Safekeeping procedures shall be reviewed annually by the external auditor. The external auditor shall conduct periodic surprise audits of safekeeping and custodial systems.

§ 328-15. Performance evaluation and operations audit.

The quarterly and annual investment reports submitted to the governing body shall contain sufficient information to permit an independent organization to evaluate the performance of the investment program. Every three years, the City of Franklin shall retain an independent firm to evaluate investment performance and to conduct an operations audit. The purpose of these examinations shall be to obtain suggestions for improved future performance and to verify that authorized investment officials have acted in accordance with the investment policy and written investment procedures.

§ 328-16. Investment transactions; bidding procedure.

A.

Legal basis. The legal basis for this section is applicable provisions of the Code of the City of Franklin and the investment policies approved by the Franklin City Council.

B.

General procedures.

(1)

The Finance Officer is responsible for conducting all investment transactions for the city. In doing so, the Finance Officer must follow the below steps:

(a)

All investments which exceed 14 days in length and \$100,000 in amount must be solicited from no fewer than three institutions dealing in repurchase agreements, certificates of deposit, United States treasury bills or as required by the New Hampshire state statutes.

(b)

The Finance Officer shall provide to the City Council a written report of all such solicitations, whether they were verbal or in writing from the institutions.

(c)

As a minimum in carrying out Subsection B(1)(b), the Finance Officer shall provide the City Council with the institutions contacted, bid rate or no bid, length of investment, amount of investment and whether or not the investment is collateralized and in what manner.

(2)

The bidding procedure for all qualified financial institutions shall be as follows:

(a)

The Finance Officer will telephone all qualified institutions on the bid list telling them the maturity and amount on which bids are being solicited.

(b)

Institutions will call back bids by the time designated, normally 10:30 a.m.

(c)

The award of investment will be determined as follows:

[1]

Award will be made to the highest percentage bid, provided that the financial institution meets all other investment criteria. A tie bid will be broken with a coin toss or drawing of lots in the event that there are more than two tie bids.

[2]

Wire transfer of funds will be made to the winning bidder the same business day.

[3]

All bidders will be notified by telephone following the award. If not notified, bidders may call the Finance Officer by 1:00 p.m. of same day.

[4]

Financial institutions will prepare safekeeping receipts or certificates of deposit for each investment made and transmit the same to the City of Franklin no later than the following day as proof of purchase.

(3)

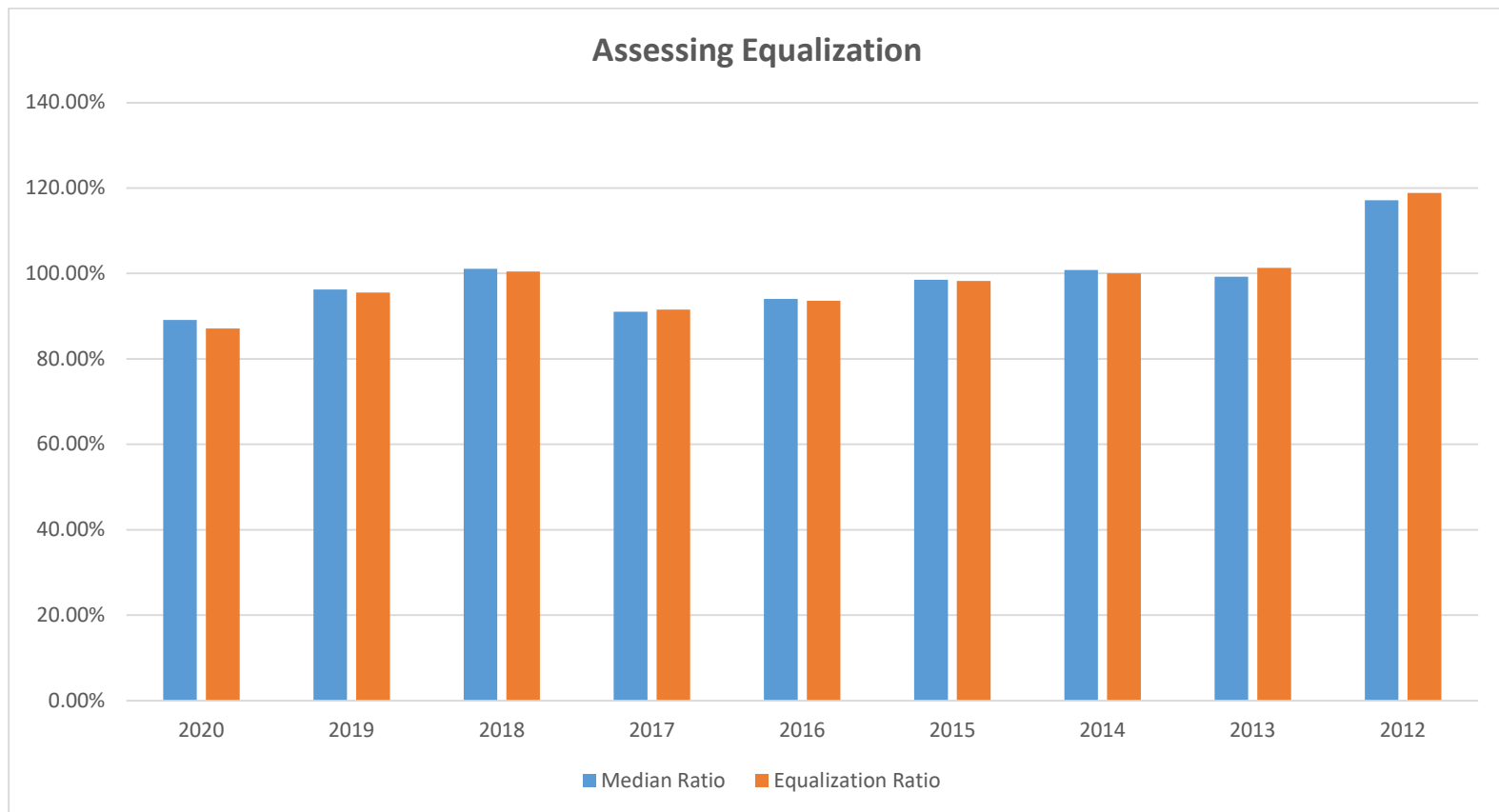
The Finance Officer is responsible for reflecting all such investments in the system, thereby causing an audit trail of all cash and investment transactions.

PROPERTY VALUATION

New Hampshire State Statute RSA 75:8a states “the assessors and/or selectmen shall reappraise all real estate within the municipality so that the assessments are at full and true value at least as often as every fifth year beginning with the first year the Commissioner of the Department of Revenue Administration reviews the municipalities assessments pursuant to RSA 21-J:3 XXVI, the assessors and/or selectmen shall value all real estate within the municipality so that the assessments are valued in accordance with RSA 75:1” which states “shall appraise all taxable property at its market value”.

The City of Franklin’s last revaluation was completed by the Assessor’s office for the tax year 2018 (FY2019).

Annually, the State of New Hampshire Department of Revenue Administration equalizes the assessments of all communities in the State of New Hampshire providing each community with performance measures (median ratio, equalized ratio) as compared to the equalized norm (100%). The following is a trend history of the City’s median ratio and equalized ratio performance measures:



CAPITAL IMPROVEMENT PLAN

The Capital Improvement Plan is prepared by the City's Capital Improvement Committee made up of (3) City Councilors, (3) School Board Members, (1) Planning Board member and (2) members of the community then adopted by the City Council. The plan identifies equipment, vehicles, building, and infrastructure needs over a 5 year period with a consolidation of beyond 5 years in column 6. Municipal departments update their CIP needs annually and school district less frequently; however, the CIP committee generally recommends a new plan to be adopted in the 5th year of the current plan. The City Council adopted the current plan on May 22, 2017. The adopted CIP plan summary is located in appendix 1 of this budget document.

MUNICIPAL FEE REVIEW PROCESS

Municipal fees are reviewed annually during the budget process and changes are codified through ordinance at the same time as the annual budget resolution passage. Fee changes become effective the first day of the fiscal budget being adopted. City fee schedule is located in Chapter 160 of the City code. The current fee schedule including changes through FY2021 budget (6/30/21) is located in appendix 2 of this budget document.

CITY MUNICIPAL DEPARTMENT GRANTS

The City aggressively seeks grants and other contributions in order to provide the residents with enhanced services and lessen the tax burden on the City taxpayer. The City has been awarded several federal and non-federal grants. The City administers these grants and must submit to additional audit procedures (OMB A-133) for any year in which federal grants expended are over \$750,000. The City has been subject to OMB A-133 audit procedures 3 out of the past 4 audit cycles and is proud to have received the highest audit opinion on these audits. The OMB A-133 audit opinion for the last annual City audit (FY2018, FY2019 was not subject to OMB A-133) follows as well as the municipal department federal grant summary for FY2020 (unaudited).

City of Franklin, New Hampshire				
Federal Grant Summary				
Fiscal Year Ended June 30,2020				
Project Code	Grant Name	Awarding Agency	Amt Awarded	Amount Expended
Federal 01-4-196; match 404	Franklin Mayor's Drug & Alcohol AbuseTask Force	D - Dept of Health & Human Services	625,000	120,119.89
403	VAWA	PT-NHDOJ (State grant#2019W098)	30,000	5,524.00
403	VAWA	PT-NHDOJ (State grant#2020W098)	30,000	15,000.00
429	MMRS- 9/1/18-8/31/19	PT-NHHHS	35,000	29,135.17
429	MMRS- 9/1/19-8/31/20	PT-NHHHS	20,000	1,264.51
436	STEP Patrols (10/1/18 - 9/30/19)	PT-NH Dept of Safety, Office of Highway Safety	4,371	953.16
436	Drive Sober or Get Pulled Over (10/1/19-9/30/20)	PT-NH Dept of Safety, Office of Highway Safety	4,160	128.42
447	USDA rural business development	D-USDA	30,000	10,800.00
440	Land & Water Conservation Fund	PT - NH Dept of Natural & Cultural Resources	200,000	90,138.04
448	Emergency Management Performace Grant	D - FEMA	16,872	16,871.50
444	New Hampton Road Water Main Project	PT-State of NH Dept of Environmental Services	3,605,230	1,411,246.69
443	2020 Asset Management Planning Grant	PT-State of NH Dept of Environmental Services	20,000	12,000.00
449	Transportation Alternative Program -Franklin Trestle Bridge Project	PT-NH dept of Transportation	512,000	-
01-1-302-40599-000	2020 Volunteer Fire Assistance Funds	PT-NHDept of Natural & Cultural Resources, Division of Forests & Lands	2,000	2,000.00
01-1-302-40599-000	EMS in the Warm Zone	PT-NH dept of Safety, Division of Homeland Security	6,000	2,325.63

City of Franklin, New Hampshire				
Federal Grant Summary				
Fiscal Year Ended June 30,2020				
Project Code	Grant Name	Awarding Agency	Amt Awarded	Amount Expended
01-2-103-40740-000	Franklin Highway Safety Grant FFY20 - E-crash equipment	PT-NH Dept of Safety, Office of Highway Safety	15,000	13,825.00
01-2-201-40760-000	Community Facilities Grant - Ambulance	D - USDA	48,600	48,600.00
01-2-201-40760-000	Community Facilities Economic Impact Initiative Grant - Ambulance	D - USDA	1,400	1,400.00
123 &124 expenses	CARES Act			107,251.73
01-2-000-35095-000	CARES Act-Provider Relief Fund	USDHHS		14,944.15
123 expenses	Major Disaster-Covid 19	NHDOS/FEMA		27,841.69
				1,931,369.58

***CITY OF FRANKLIN, NEW HAMPSHIRE
FISCAL YEAR 2022 DEFAULT BUDGET***



SECTION 3 - UNDERSTANDING THE BUDGET DOCUMENT

A GUIDE TO THE BUDGET DOCUMENT

The City of Franklin is a municipal corporation governed by a City Council, including a mayor and nine councilors, and an appointed City Manager. The City's financial operations are budgeted and accounted for in a number of funds. Each fund is a separate accounting entity with self-balancing accounts.

The budget process is key to the development of the City of Franklin's strategic fiscal plan. The budget is the single most important document the City has for establishing policies, guidelines, and control over the direction of change and for determining the future.

This budget serves six vital functions:

1. It is a *policy document*, which establishes the City's priorities for expending funds for services to be provided for the coming fiscal year.
2. It is a *financial plan* for the City for the coming fiscal year.
3. It is an *operations guide*, which establishes the activities, services and functions to be carried out by the City's departments.
4. It is an important means of *communication*, which conveys to Franklin residents, local businesses, as well as other parties (such as bond rating agencies and the news media) how the City is being managed.
5. It is a *historical document*, which reflects the past level of services provided by the City.
6. It is a *legal document*, which establishes the legal guidelines for spending each year.

BUDGETARY FUND STRUCTURE

The City's budgetary fund structure (appropriated funds) which are included in this document are: the General Fund; Capital Fund; Grant, Parks & Recreation, Outside Police Detail, Library, Food Service (Special Revenue Funds); and the Water and Sewer funds (Enterprise Funds). The fund structure in the audited financial statements include all Governmental Funds (General, Special Revenue, Capital Projects and Permanent funds), Enterprise Funds (Water and Sewer) and Fiduciary Funds (Private Purpose Trusts and Agency Funds).

The following chart shows the City's audited fund structure and highlights the appropriated funds in this document.

Fund structure

City of Franklin					
Fund Structure					
6/30/2021					
	AccuFund				
	Fund #		Fund Name		Fund Type
Governmental:	01		General		General
	04		Capital Projects		Capital
	14		Grant Funds		Special Revenue
	24		parks & Recreation		Special Revenue
	25		Outside Detail		Special Revenue
	31		Library		Special Revenue
	32		Conservation		Special Revenue
	33		Drug Forfeiture		Special Revenue
	34		DARE		Special Revenue
	35		Heritage		Special Revenue
	36		Expendable Trusts		Special Revenue
			School Food Service		Component Unit - SRF
	51		Odell Park		Permanent
	52		Library Buswell		Permanent
	53		Other Library		Permanent
	55		Other General		Permanent
	70		Capital Reserve		General
	96		School Capital Reserve		General
	97		School Expendable Trusts		Special Revenue
Proprietary:	21		Water		Enterprise
	22		Sewer		Enterprise
Fiduciary:	91		Engineering Escrow		Agency
	92		Charity		Private Purpose trust
	98		School Scholarship		Private Purpose trust
			Student Activities Fund		Component Unit Agency
General Wide Conversion	2		General Conversion		

FUND DESCRIPTIONS:

GENERAL FUND

The General Fund is a Governmental Fund. It is established to account for all resources obtained and used for those services commonly provided by cities which are not accounted for in any other fund. These services include among other items: General Government, Public Safety, Education, Public Works, Health and Human Services, and Culture and Recreation. The primary sources of revenue of the General Fund are: property taxes, unrestricted state revenue sharing grants, certain restricted grants and fees for services rendered.

CAPITAL

The capital funds tracks & accounts for non-lapsing capital outlay/infrastructure projects across all fund types supported/funded by long term debt.

GRANT

The grant fund accounts for grants that pass through the City and assist other agencies. The metropolitan medical response team and community development block grants are budgeted in the grant fund.

PARKS & RECREATION

Revolving fund as allowed under New Hampshire State Statute to account for donations and fees associated with specific programs for the parks and recreation department above and beyond taxpayer supported programs.

OUTSIDE POLICE DETAIL

Revolving fund as allowed under New Hampshire State Statute for the presence of a uniformed police officer for traffic and other control at construction, repair sites of private businesses. This fund is self- sustaining and collected administrative fees are used to support police initiatives.

LIBRARY

Per State Statute is governed by Library Board of Trustees. The General Fund taxpayer funds the payroll, benefits and \$51,500 of the operating budget for the library.

FOOD SERVICE

Accounts for the federal, local & individual revenue & expenditures associated with the school district lunch program.

WATER FUND

The Water Fund is an Enterprise Fund. It accounts for the operation of a water treatment plant, City wells and water system. The activity of the fund is self-supporting based on user charges.

SEWER FUND

The Sewer Fund is an Enterprise Fund. It accounts for the operation of the sewer infrastructure, pumping stations and sewer lines as well as the City's contribution to the 10 community, State run sewer treatment plant (Winnepesaukee River Basin Program). The activity of the fund is self-supporting based on user charges.

BASIS OF ACCOUNTING – BUDGETARY BASIS OF ACCOUNTING

When considering any report of financial activity, the question of which basis of accounting to use must be addressed. Basis of accounting refers to when revenues, expenditures, expenses, transfers and related assets and liabilities are recognized in the accounts and reported in the financial statement.

GASB (Government Accounting Standards Board) states that methods of local government budgetary practices are outside the scope of financial reporting standards and therefore, do not prescribe a basis of accounting for use in budgetary reporting. The City of Franklin, in most cases, uses the same basis of accounting when preparing both the financial statements and annual budgets.

For Governmental Funds, the City of Franklin prepares its budgets using a modified accrual basis, which means the accrual basis with modifications; it emphasizes on sources and uses of current financial resources. Governmental Funds generally account only for current expendable available resources, so only those transactions classified as "current" (that is, affecting the current flow of revenues and expenditures) are recorded.

For Enterprise Funds, the City of Franklin prepares its budgets using the accrual basis, which results in an accounting measure that records the substances of transactions or events, not merely cash inflows or outflows. It recognizes non-cash transactions at the time they occur, taking into account not only accruals, but also deferrals, allocations and amortizations.

The audited financial statements displays the status of the City's finances on the basis of "generally accepted accounting principles" (GAAP). The City, in most cases conforms to GAAP, in references to the fund based financial statements, when preparing its budget. Exceptions are as follow:

1. In the General Fund, a full accrual of the amount anticipated to be billed is recorded rather than adjusted for the 60-day rule, receipt of prior fiscal year tax payments and adjustments for abatements.
2. Compensated absences are accrued as earned by employees using GAAP and recorded as expenditures as used in the budget.
3. Use of unassigned fund balance, committed fund balance and unrestricted net position are recorded as revenue in the budget with the exception of the Combined Statement of Revenues and Expenditures and Changes in Unassigned Fund Balance and Unrestricted Net Position.
4. Transfers in and out are recorded as revenue and expenditures in the budget.

City of Franklin, New Hampshire

FY2022 BUDGET SCHEDULE

February 3, 2021	Preliminary payroll projections to all departments
February 26	Budget packets & worksheets to all departments
March 12	Budget worksheets and verified payroll projections due to Finance Director
March 19	Outside agency request forms due
March 26	First draft of Department proposed budget worksheet due to City Manager
May 3	City Manager's budget to City Council
May 5	City Council Budget Workshop – School District Presentation
May 10	City Council Budget Workshop – Municipal Departments Part 1
May 17	City Council Budget Workshop – Municipal Departments Part 2
May 24	City Council Budget Workshop – Municipal Departments Part 3
June 7	City Council Meeting
June 24	City Council Budget Workshop
July 12	City Council Meeting
July 27, 2021	Default Budget took affect

***CITY OF FRANKLIN, NEW HAMPSHIRE
FISCAL YEAR 2022 DEFAULT BUDGET***



SECTION 4 - PAYROLL PROJECTIONS, POSITION LIST, PAY PLAN

City of Franklin, New Hampshire
Municipal Departments
Total Position Comparison By Fiscal Year

Department	Fiscal Year								
	FY14	FY15	FY16	FY17	FY18	FY19	FY20	FY21	FY22
Funded Positions:									
Assessing	1	1	1	1	1	1	1	1	1
City Clerk/Tax Collector	3	3	3	3	3	3	3	3	3
City Manager	2	2	2	2	2	2	2	2	2
Finance	3	3	3	3	3	3	3	3	3
Fire	17	17	17	17	17	19	19	19	19
Library	3	3	3	3	3	3	3	3	3
Municipal Services	24	24	24	24	24	26	26	25	25
Planning & Zoning	2	2	2	2	2	2	2	2	2
Police	28	28	28	28.5	28.5	28.5	28.5	28.5	28.5
Recreation	4	4	4	4	3	3	3	3	4
Welfare	1	1	1	1	1	1	1	1	1
Total Funded Positions	88	88	88	88.5	87.5	91.5	91.5	90.5	91.5
Grant/Donation Funded Positions:									
Police K-9		1	1	1	1	2	2	2	2
Drug Task Force Coordinator	1	1	1	1	1	1	1	1	1
Unfunded Positions	3	3	3	2.5	2.5	2.5	2.5	2.5	2.5
Total Positions	92	93	93	93	92	97	97	96	97

Add (1) position in MSD sewer (not supported by tax revenue), (3) positions unfunded City Clerk/Tax Collector, MSD general fund & Police

Add (1) dog unpaid; (3) positions unfunded City Clerk/Tax Collector, MSD general fund, & Police

(3) positions unfunded City Clerk/Tax Collector, MSD general fund, & Police

(2.5) positions unfunded City Clerk/Tax Collector, MSD general fund, & Police

Add (2) part time custodians to eliminate outside cleaning contract; add (2) firefighter/paramedics for Andover contract (offset by Andover revenue & billables); add new K-9 Falco in anticipation of K-9 Max's retirement; 2.5 positions unfunded City Clerk/Tax Collector, MSD general fund & Police

Removed K-9 Max (happy retirement!); added K-9 Miller (comfort dog); 2.5 positions unfunded City Clerk/Tax Collector, MSD general fund & Police

(2.5) positions unfunded City Clerk/Tax Collector, MSD general fund, & Police; eliminated (1) Refuse Packer

(2.5) positions unfunded City Clerk/Tax Collector, MSD general fund, & Police: add (1) Rec Event Supervisor regular scheduled vs several seasonal

City of Franklin, New Hampshire					
Position Listing					
FY2022					
	POSITION				
DEPARTMENT	FULL TIME	PART TIME	TOTAL	FILLED	OPEN
<u>ASSESSING</u>	TECHNICIAN		1	1	0
	TOTAL ASSESSING		1	1	0
<u>CITY CLERK</u>	CITY CLERK/TAX COLLECTOR		1	1	0
	DEPUTY CITY CLERK/TAX COLLECTOR		1	1	0
<i>FY22 (1) Position Unfunded</i>	ACCOUNT CLERK		2	0	2
	TOTAL CITY CLERK		4	2	2
<u>CITY MANAGER</u>	MANAGER		1	1	0
	EXECUTIVE SECRETARY		1	1	0
	TOTAL CITY MANAGER		2	2	0
<u>FINANCE</u>	DIRECTOR		1	1	0
	ACCOUNTANT		1	1	0
	FINANCE ASSISTANT		1	1	0
	TOTAL FINANCE		3	3	0
<u>FIRE</u>	FIRE CHIEF		1	1	0
	DEPUTY FIRE CHIEF		1	1	0
	ACCOUNT CLERK		1	0	1
	FIREFIGHTER		0	0	0
	MASTER FIREFIGHTER		2	2	0
	FIREFIGHTER-PARAMEDIC		2	2	0
	FIREFIGHTER -AEMT		6	6	0
	CAPTAIN		3	3	0
	INSPECTOR		1	1	0
	CAPTAIN-PARAMEDIC		1	1	0
	INSPECTION CAPTAIN		1	1	0
	TOTAL FIRE		19	18	1
<u>LIBRARY</u>	DIRECTOR		1	1	0
	CHILDREN'S LIBRARIAN		1	1	0
	LIBRARY ASSISTANT		1	0	1
	TOTAL LIBRARY		3	2	1
<u>MUNICIPAL SERVICES</u>	DIRECTOR		1	1	0
	DEPUTY DIRECTOR		1	1	
	ACCOUNT CLERK		1	1	0
	WATER/SEWER WORKING FOREMAN		1	1	0
	WATER TREATMENT WORKING FOREMAN		1	1	0
	WORKING FOREMAN		4	4	0
<i>FY22 (1) Unfunded position</i>	LIGHT EQUIPMENT OPERATOR		4	2	2
	REFUSE PACKER OPERATOR		2	2	0
	MECHANIC		1	1	0
	HEAVY EQUIPMENT OPERATOR I		2	2	0
	HEAVY EQUIPMENT OPERATOR II		3	2	1
	BUILDINGS & GROUNDS CUSTODIAN		3	3	0

City of Franklin, New Hampshire					
Position Listing					
FY2022					
	POSITION				
DEPARTMENT	FULL TIME	PART TIME	TOTAL	FILLED	OPEN
		BUILDINGS & GROUNDS CUSTODIAN	2	2	0
	TOTAL MUNICIPAL SERVICES		26	23	3
PLANNING & ZONING	DIRECTOR/SPECIAL PROJECTS COORDINATOR		1	0	1
		ADMINISTRATIVE SECRETARY	1	1	0
	TOTAL PLANNING & ZONING		2	1	1
POLICE	CHIEF		1	1	0
	LIEUTENANT		2	2	0
	ACCOUNT CLERK		1	1	0
<i>FY22 (1) Partially Funded</i>		SECRETARY	1	1	0
	PROSECUTOR		1	1	0
	PROSECUTORS SECRETARY		1	1	0
<i>FY22 Regrade proposed from grade 2015 to 2017</i>	SERGEANT		5	5	0
	COMMUNICATIONS SUPERVISOR		1	1	0
	COMMUNICATIONS SPECIALIST		4	4	0
	PATROL OFFICER/DETECTIVE		11	9	2
		PATROL OFFICER/DETECTIVE	1	1	0
	K9 PATROL DOG-FALCO		1	1	0
	K9 COMFORT DOG MILLER		1	1	0
	TOTAL POLICE		31	29	2
RECREATION	DIRECTOR		1	1	0
	EVENT SUPERVISOR		1	1	0
<i>FY22 Proposed 1 new postion</i>		EVENT SUPERVISOR	2	1	1
	TOTAL RECREATION		4	3	1
WELFARE		ADMINISTRATOR	1	1	0
	TOTAL WELFARE		1	1	0
DRUG FREE COMMUNITIES		PROJECT COORDINATOR	1	1	0
	TOTAL DRUG FREE COMMUNITIES		1	1	0
	GRAND TOTAL CITY OF FRANKLIN		97	86	11
Assertions:					
Regularly scheduled positions are included					
Elected, call, seasonal, temp employees are not included					

City of Franklin, New Hampshire
Payroll Projection Summary
FY2022 Budget

Dept	Acct Number	40110 Wages	40120 Call/Seasonal	40121 Summer Program	40123 Special Programs	40130 Stipend	40140 OT	Total Salaries	40220 Social Sec	40225 Medicare	40230 NHRS	40260 Worker's Comp	40250 Unemployment	40210 Health&Dental	40215 Life	Total Benefits	Total Salary & Benefits
Mayor & Council	01-1-301					4,700		4,700	291	68		13				372	5,072
City Manager Office	01-1-302	154,917					5,000	159,917	9,915	2,319	22,484	431	62	58,841	1,400	95,453	255,370
City Clerk/Tax Collector Office	01-1-401	83,307						83,307	5,165	1,208	11,713	227	60	64,880	658	83,911	167,218
Elections	01-1-403					5,025		5,025	-	-		14				14	5,039
Finance Office	01-1-501	163,620				1,500	3,600	168,720	10,461	2,446	23,687	457	77	69,875	1,261	108,264	276,983
Assessing Office	01-1-503	52,788						52,788	3,273	765	6,253	121	31	-	350	10,793	63,581
Planning & Zoning Office	01-1-911	115,624						115,624	7,169	1,677	11,486	5,394	62	45,603	624	72,014	187,638
Police Department																	
Admin	01-2-101	355,916						355,916	4,586	5,161	96,561	7,925	155	34,774	2,370	151,532	507,448
Prosecution	01-2-102	311,012					20,000	331,012	8,734	4,800	85,126	6,075	155	99,204	2,310	206,402	537,414
Patrol	01-2-103	828,118					168,448	996,566	-	14,450	326,087	26,887	434	337,804	6,120	711,782	1,708,348
COPS Patrol	project 400	-						-	-	-	-	-	-	-	-	-	-
Dispatch	01-2-105	249,645					35,000	284,645	17,648	4,078	38,611	723	155	92,124	1,878	155,217	439,863
Fire Department																	
Admin	01-2-201	214,242						214,242	2,214	3,107	63,919	18,265	93	84,411	1,646	173,654	387,896
Suppression	01-2-202	725,760	8,000				175,000	908,760	496	13,177	293,996	85,566	434	309,621	5,592	708,882	1,617,642
Code Enforcement	01-2-203	112,104					1,000	113,104	-	1,640	37,313	7,319	62	46,062	882	93,278	206,381
EMS	01-2-207		2,000				41,700	43,700	2,709	634	-	3,033				6,376	50,076
Emergency Mgmt	01-2-208					2,000		2,000		29	660	-	-	-	-	689	2,689
Municipal Services Department																	
Admin	01-3-121	71,787						71,787	4,451	1,041	9,525	1,256	43	31,043	533	47,893	119,680
MSD Roadway	01-3-122	208,404					63,347	271,751	16,849	3,940	38,208	14,109	155	122,771	1,648	197,680	469,432
Mechanical Garage	01-3-127	87,677					35,549	123,226	7,640	1,787	17,326	5,537	56	41,456	687	74,487	197,714
Bldgs & Grounds	01-3-128	200,099					10,751	210,850	13,073	3,057	22,397	8,582	186	134,643	1,185	183,123	393,973
Curbside	01-3-232	-					-	-	-	-	-	-	-	-	-	-	-
Transfer Station	01-3-238	132,314					9,600	141,914	8,799	2,058	19,953	6,104	93	76,709	1,043	114,758	256,672
Welfare Office	01-4-411	42,046						42,046	2,607	610	-	115	31	12,331	-	15,693	57,740
Drug Free Communities	01-4-196	55,166						55,166	3,420	800	7,756	150	31	13,001	429	25,589	80,755
Recreation Department	01-5-211	72,833		135,011	79,140			286,984	17,793	4,161	14,501	11,919	124	70,724	805	120,027	407,012
Library	31-5-521	124,423	2,833					127,256	7,890	1,845	14,788	294	93	25,581	820	51,311	178,567
								-									
Water	21-0-331	311,182					30,000	341,182	21,153	4,947	47,330	6,822	207	183,997	2,413	266,869	608,051
								-									
Sewer	22-0-321	166,220					11,000	177,220	10,988	2,570	24,704	3,552	114	112,219	1,297	155,444	332,664
								-									
Grand Total		4,839,206	12,833	135,011	79,140	13,225	609,996	5,689,411	187,323	82,374	1,234,383	220,891	2,914	2,067,672	35,951	3,831,507	9,520,918



FY 2022 -Default Budget Wage and Classification Effective 7/27/21

Seasonal, Part-Time and Call Positions

Grade / Step	Classification	Range	
100	Library Page	\$7.25	\$7.94
200	Summer Councilors	\$7.25	\$9.03
300	Lifeguard/Swim Instructor	\$7.47	\$10.17

Grade / Step	Classification	Rate
400-F	Non Certified FF-EMT **, **	\$7.25
410-F	Certified Firefighter	\$15.82
420-F	Certified EMT	\$15.82
430-F	Fire Lieutenant	\$17.11
440-F	Fire Captain	\$17.75

General Administration and Non-Union Classifications													
Series 1000													
Grade	Classification	1	2	3	4	5	6	7	8	9	10	11	12
1001	Buildings & Grounds Custodian, Recreation Event Supervisor	\$12.91	\$13.23	\$13.56	\$13.90	\$14.25	\$14.60	\$14.97	\$15.34	\$15.72	\$16.12	\$16.52	\$16.93
1002	Library Assistant	\$14.05	\$14.40	\$14.76	\$15.13	\$15.51	\$15.90	\$16.30	\$16.70	\$17.12	\$17.56	\$18.00	\$18.45
1003	Secretary	\$14.83	\$15.21	\$15.59	\$15.98	\$16.37	\$16.78	\$17.20	\$17.63	\$18.07	\$18.53	\$18.99	\$19.46
1004	Children's Librarian, Account Clerk	\$15.30	\$15.68	\$16.08	\$16.48	\$16.89	\$17.31	\$17.75	\$18.19	\$18.64	\$19.11	\$19.59	\$20.08
1005	Deputy Tax Collector and City Clerk	\$15.97	\$16.37	\$16.78	\$17.20	\$17.63	\$18.07	\$18.52	\$18.98	\$19.46	\$19.94	\$20.44	\$20.95
1006	Bookkeeper, Administrative Secretary	\$16.72	\$17.13	\$17.56	\$18.00	\$18.45	\$18.91	\$19.39	\$19.87	\$20.37	\$20.88	\$21.40	\$21.94
1007	Assessing Technician	\$17.23	\$17.66	\$18.10	\$18.56	\$19.02	\$19.50	\$19.98	\$20.48	\$20.99	\$21.52	\$22.06	\$22.61
1008	Firefighter, Finance Assistant, Executive Secretary	\$17.71	\$18.15	\$18.61	\$19.07	\$19.55	\$20.04	\$20.54	\$21.05	\$21.58	\$22.12	\$22.67	\$23.24
1009	Master Firefighter	\$18.68	\$19.15	\$19.63	\$20.12	\$20.62	\$21.14	\$21.66	\$22.21	\$22.76	\$23.33	\$23.91	\$24.51
1010	Communications Supervisor	\$19.24	\$19.72	\$20.22	\$20.72	\$21.24	\$21.77	\$22.31	\$22.87	\$23.44	\$24.03	\$24.63	\$25.25
1011	MSD Working Foreman, Firefighter - Paramedic	\$19.51	\$20.00	\$20.50	\$21.01	\$21.54	\$22.07	\$22.63	\$23.19	\$23.77	\$24.37	\$24.98	\$25.61
1012	Welfare Administrator, Project Coordinator, Accountant, Master Firefighter-Paramedic	\$20.66	\$21.17	\$21.70	\$22.24	\$22.80	\$23.37	\$23.95	\$24.55	\$25.17	\$25.80	\$26.44	\$27.10
1013	Inspector	\$21.31	\$21.84	\$22.39	\$22.95	\$23.52	\$24.11	\$24.71	\$25.33	\$25.97	\$26.61	\$27.28	\$27.96
1014	Fire Captain	\$21.73	\$22.28	\$22.83	\$23.40	\$23.99	\$24.59	\$25.20	\$25.83	\$26.49	\$27.15	\$27.83	\$28.52
1015	Fire Captain - Paramedic	\$23.43	\$24.02	\$24.62	\$25.23	\$25.87	\$26.51	\$27.17	\$27.85	\$28.55	\$29.26	\$30.00	\$30.74
1016	Inspection Captain	\$23.73	\$24.32	\$24.93	\$25.56	\$26.19	\$26.85	\$27.52	\$28.21	\$28.91	\$29.64	\$30.38	\$31.14
1017	Library Director, City Clerk-Tax Collector, Police Sergeant	\$25.19	\$25.82	\$26.47	\$27.13	\$27.81	\$28.50	\$29.22	\$29.95	\$30.69	\$31.46	\$32.25	\$33.05
1018	Municipal Services Deputy Director, Parks and Recreation Director	\$26.65	\$27.32	\$28.00	\$28.70	\$29.42	\$30.16	\$30.91	\$31.68	\$32.47	\$33.29	\$34.12	\$34.97
1019	Prosecutor	\$27.66	\$28.35	\$29.06	\$29.79	\$30.53	\$31.29	\$32.08	\$32.88	\$33.70	\$34.54	\$35.41	\$36.29
1020	Deputy Fire Chief, Police Lieutenant	\$31.26	\$32.04	\$32.84	\$33.66	\$34.50	\$35.37	\$36.25	\$37.16	\$38.08	\$39.04	\$40.01	\$41.01
1021	Finance Director, Fire Chief, MSD Director, Planning&Zoning Director/Special Projects Coordinator, Police Chief	\$39.42	\$40.41	\$41.42	\$42.45	\$43.51	\$44.60	\$45.72	\$46.86	\$48.03	\$49.23	\$50.46	\$51.72



FY 2022 -Default Budget Wage and Classification Effective 7/27/21

Seasonal, Part-Time and Call Positions

General Administration and Non-Union Classifications Series 2000 - 10 Years Longevity (\$500)													
Grade	Classification	1	2	3	4	5	6	7	8	9	10	11	12
2001	Buildings & Grounds Custodian, Recreation Event Supervisor	\$13.15	\$13.47	\$13.80	\$14.14	\$14.49	\$14.84	\$15.21	\$15.58	\$15.96	\$16.36	\$16.76	\$17.17
2002	Library Assistant	\$14.29	\$14.64	\$15.00	\$15.37	\$15.75	\$16.14	\$16.54	\$16.94	\$17.36	\$17.80	\$18.24	\$18.69
2003	Secretary	\$15.08	\$15.45	\$15.83	\$16.22	\$16.62	\$17.02	\$17.44	\$17.87	\$18.31	\$18.77	\$19.23	\$19.70
2004	Children's Librarian, Account Clerk	\$15.54	\$15.93	\$16.32	\$16.72	\$17.13	\$17.55	\$17.99	\$18.43	\$18.88	\$19.35	\$19.83	\$20.32
2005	Deputy Tax Collector and City Clerk	\$16.21	\$16.61	\$17.02	\$17.44	\$17.87	\$18.31	\$18.76	\$19.22	\$19.70	\$20.18	\$20.68	\$21.19
2006	Bookkeeper, Administrative Secretary	\$16.96	\$17.38	\$17.80	\$18.24	\$18.69	\$19.15	\$19.63	\$20.11	\$20.61	\$21.12	\$21.64	\$22.18
2007	Assessing Technician	\$17.47	\$17.90	\$18.34	\$18.80	\$19.26	\$19.74	\$20.22	\$20.72	\$21.23	\$21.76	\$22.30	\$22.85
2008	Firefighter, Finance Assistant, Executive Secretary	\$17.95	\$18.39	\$18.85	\$19.31	\$19.79	\$20.28	\$20.78	\$21.29	\$21.82	\$22.36	\$22.91	\$23.48
2009	Master Firefighter	\$18.92	\$19.39	\$19.87	\$20.36	\$20.86	\$21.38	\$21.90	\$22.45	\$23.00	\$23.57	\$24.15	\$24.75
2010	Communications Supervisor	\$19.48	\$19.96	\$20.46	\$20.96	\$21.48	\$22.01	\$22.55	\$23.11	\$23.68	\$24.27	\$24.87	\$25.49
2011	MSD Working Foreman, Firefighter - Paramedic	\$19.75	\$20.24	\$20.74	\$21.25	\$21.78	\$22.31	\$22.87	\$23.43	\$24.01	\$24.61	\$25.22	\$25.85
2012	Welfare Administrator, Project Coordinator, Accountant, Master Firefighter-Paramedic	\$20.90	\$21.41	\$21.94	\$22.48	\$23.04	\$23.61	\$24.20	\$24.79	\$25.41	\$26.04	\$26.68	\$27.34
2013	Inspector	\$21.55	\$22.08	\$22.63	\$23.19	\$23.76	\$24.35	\$24.95	\$25.57	\$26.21	\$26.85	\$27.52	\$28.20
2014	Fire Captain	\$21.97	\$22.52	\$23.07	\$23.64	\$24.23	\$24.83	\$25.44	\$26.07	\$26.73	\$27.39	\$28.07	\$28.77
2015	Fire Captain - Paramedic	\$23.67	\$24.26	\$24.86	\$25.47	\$26.11	\$26.75	\$27.41	\$28.09	\$28.79	\$29.50	\$30.24	\$30.98
2016	Inspection Captain	\$23.97	\$24.56	\$25.17	\$25.80	\$26.43	\$27.09	\$27.76	\$28.45	\$29.15	\$29.88	\$30.62	\$31.38
2017	Library Director, City Clerk-Tax Collector, Police Sergeant	\$25.43	\$26.06	\$26.71	\$27.37	\$28.05	\$28.74	\$29.46	\$30.19	\$30.94	\$31.70	\$32.49	\$33.30
2018	Municipal Services Deputy Director, Parks and Recreation Director	\$26.89	\$27.56	\$28.24	\$28.94	\$29.66	\$30.40	\$31.15	\$31.92	\$32.71	\$33.53	\$34.36	\$35.21
2019	Prosecutor	\$27.90	\$28.59	\$29.30	\$30.03	\$30.77	\$31.53	\$32.32	\$33.12	\$33.94	\$34.78	\$35.65	\$36.53
2020	Deputy Fire Chief, Police Lieutenant	\$31.50	\$32.28	\$33.08	\$33.90	\$34.74	\$35.61	\$36.49	\$37.40	\$38.32	\$39.28	\$40.25	\$41.25
2021	Finance Director, Fire Chief, MSD Director, Planning&Zoning Director/Special Projects Coordinator, Police Chief	\$39.66	\$40.65	\$41.66	\$42.69	\$43.75	\$44.84	\$45.96	\$47.10	\$48.27	\$49.47	\$50.70	\$51.97



FY 2022 -Default Budget Wage and Classification Effective 7/27/21

Seasonal, Part-Time and Call Positions

General Administration and Non-Union Classifications Series 3000 - 20 Years Longevity Scale (\$1000)													
Grade	Classification	1	2	3	4	5	6	7	8	9	10	11	12
3001	Buildings & Grounds Custodian, Recreation Event Supervisor	\$13.39	\$13.71	\$14.04	\$14.38	\$14.73	\$15.08	\$15.45	\$15.82	\$16.21	\$16.60	\$17.00	\$17.41
3002	Library Assistant	\$14.53	\$14.88	\$15.24	\$15.61	\$15.99	\$16.38	\$16.78	\$17.18	\$17.60	\$18.04	\$18.48	\$18.93
3003	Secretary	\$15.32	\$15.69	\$16.07	\$16.46	\$16.86	\$17.26	\$17.68	\$18.11	\$18.56	\$19.01	\$19.47	\$19.95
3004	Children's Librarian, Account Clerk	\$15.78	\$16.17	\$16.56	\$16.96	\$17.37	\$17.79	\$18.23	\$18.67	\$19.13	\$19.59	\$20.07	\$20.56
3005	Deputy Tax Collector and City Clerk	\$16.45	\$16.85	\$17.26	\$17.68	\$18.11	\$18.55	\$19.00	\$19.46	\$19.94	\$20.42	\$20.92	\$21.43
3006	Bookkeeper, Administrative Secretary	\$17.20	\$17.62	\$18.04	\$18.48	\$18.93	\$19.39	\$19.87	\$20.35	\$20.85	\$21.36	\$21.88	\$22.42
3007	Assessing Technician	\$17.71	\$18.14	\$18.58	\$19.04	\$19.50	\$19.98	\$20.46	\$20.96	\$21.48	\$22.00	\$22.54	\$23.09
3008	Firefighter, Finance Assistant, Executive Secretary	\$18.19	\$18.63	\$19.09	\$19.55	\$20.03	\$20.52	\$21.02	\$21.53	\$22.06	\$22.60	\$23.15	\$23.72
3009	Master Firefighter	\$19.16	\$19.63	\$20.11	\$20.60	\$21.10	\$21.62	\$22.14	\$22.69	\$23.24	\$23.81	\$24.39	\$24.99
3010	Communications Supervisor	\$19.72	\$20.20	\$20.70	\$21.20	\$21.72	\$22.25	\$22.80	\$23.35	\$23.92	\$24.51	\$25.11	\$25.73
3011	MSD Working Foreman, Firefighter - Paramedic	\$19.99	\$20.48	\$20.98	\$21.49	\$22.02	\$22.56	\$23.11	\$23.67	\$24.25	\$24.85	\$25.46	\$26.09
3012	Welfare Administrator, Project Coordinator, Accountant, Master Firefighter-Paramedic	\$21.14	\$21.65	\$22.18	\$22.73	\$23.28	\$23.85	\$24.44	\$25.03	\$25.65	\$26.28	\$26.92	\$27.58
3013	Inspector	\$21.79	\$22.32	\$22.87	\$23.43	\$24.00	\$24.59	\$25.19	\$25.81	\$26.45	\$27.10	\$27.76	\$28.44
3014	Fire Captain	\$22.21	\$22.76	\$23.31	\$23.88	\$24.47	\$25.07	\$25.68	\$26.31	\$26.97	\$27.63	\$28.31	\$29.01
3015	Fire Captain - Paramedic	\$23.91	\$24.50	\$25.10	\$25.72	\$26.35	\$26.99	\$27.66	\$28.33	\$29.03	\$29.74	\$30.48	\$31.22
3016	Inspection Captain	\$24.21	\$24.80	\$25.41	\$26.04	\$26.68	\$27.33	\$28.00	\$28.69	\$29.39	\$30.12	\$30.86	\$31.62
3017	Library Director, City Clerk-Tax Collector, Police Sergeant	\$25.67	\$26.30	\$26.95	\$27.61	\$28.29	\$28.98	\$29.70	\$30.43	\$31.18	\$31.94	\$32.73	\$33.54
3018	Municipal Services Deputy Director, Parks and Recreation Director	\$27.13	\$27.80	\$28.48	\$29.18	\$29.90	\$30.64	\$31.39	\$32.16	\$32.96	\$33.77	\$34.60	\$35.45
3019	Prosecutor	\$28.14	\$28.83	\$29.54	\$30.27	\$31.01	\$31.77	\$32.56	\$33.36	\$34.18	\$35.02	\$35.89	\$36.77
3020	Deputy Fire Chief, Police Lieutenant	\$31.74	\$32.52	\$33.32	\$34.14	\$34.98	\$35.85	\$36.73	\$37.64	\$38.57	\$39.52	\$40.49	\$41.49
3021	Finance Director, Fire Chief, MSD Director, Planning&Zoning Director/Special Projects Coordinator, Police Chief	\$39.90	\$40.89	\$41.90	\$42.93	\$44.00	\$45.08	\$46.20	\$47.34	\$48.51	\$49.71	\$50.94	\$52.21

Police Department - NEPBA Local #214 Union Contract (July 1, 2020 - June 30, 2023) effective 7/26/2020

Table A

Grade / Step	Classification	1	2	3	4	5	6	7	8	9	10	11	12
4001	Secretary	\$14.82	\$15.19	\$15.57	\$15.96	\$16.36	\$16.77	\$17.19	\$17.62	\$18.06	\$18.51	\$18.97	\$19.45
4002	Communications Specialist	\$17.30	\$17.73	\$18.17	\$18.63	\$19.09	\$19.57	\$20.06	\$20.56	\$21.07	\$21.60	\$22.14	\$22.69
4003	Patrol Officer, Detective	\$22.65	\$23.22	\$23.80	\$24.39	\$25.00	\$25.63	\$26.27	\$26.92	\$27.60	\$28.29	\$28.99	\$29.72

Table B - Longevity Wages Ten Years (\$500)

Grade / Step	Classification	1	2	3	4	5	6	7	8	9	10	11	12
5001	Secretary	\$15.06	\$15.43	\$15.81	\$16.20	\$16.60	\$17.01	\$17.43	\$17.86	\$18.30	\$18.75	\$19.21	\$19.69
5002	Communications Specialist	\$17.54	\$17.97	\$18.41	\$18.87	\$19.33	\$19.81	\$20.30	\$20.80	\$21.31	\$21.84	\$22.38	\$22.93
5003	Patrol Officer, Detective	\$22.89	\$23.46	\$24.04	\$24.63	\$25.24	\$25.87	\$26.51	\$27.16	\$27.84	\$28.53	\$29.23	\$29.96

Table C - Longevity Wages 20 Years (\$1000)

Grade / Step	Classification	1	2	3	4	5	6	7	8	9	10	11	12
6001	Secretary	\$15.30	\$15.67	\$16.05	\$16.44	\$16.84	\$17.25	\$17.67	\$18.10	\$18.54	\$18.99	\$19.45	\$19.93
6002	Communications Specialist	\$17.78	\$18.21	\$18.65	\$19.11	\$19.57	\$20.05	\$20.54	\$21.04	\$21.55	\$22.08	\$22.62	\$23.18
6003	Patrol Officer, Detective	\$23.13	\$23.70	\$24.28	\$24.87	\$25.48	\$26.11	\$26.75	\$27.40	\$28.08	\$28.77	\$29.47	\$30.20

Municipal Services Department - SEA Local#49 Union Contract (budgeted but not effective until passage of contract)

Series 7000

Grade / Step	Classification	1	2	3	4	5	6	7	8	9	10	11	12
7001	Semi-Skilled Laborer, Refuse Laborer	\$12.38	\$12.69	\$13.00	\$13.33	\$13.66	\$14.00	\$14.35	\$14.71	\$15.08	\$15.46	\$15.84	\$16.24
7002	Light Equipment Operator, Transfer Station Operator	\$13.91	\$14.26	\$14.62	\$14.98	\$15.36	\$15.74	\$16.13	\$16.54	\$16.95	\$17.37	\$17.81	\$18.25
7003	Refuse Packer Operator, Heavy Equipment Operator I	\$15.75	\$16.14	\$16.55	\$16.96	\$17.38	\$17.82	\$18.26	\$18.72	\$19.19	\$19.67	\$20.16	\$20.66
7004	Mechanic, Heavy Equipment Operator II	\$16.46	\$16.87	\$17.29	\$17.72	\$18.17	\$18.62	\$19.09	\$19.56	\$20.05	\$20.55	\$21.07	\$21.59

Series 8000 - 10 Year Longevity (\$500)

Grade / Step	Classification	1	2	3	4	5	6	7	8	9	10	11	12
8001	Semi-Skilled Laborer, Refuse Laborer	\$12.62	\$12.93	\$13.24	\$13.57	\$13.90	\$14.24	\$14.59	\$14.95	\$15.32	\$15.70	\$16.08	\$16.48
8002	Light Equipment Operator, Transfer Station Operator	\$14.15	\$14.50	\$14.86	\$15.22	\$15.60	\$15.98	\$16.37	\$16.78	\$17.19	\$17.61	\$18.05	\$18.49
8003	Refuse Packer Operator, Heavy Equipment Operator I	\$15.99	\$16.38	\$16.79	\$17.20	\$17.62	\$18.06	\$18.50	\$18.96	\$19.43	\$19.91	\$20.40	\$20.90
8004	Mechanic, Heavy Equipment Operator II	\$16.70	\$17.11	\$17.53	\$17.96	\$18.41	\$18.86	\$19.33	\$19.80	\$20.29	\$20.79	\$21.31	\$21.83

Series 9000 - 20 Year Longevity (\$1000)

Grade / Step	Classification	1	2	3	4	5	6	7	8	9	10	11	12
9001	Semi-Skilled Laborer, Refuse Laborer	\$12.86	\$13.17	\$13.48	\$13.81	\$14.14	\$14.48	\$14.83	\$15.19	\$15.56	\$15.94	\$16.32	\$16.72
9002	Light Equipment Operator, Transfer Station Operator	\$14.39	\$14.74	\$15.10	\$15.46	\$15.84	\$16.22	\$16.61	\$17.02	\$17.43	\$17.85	\$18.29	\$18.73
9003	Refuse Packer Operator, Heavy Equipment Operator I	\$16.23	\$16.62	\$17.03	\$17.44	\$17.86	\$18.30	\$18.74	\$19.20	\$19.67	\$20.15	\$20.64	\$21.14
9004	Mechanic, Heavy Equipment Operator II	\$16.94	\$17.35	\$17.77	\$18.20	\$18.65	\$19.10	\$19.57	\$20.04	\$20.53	\$21.03	\$21.55	\$22.07

CITY OF FRANKLIN, NEW HAMPSHIRE
FISCAL YEAR 2022 DEFAULT BUDGET



SECTION 5 - TAX CAP & CALCULATION

City of Franklin Tax Cap

The City tax cap is calculated according to City Charter section C-32 last amended 11/24/1998 as follows:

Chapter C Charter

§ C-32 Budget procedure.

[Added 11-25-1969]

At such time as may be requested by the Manager or specified by the Administrative Code, each officer or director of a department shall submit an itemized estimate of the expenditures for the next fiscal year for the departments or activities under his control. The Manager shall submit the proposed budget to the Council at least one month before the start of the fiscal year of the budget.

- A. Limitation of budget increases. Recognizing that final tax rates for the City of Franklin are set by the New Hampshire Department of Revenue Administration pursuant to RSA 21-J:35, I, the administration, School Department and City Council of the City of Franklin shall develop their annual budget proposals and the City Council shall act upon such proposals in accordance with the mandates of this section. In establishing a combined municipal budget, the City Council shall be allowed to assume an estimated property tax rate only in an amount equal to the tax rate established during the prior fiscal year increased by a factor equal to the change in the National Cost of Living Index as published by the United States Department of Labor for the calendar year immediately preceding budget adoption. Total expenditures for any given budget year shall not exceed funds reasonably calculated to be derived by a tax rate so established in addition to other revenues generated by the municipality. In the event of the loss of other revenues other than from property taxes from any single source in excess of 2% of the prior year's revenues or a combination of sources in excess of 4% of the prior year's revenues, the Franklin City Council may, by a two-thirds vote, exceed the above limitation but not in excess of the amount of the lost revenue. This provision shall not limit the Council from appropriately funding any programs or accounts mandated to be paid from municipal funds by state or federal law.

[Added 11-28-1989]

- B. Exception to budget limitation. The total or any part of principal and interest payments of any municipal bond, whether established for school or municipal purposes, may be exempted from being included in expenditures subject to the prior limitation upon a two-

thirds vote of the Franklin City Council. This decision shall be made annually. Additionally, capital expenditures deemed necessary by the Franklin City Council may similarly be exempted from this limitation by a two-thirds vote.

[Added 11-28-1989; amended 11-24-1998]

- C.** Budget limitation in a revaluation year. When the City Council accepts an increase in real estate values as the result of a City-wide revaluation, the City Council shall adhere to a maximum increase in the combined real estate tax revenues as follows: The combined real estate taxes raised from the prior budget year shall be increased by a factor no more than the change in the National Cost of Living Index as published by the United States Department of Labor for the calendar year immediately preceding budget adoption, then using this figure in establishing the new combined municipal budget. In the event of the loss of other revenues other than from property taxes from any single source in excess of 2% of the prior year's revenue or a combination of sources in excess of 4% of the prior year's revenues, the Franklin City Council may, by a two-thirds vote, exceed the above limitation but not in excess of the amount of the lost revenue.

[Added by referendum 11-27-2001]

- D.** Budget limitation with annual changes in assessments. When annual changes in real estate values occur as a result of State of New Hampshire assessing requirements, the City Council shall adhere to a maximum increase in combined real estate tax revenues as follows:

[Added 10-1-2002]

- (1)** The combined real estate taxes raised from the prior year shall be increased by a factor no more than the change in the National Cost of Living Index as published by the United States Department of Labor for the calendar year immediately preceding budget adoption, plus real estate taxes calculated by applying the prior year real estate tax rate to the net increase in new construction. "Net increase in new construction" is defined as: the total dollar value of building permits less total dollar value of demolition permits issued for the period of April 1-March 31 preceding budget adoption.
- (2)** In the event of the loss of other revenues other than from property taxes from any single source in excess of 2% of the prior year's revenue or a combination of sources in excess of 4% of the prior year's revenues, the Franklin City Council may, by a two-thirds vote, exceed the above limitation but not in excess of the amount of the lost revenue.

City of Franklin, New Hampshire**Tax Cap Calculation****FY2022 Budget****Additional Revenues Calculation:**

Total Amount of Property Taxes Assessed in Previous Year's Budget (from DRA approved final tax rate + retained TIF)	15,747,681	
National Consumer Price Index - Urban (Dec-Dec Average from Bureau of Labor Statistics)	1.4%	220,468
Pick Ups for New Construction (As of April 1st estimated by city assessor)	3,544,824	
Prior Year Tax Rate (approved by DRA) per \$1000 of assessed value	22.84	80,964

Additional Revenues Allowed to be Raised 301,431

County Tax Prior Year Actual	1,783,039	
County Tax Current Year Estimate	(1,765,387)	17,652
TIF Districts Prior Year Retained Value Actual	74,001	
TIF Districts Current Year Retained Value Estimate	(67,503)	6,498
Statewide Property Tax Prior Year Actual (2020)	1,201,740	
Statewide Property Tax Current Year Actual (2021)	(1,190,971)	10,769

Additional Revenues for Allocation to Municipal & Local School District 336,351**Additional Revenues Allocation:**

	FY2021 Tax	Additional Revenues	FY2022 Tax
School District	4,476,348	118,657	4,595,004
Municipal (operations, veterans credit, overlay)	8,212,554	217,694	8,430,248
Total	12,688,902	336,351	13,025,252

Tax Cap Calculation:

Total Amount of Property Taxes Assessed in Previous Year's Budget (from DRA approved final tax rate)	15,747,681
Additional Revenues Allowed to be Raised	301,431
Total Property Tax Allowed to be Raised to Support Current Budget	16,049,112

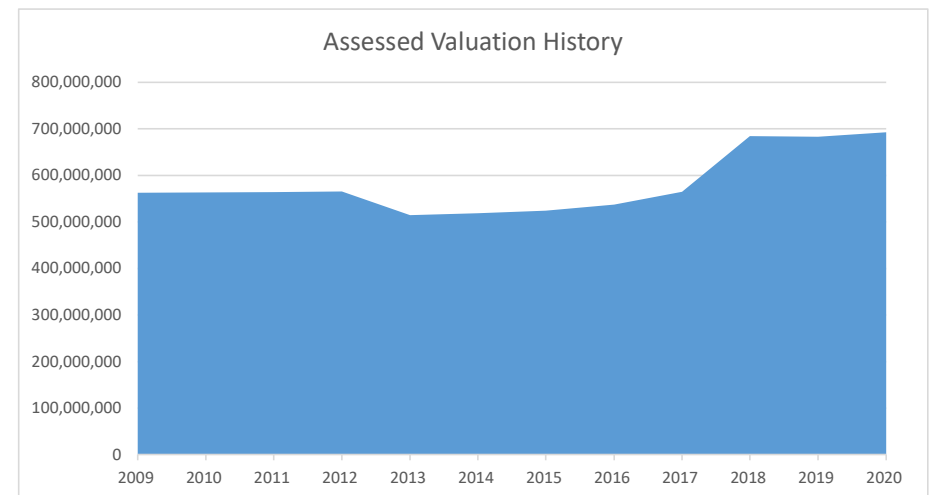
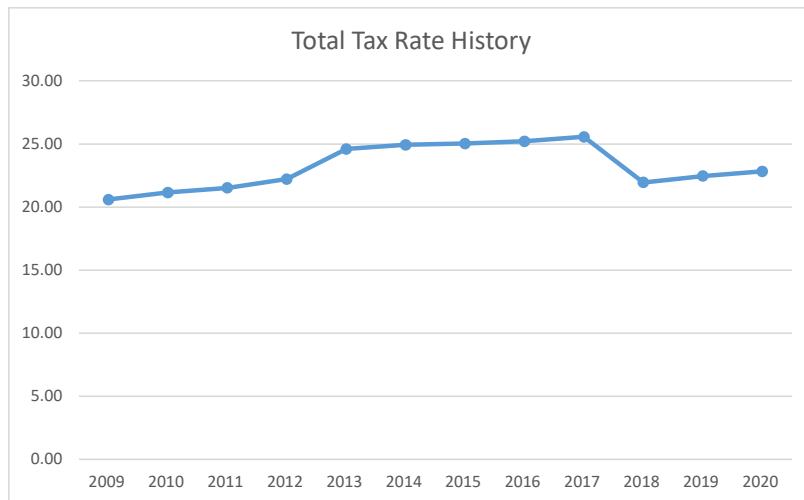
Tax Cap Proof:

School Statewide Property Tax	1,190,971	7.42%
School Local School District	4,595,004	28.63%
Merrimack County	1,765,387	11.00%
TIF Districts	67,503	0.42%
Veteran's Credits	138,275	0.86%
Overlay	31,000	0.19%
Municipal Operations	8,260,973	51.47%
Total Property Tax Supporting Current Budget	16,049,113	100.00%

Budget Under (Over) Tax Cap	0.39
------------------------------------	-------------

City of Franklin, New Hampshire
Tax Rate History
FY2022 Budget

City Fiscal Year	DRA Tax Year	Statewide Property Tax	Local School Tax	County Tax	TIF Districts	Municipal	Total Taxes	Tax Rate	Assessed Valuation	CPI-U (Dec-Dec Average)
2010	2009	1,425,703	3,005,396	1,566,463	0	5,512,958	11,510,520	20.59	562,675,690	0.10%
2011	2010	1,337,334	3,005,396	1,549,990	0	5,958,473	11,851,193	21.14	563,925,990	2.70%
2012	2011	1,316,652	3,072,718	1,572,663	0	6,107,302	12,069,335	21.52	564,121,750	1.50%
2013	2012	1,311,104	3,217,126	1,624,009	0	6,332,916	12,485,155	22.22	565,034,850	3.00%
2014	2013	1,334,615	3,299,945	1,438,917	4,386	6,496,717	12,574,580	24.60	514,177,200	1.70%
2015	2014	1,162,694	3,427,275	1,582,246	3,556	6,690,488	12,866,259	24.95	518,253,005	1.50%
2016	2015	1,216,829	3,478,307	1,562,503	14,582	6,796,515	13,068,736	25.03	524,340,346	0.80%
2017	2016	1,177,459	3,571,663	1,556,524	16,482	7,167,098	13,489,226	25.23	537,482,395	0.70%
2018	2017	1,160,674	3,862,005	1,644,342	40,786	7,630,188	14,337,995	25.56	564,700,933	2.10%
2019	2018	1,178,555	4,257,639	1,637,583	80,531	7,831,439	14,985,747	21.96	684,990,430	1.90%
2020	2019	1,158,237	4,359,548	1,771,581	66,306	7,926,931	15,282,603	22.47	683,192,155	2.30%
2021	2020	1,201,740	4,467,353	1,783,039	74,001	8,216,820	15,742,953	22.84	692,559,061	1.40%

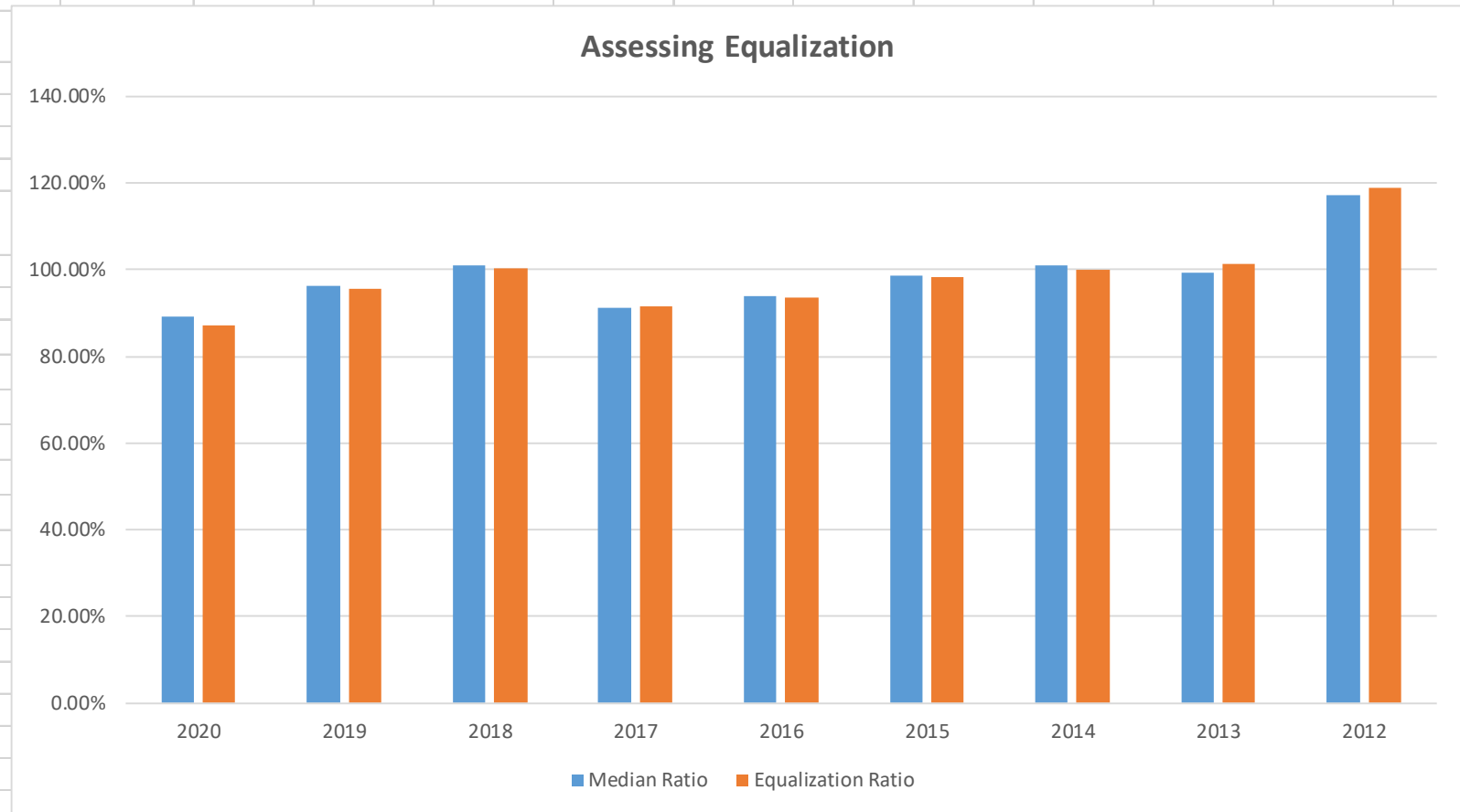


***CITY OF FRANKLIN, NEW HAMPSHIRE
FISCAL YEAR 2022 DEFAULT BUDGET***

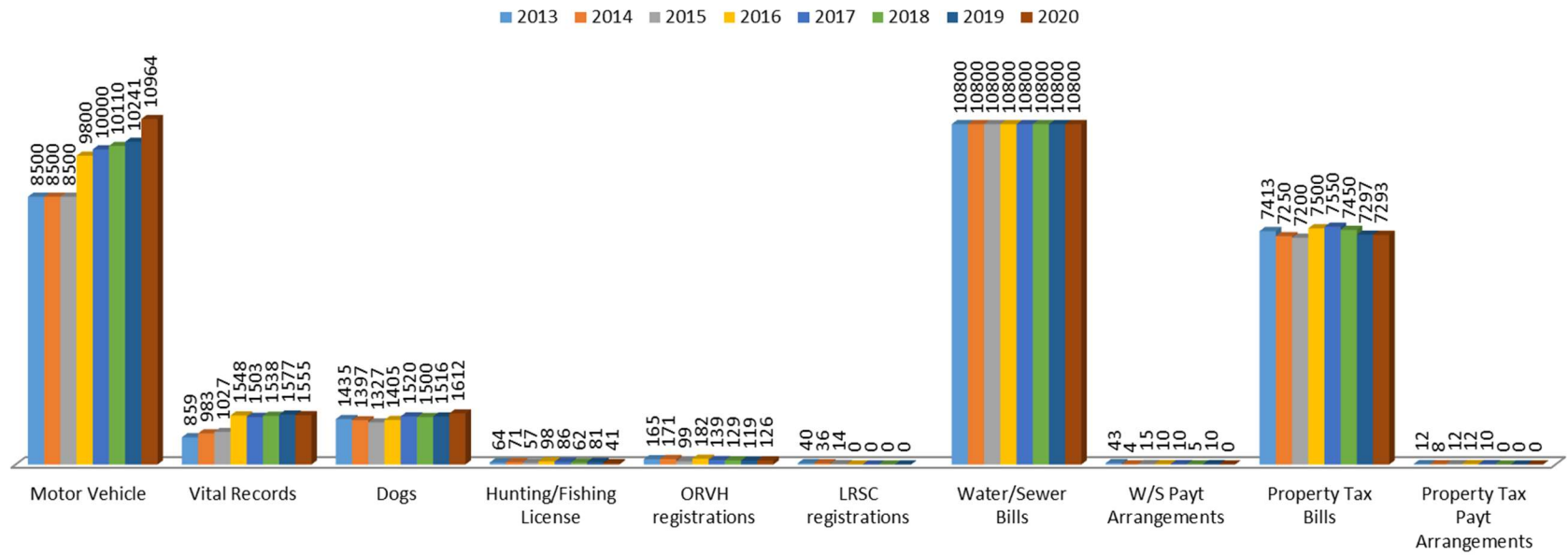


SECTION 6 – STATISTICAL INFO

Assessing Statistics

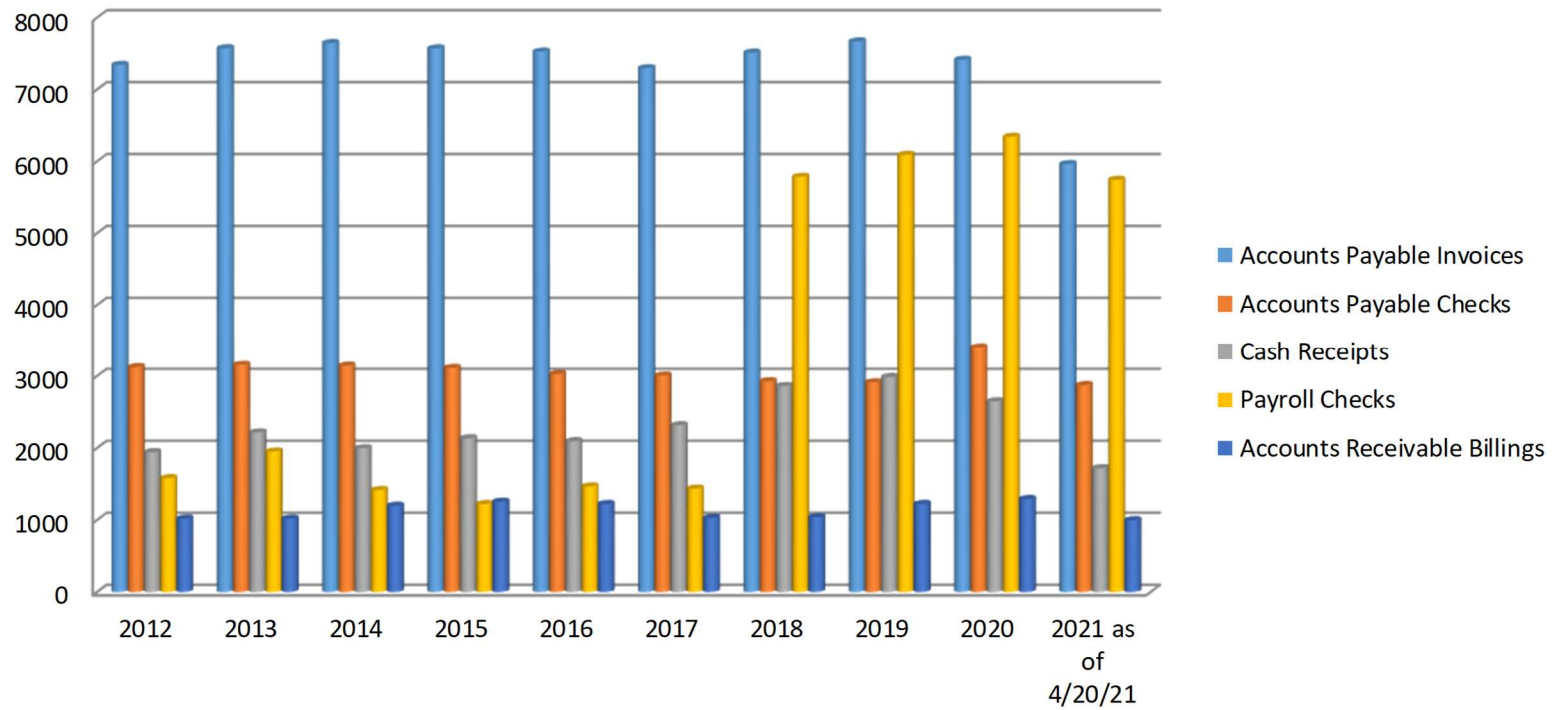


City Clerk/Tax Collector Statistics

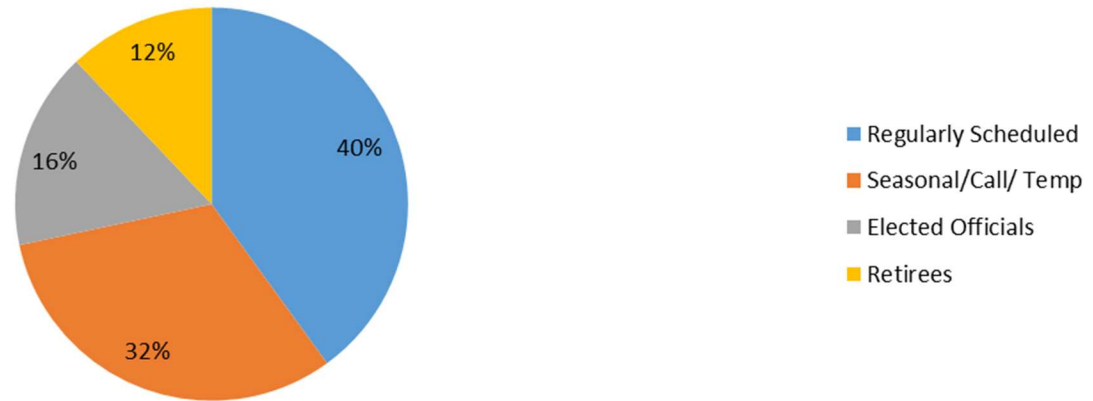


Finance Statistics

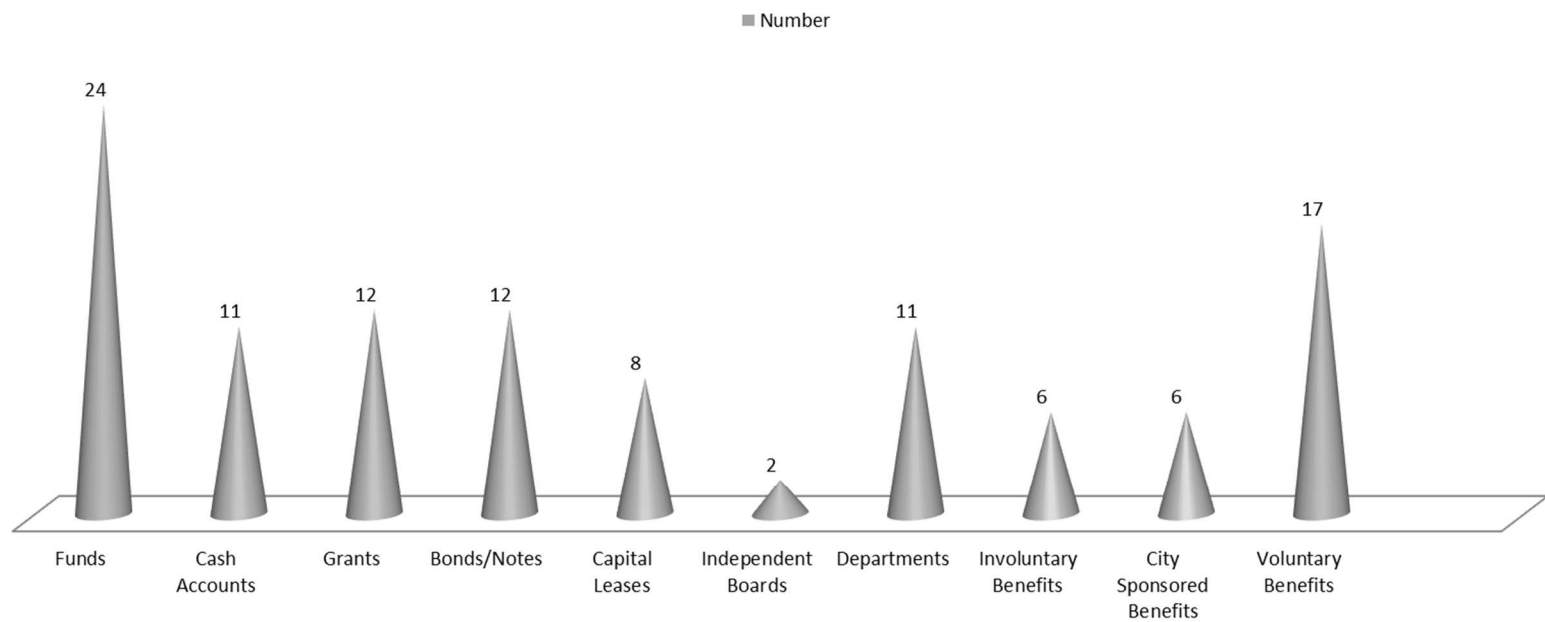
Processed Annually



Human Resources Services



Number of Items Managed



Planning & Zoning Department: Permit Summary for FY 22

Permit Type	2018	2019	2020
Single/Two Family Home Construction	10	10	7
Single/Two Family Home Additions Renovations	13	20	17
Single Family Manufactured Homes	1	3	4
Multi-Family Construction	0	1	0
Multi-Family Renovation	6	1	3
Decks/Shed/Accessory Structure	31	34	41
Commercial / Industrial Construction	4	3	2
Commercial / Industrial Renovations	3	6	11
Solar Systems	9	3	6
Mechanical	152	185	198
Signs	6	15	4
Total Permits	243	281	293

Key Planning & Zoning Departmental Projects for 2020

- ✓ Participation in the Bi-Weekly meetings and regular strategy & planning discussions on the downtown economic revitalization.
- ✓ Continued work on the NHDOT TAP Grant for the renovation of the Trestle Bridge.
- ✓ Provide support for the brownfield work on the former Ciao Pasta property, and the redevelopment of this parcel.
- ✓ Prepare materials to support the updates to the City's GIS tax maps.
- ✓ Continue work with Economic Development Team on the Opportunity Zone Grant from the USDA Rural Development Office; includes management, oversight, and participation in regular planning and organizing meetings.
- ✓ Administration and oversight of Planning Board office; review and comment on all applications.
- ✓ Administration and oversight of ZBA and Heritage Commission applications and hearings.

Franklin Police Department 2020 Statistics

<u>Month</u>	<u>Total CFS</u>	<u>Franklin CFS</u>	<u>Arrests</u>	<u>Assaults</u>	<u>Burglary</u>	<u>CM</u>	<u>Domestic</u>	<u>Drug Act.</u>	<u>DWI</u>	<u>Noise</u>	<u>Parking</u>	<u>MV Stops</u>	<u>MVA</u>	<u>P. Tickets</u>
January	3244	1890	61	7	2	5	10	7	5	8	42	119	28	31
February	2883	1687	64	11	12	4	11	9	2	7	40	119	18	30
March	2507	1608	56	1	2	7	12	17	4	29	16	60	6	16
April	2405	1648	47	5	7	8	16	10	0	17	3	16	9	5
May	2823	1806	48	3	6	8	20	14	1	20	9	61	5	1
June	2911	1732	62	4	8	7	18	17	0	15	9	54	8	3
July	3038	1647	49	4	4	8	18	17	0	29	5	86	13	2
August	2988	1814	62	5	10	9	18	10	1	21	9	95	12	0
September	3130	2066	73	6	5	3	17	8	3	11	8	148	14	2
October	2773	1780	69	2	9	6	14	10	3	9	11	122	19	1
November	2683	1929	59	3	7	4	13	13	3	7	19	258	21	10
December	2722	1854	58	7	3	8	13	5	4	8	19	165	19	1
	34107	21461	708	58	75	77	180	137	26	181	190	1303	172	102

Breakdown of Calls for Service

<u>Month</u>	<u>Total CFS</u>	<u>Alexandria</u>	<u>Andover</u>	<u>Bristol</u>	<u>Danbury</u>	<u>Franklin</u>	<u>Hill</u>
January	3244	155	133	920	67	1890	79
February	2883	106	200	742	87	1687	61
March	2507	124	160	497	68	1608	50
April	2405	143	87	387	58	1648	82
May	2823	170	196	528	60	1806	63
June	2911	152	187	714	56	1732	70
July	3038	193	229	847	58	1647	64
August	2988	145	217	657	81	1814	74
September	3130	145	213	552	88	2066	66
October	2773	113	179	551	89	1780	61
November	2683	96	150	398	58	1929	52
December	2722	112	159	407	107	1854	83
	34107	1654	2110	7200	877	21461	805

Yearly Breakdown of Calls for Service

	2020	2019	2018	2017	2016
Alexandria	1654	1350	1371	1656	1597
Andover	2110	1868	2152	1667	2006
Bristol	7200	12180	12018	11724	15718
Danbury	877	967	871	1078	1308
Franklin	21461	19455	19188	25928	27486
Hill	805	1169	889	849	616
	34107	36989	36489	42902	48731



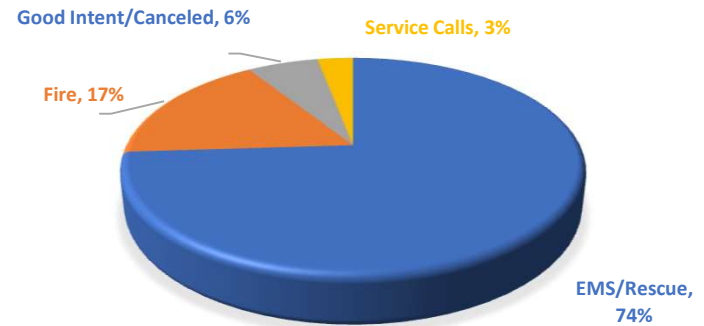
Fiscal Year 2021
Franklin Fire Department



Incident by Type:

Incident Type:	July 2020 - March 2021	Percentage of Total Incidents	Projected FY 21 Year End
EMS/Rescue	1070	74.00%	1427
Fire	251	17%	335
Good Intent/Canceled	85	6%	114
Service Calls	<u>51</u>	<u>3.00%</u>	<u>68</u>
Totals:	1457	100%	1944

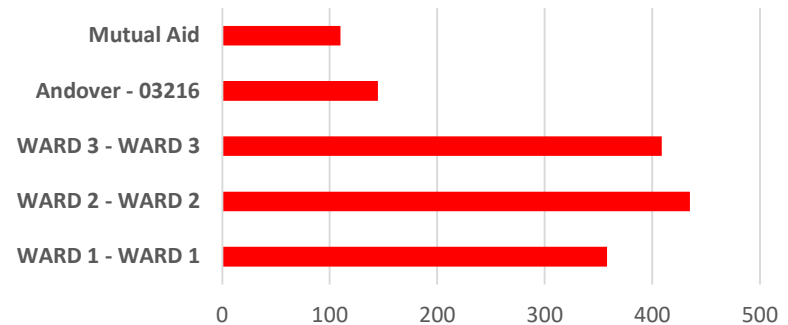
INCIDENT TYPE



Incident by Location:

Ward:	Ward 1:	Ward 2:	Ward 3:	Andover:	Mutual Aid:
Total Number of Incidents July 2020 – March 2021	358	435	409	145	110
Projected Number of Incidents (FY End)	478	580	545	193	148

INCIDENTS BY LOCATION





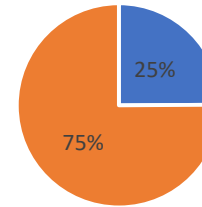
Fiscal Year 2021 Franklin Fire Department



Concurrent Incidents

Concurrent Incidents (75% of Way Through FY21):

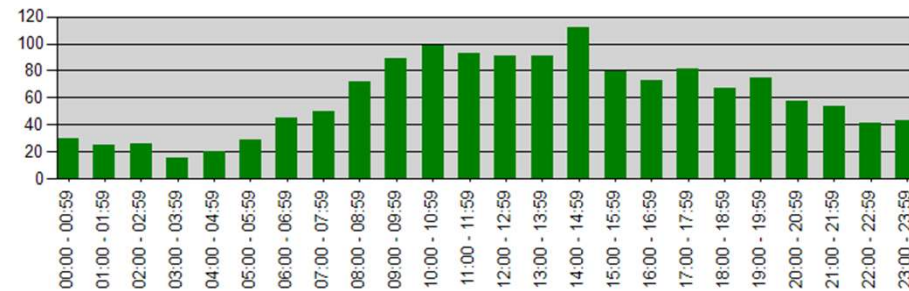
Overlapping Incidents:	Percentage Totals:	Total Number of Incidents:
363	24.9%	1457



■ Overlapping Incidents ■ Single Incidents

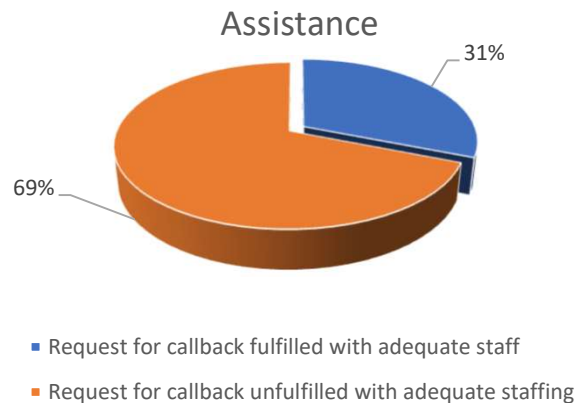
Incidents by Time:

Busiest Four Hours:	Slowest Four Hours:	Time of Greatest Vulnerability:
1100 – 1500 (11am – 3pm)	0200 – 0600 (2am – 6am)	1900 – 2300 (7pm – 11pm)

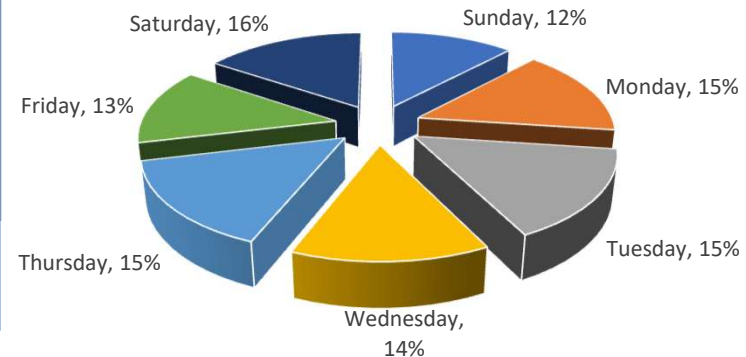


Since January 1st, 2021, additional off duty personnel have been requested to assist during 46 different emergencies. The Franklin Fire Department was only able to meet this need for adequate assistance during 14 of these incidents. This resulted in a delay in response or mitigation and adequate coverage was not fully met to ensure the safety of our community.

Fire Department Request for "Off Duty" Assistance

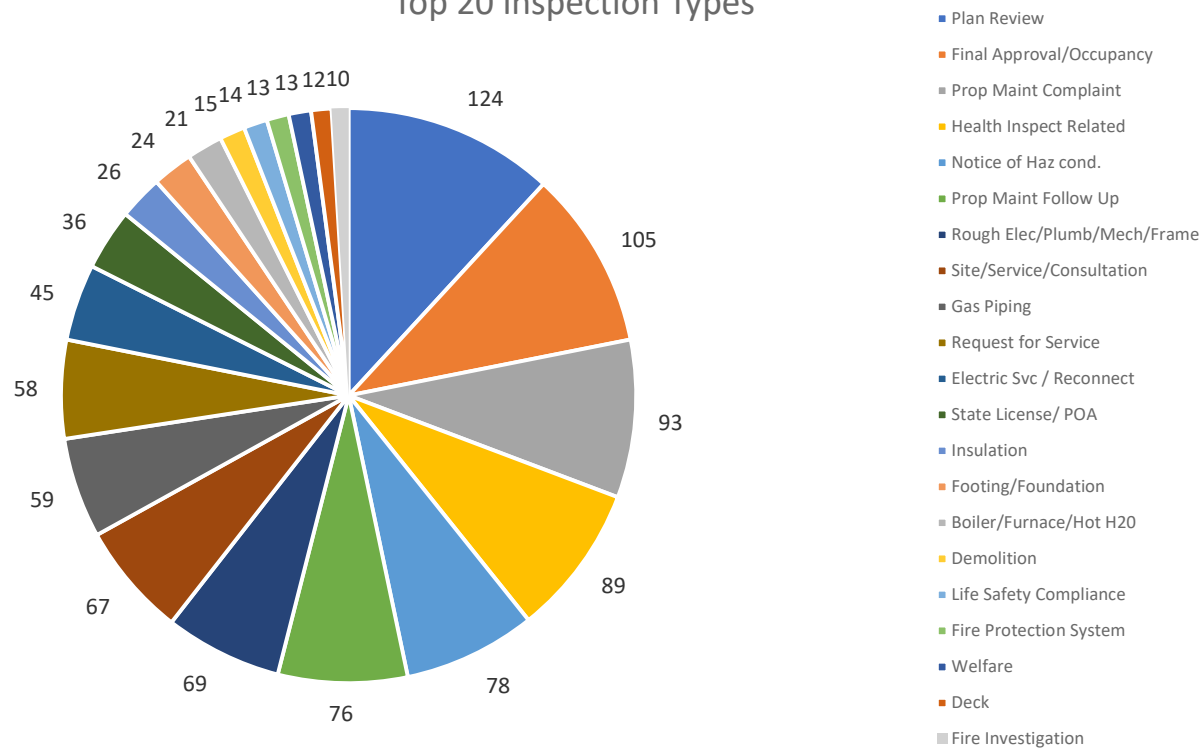


Busiest Days of the Week

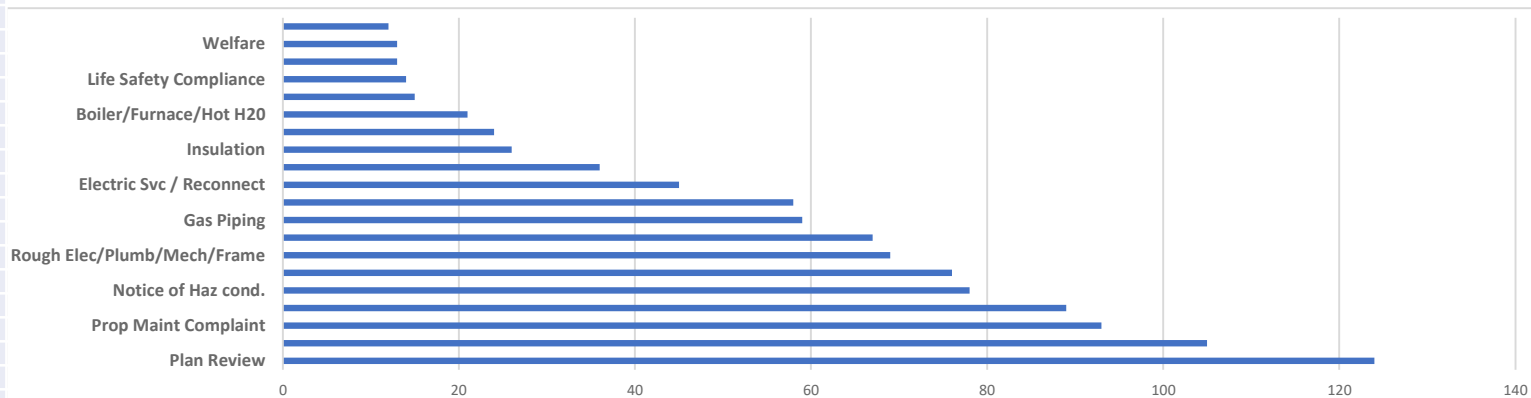




Franklin Fire Prevention Inspections - January 2020 through December 2020 Top 20 Inspection Types



Inspection	Ct
Mobile Home Inspections	210
Mobile Home Re-inspections	18
Plan Review	124
Final Approval/Occupancy	105
Prop Maint Complaint	93
Health Inspect Related	89
Notice of Haz cond.	78
Prop Maint Follow Up	76
Rough Elec/Plumb/Mech/Frame	69
Site/Service/Consultation	67
Gas Piping	59
Request for Service	58
Electric Svc / Reconnect	45
State License/ POA	36
Insulation	26
Footing/Foundation	24
Boiler/Furnace/Hot H2O	21
Demolition	15
Life Safety Compliance	14
Fire Protection System	13
Welfare	13
Deck	12
Fire Investigation	10
Prop Maint Resinspect	10
Gas SVC Reconnect	10
School Inspect	7
Generator	6
Back Tax/Admin Request	5
Mechanical	5
Re-Inspections	4
Multi- Family	3
Annual	2
Shed	2
Solar Array	2
Assembly	1
Complaint	1
Total	1333



**MUNICIPAL SERVICES DEPARTMENT
STATISTICAL DATA BY DIVISION
CALENDER YEAR 2020**

MUNICIPAL SERVICES ADMINISTRATION

- 3 Full Time Employees
- 3,567 Phones Requests
- 3,203 ongoing and repetitive work orders requiring constant re-prioritization
 - 38 Service Requests
 - Processed approximately 2,187 invoices
- Ongoing oversight and management of 7 department divisions
 - Oversight of 38 outside contractual services contracts
- Maintain regulatory compliance with Sate, Federal and County agencies
- Procurement of competitive contracts for materials, goods and services

HIGHWAY DIVISION

- 5 Full Time Employees
- 124 Lane Miles of Roads
- 18 Miles of Sidewalks
- 6 Bridges, all City maintained
 - 15 Miles of Drain Pipe
 - 1,082 Storm Drains
 - 7 Signalized Intersections
- 39 Miles of Double Yellow Centerlines
 - 16 Miles of White Edge lines
 - 519 Street Lights
- 9 City Plow Routes. Average route cycle is 4 hours, depending on snowfall rate.
 - 1,216 Tons of Salt used during the 2019/2020 winter season
 - 2,436 Tons of Sand used during the 2019/2020 winter season
- 47 Snow and Ice Control operations performed during the 2019/2020 winter season
 - Snow and Ice Control utilizes the following personnel performing all support for

HIGHWAY DIVISION, continued

City wide Snow and Ice Control: 1 Solid Waste Division; 2 Vehicle Maintenance Division; 5 Highway Division; 2 Sewer Division; 3 Water Division; 4 Buildings and Grounds Division. Total 18 department employees and no hired contractors.

- Equipment used for Snow and Ice include: 5- large dump trucks with plow, wing plow and spreaders; 4, one ton dump trucks with plow and sanders; 1- 3/4 ton pick-up truck; 1- road grader; 2 front end loaders with plows 1 - 1 backhoe with plow; 2 - sidewalk tractors.
- Other maintenance includes: street sweeping; maintenance of gravel and paved road surfaces; sign repairs; tree pruning and removal; drainage repair and maintenance; sidewalk maintenance; a wide variety of seasonal maintenance tasks.

VEHICLE MAINTENANCE DIVISION

- 2 Full Time Employees. Both Licensed for NH Motor Vehicle State Inspections
 - 82 Registered, On Road Vehicles
 - 68 Annual State Motor Vehicle Inspections performed in house
 - 92 Other Types of Small Motorized Equipment
 - 2,523 services and repairs performed on city vehicles
- 9 Emergency Generators, Serviced Twice Annually under service contract

BUILDINGS and GROUNDS DIVISION

- 4 Full Time of which one person is permanently assigned to Bessie Rowell plus two part time building custodians
 - 12 City Parking Lots
 - 8 City Out-Buildings Totaling 15,641 Square feet
- 613 acres of athletic fields, beaches, city forests, parks and parking lots
 - Provides major support for six City Departments

SOLID WASTE DIVISION

- 3 Full Time Employees,
- 9 Licensed NH Solid Waste /Transfer Station Operators within MSD D
 - 4,782 curbside containers dumped per week.
- 3,927 Tons of Trash Collected Curbside and at Transfer Station for Disposed at the Wheelabrator trash to energy plant in Concord
 - 1,530 Tons of Commercial / Industrial Solid Waste hauled directly to Wheelabrator by private haulers.
- 819 Tons of Demolition Material Collected at Transfer Station and Disposed at Casella in Belmont
- Other Annual Recycling Tonnages Collected and Processed at the Transfer Station
 - 31 Tons of Electronics (Televisions, microwaves, monitors and all other electronic equipment
 - 1.5 tons of batteries
 - 10 tons of tires
 - 0.15 tons of fluorescent light bulbs
 - 28 tons of scrap metal
- 153 Cu. Yds. of processed Clean Wood Waste/ Vegetation Processed on site and hauled to offsite for processing

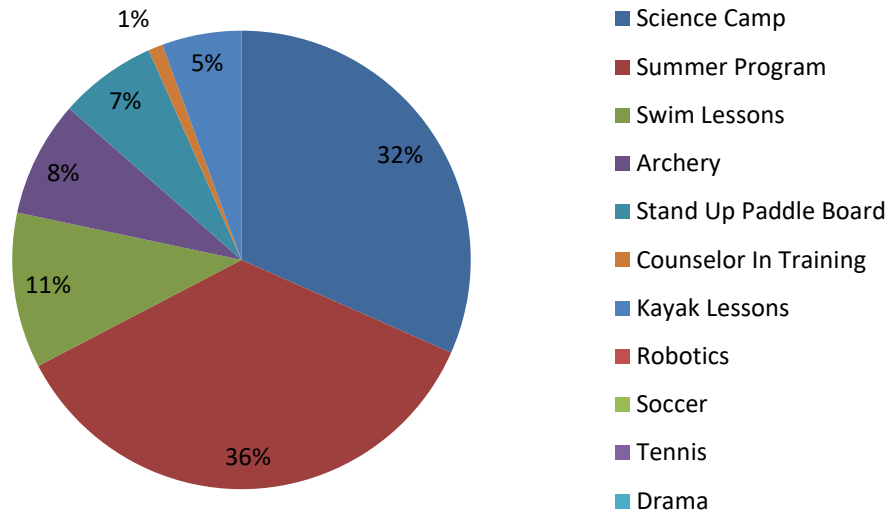
WATER DEPARTMENT

- 4 Full Time Employees
- 5 N.H. Certified Public Water System Operators
- 2,495 Service Connections
- 57 Miles of Water Mains
 - 354 Fire Hydrants
 - 892 Gate Valves
- 5 Water Tanks with 3 Pressure Zones
 - 1 Water Treatment Plant
 - 6 Pumping Stations
- 3 pressure reducing chambers
- 5 Emergency Generators
- 3 Well Fields (Gravel Packed)
- 582,000 Gallons of Water = Average Daily Demand
 - Curb stop repairs 37
 - 15 break repairs to mains

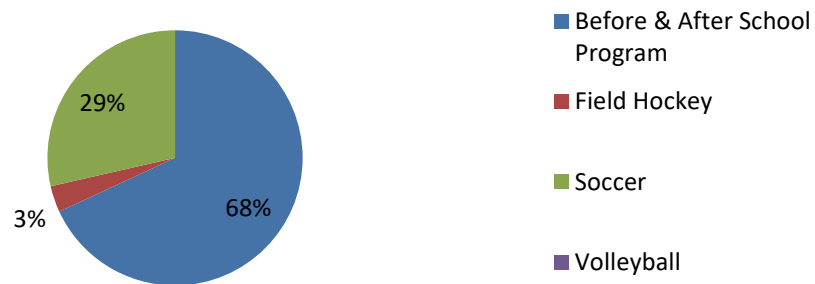
SANITARY SEWER DEPARTMENT

- 2 Full Time Employees
- 1,945 Service Connections
- 27 Miles of Sewer Mains
- 693 City Sewer Manholes / 52 Private Manholes
- 67% of City Sewer Budget = Franklin Share to WRBP
- 10 WRBP Member Communities with 14,500 Service Connections
- Franklins average daily flow to the State operated Wastewater Treatment Plant is 2.49 million gallons per day.
- Estimated inflow and infiltration rate of non -waste water into City Sanitary Sewer System is 67%

Summer Programs



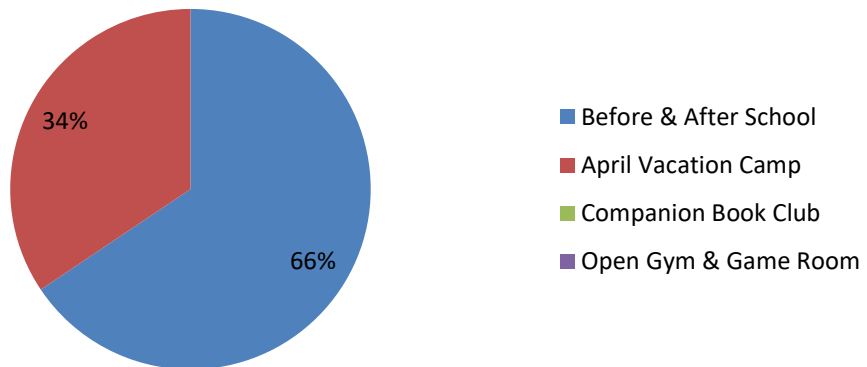
Fall Programs



Winter Programs



Spring Programs



FRANKLIN FREE PUBLIC LIBRARY

Throughout the pandemic, the library has remained open to the public for 45 hours each week. The library staff, Rob and Kristy, have been available for appointments, curbside service and even home deliveries. We have continued to provide local history information, computer use and photocopying as well as research and recreational reading. Although our statistics reflect a downturn in use due to the pandemic, we look forward to rebounding in 2021-22.

Total number of items borrowed – 15,729

Total number of items added to the collection – 662

Total number of new registrations – 46

Total number of computer uses – 648

Wi-Fi traffic for FY21 – 771.7 GB

***CITY OF FRANKLIN, NEW HAMPSHIRE
FISCAL YEAR 2022 DEFAULT BUDGET***



SECTION 7 – REVENUES

City of Franklin, New Hampshire

FY2022 Budget

Revenue Summary

	FY 2021		FY2022 Budget	
Source	Council Adopted Revenues	Actual Revenues thru 06/30/21 Unadjusted)	7/27/21 Default Budget	% Change Over Prior Year Appropriated Revenues
General Fund Revenues:				
Taxes including PILOT's	15,905,731	15,866,256	16,187,345	1.8%
Licenses, Permits & Fees	1,303,000	1,563,925	1,403,900	7.7%
Federal & State Government	3,004,702	1,526,556	1,061,496	-64.7%
Charges For Services	1,226,939	1,290,720	1,272,006	3.7%
Miscellaneous Sources	1,437,130	960,154	697,530	-51.5%
Revenue from Component Unit - School District	15,542,721	12,536,463	12,772,990	-17.8%
Interfund Operating Transfers In	384,424	34,424	24,292	-93.7%
Other Financing Resources	0	0	0	#DIV/0!
Total General Fund Revenues	38,804,646	33,778,499	33,419,559	-13.9%
	TRUE	TRUE	TRUE	
	Municipal Departments (Over) Under Cap		0	
	School District (Over) Under Cap		(0)	
	Total City (Over) Under Cap		0	
Capital Fund Revenues	835,988	0	0	-100.0%
Grant Fund Revenues	20,000	4,017	20,000	0.0%
Parks & Recreation Fund Revenues	15,500	16,277	15,500	0.0%
Police Outside Detail Fund Revenues	15,500	10,290	17,250	11.3%
Library Fund Revenues	251,640	41,155	255,598	1.6%
Water Fund Revenues	2,021,102	1,799,535	2,212,958	9.5%
Sewer Fund Revenues	1,660,550	1,368,132	1,621,409	-2.4%

City of Franklin, New Hampshire					
FY2022 Budget					
Revenues					
	FY 2021		FY2022Budget	% Change Over Prior Year Appropriated Revenues	Account Detail
	Council Adopted Revenues	Actual Revenues thru 6/30/21 (Unadjusted)	7/27/21 Default Budget		
General Fund Revenues:					
Revenue From Taxes					
01-0-000-31100-000 Property Taxes	15,747,681	15,721,776	16,049,112	1.9%	
01-0-000-31200-000 Land Use Change Tax	4,000	14,000	4,000	0.0%	Land taken out of current use
01-0-000-31850-000 Yield Tax	6,000	5,113	6,000	0.0%	Assessed on timber harvested from property in Franklin
01-0-000-31851-000 Gravel Tax	200	238	200	0.0%	Assessed on gravel removed from property in Franklin
01-0-000-31899-000 Host Fee - CRSW	8,000	8,000	8,000	0.0%	
01-0-000-31862-000 PILOT - Riverside	19,850	20,033	20,033	0.9%	Riverside Housing & Development Corporation PILOT
01-0-000-31900-000 Interest & Costs - Prop Tax	120,000	97,097	100,000	-16.7%	Interest from delinquent property taxes
Total Taxes	15,905,731	15,866,256	16,187,345	1.8%	
Revenue From Licenses, Permits & Fees					
01-0-000-32150-000 Amusement Licenses	900	900	900	0.0%	Fees for video and other amusement games in public places. Total of 9 machines now at \$100 each instead of 10
01-0-000-32200-000 Motor Vehicle Registrations	1,200,000	1,434,051	1,300,000	8.3%	Motor vehicle & boat registrations
01-0-000-32300-000 Building Permits	52,000	71,112	52,000	0.0%	This figures is based on historic trends and it includes the permit fee for the Chinburg Project.
01-0-000-32900-000 Municipal Agent Fees	30,500	34,497	32,000	4.9%	Fees charged for issuing license plates and stickers as an agent of the State of NH
01-0-000-32910-000 Dog Licenses	7,600	8,242	7,000	-7.9%	City's portion of all dog license fees and fines
01-0-000-32940-000 Marriage Licenses	400	329	400	0.0%	City's portion of marriage license fees issued by the City Clerk
01-0-000-32950-000 Vital Stats	8,000	9,577	8,000	0.0%	City's portion of recording fees for vital statistics
01-0-000-31892-000 Fishing/Hunting Tax	100	90	100	0.0%	Fees charged for issuing licenses as an agent of the State of NH
01-0-000-31893-000 OHRV/Snowmobile/Dirt Bike Tax	500	808	500	0.0%	Fees charged for issuing license plates and stickers as an agent of the State of NH

City of Franklin, New Hampshire					
FY2022 Budget					
Revenues					
	FY 2021		FY2022Budget		
	Council Adopted Revenues	Actual Revenues thru 6/30/21 (Unadjusted)	7/27/21 Default Budget	% Change Over Prior Year Appropriated Revenues	Account Detail
01-0-000-32999-000 Misc TC/TX Collections	3,000	4,320	3,000	0.0%	Photo copies, research fees, UCC filing fees, etc.
Total Licenses, Permits & Fees	1,303,000	1,563,925	1,403,900	7.7%	
Revenue From Federal & State Government					
01-0-000-33520-000 Meals & Room Tax	440,951	440,952	440,951	0.0%	City's allocation of State of NH meals & rooms tax
01-3-122-33530-000 Road Maint Highway Block Grant	203,539	203,488	100,000	-50.9%	City's allocation of State Block grant from fuel taxes.
01-0-000-33560-000 Forest Land Reimbursement	83	80	80	-3.6%	City's allocation of mutual aid for forest fires throughout the State
01-0-000-33570-000 Flood Control Reimbursement	17,761	17,761	17,761	0.0%	PILOT for taxes of the properties removed from tax roles for the flood control project in Franklin
01-0-000-33591-000 Other State Grants	65,904	4,500	0	-100.0%	
01-9-012-33111-000 Federal Grants	25,000	0	0	-100.0%	CDBG hotel feasibility study
01-9-014-33110-000 Federal Grants Revenue	2,500	0	2,500	0.0%	
01-9-014-33110-432 Other Improvements Fed Grant - Haynes Brook	0	0	0	#DIV/0!	
01-9-014-33110-437 Other Improvements Fed Grant - CDBG - WPP	0	0	0	#DIV/0!	Grant reimbursement for single audit fees
01-9-014-33110-440 Other Improvements Fed Grant - Capital Land&Water Conservation Fund	156,800	0	0	-100.0%	
01-9-014-33110-449 Other Improvements Fed Grant - Capital NHDOT TAP Grant - Walkway Trestleview Bridge	512,000	0	0	-100.0%	
01-0-000-33111-447 Fed Grant - Operating Opportunity Zone Work (Match for grant)	19,200	0	0	-100.0%	
01-0-000-33111-123 Fed Grant - Operating COVID-19 Expenditures	271,309	273,925	0	-100.0%	Applying for MDT Grant to offset costs of e-ticket & e-crash in cruisers
01-2-103-33111-403 Grants - VAWA	30,000	0	30,000	0.0%	
01-4-196-33111-000 Drug Free Communities Fed Grant - Operating	256,250	28,800	300,000	17.1%	Health & Human Services federal grant for drug/alcohol prevention & education (Franklin Mayor's Drug & Alcohol Abuse Task Force)
01-5-000-33110-451 Fed Grant - Capital Land&Water Conservation Fund	45,000	129,553	0	-100.0%	
01-5-000-35085-451 Donations-Daniell Park Bath House	45,000	0	0	-100.0%	

City of Franklin, New Hampshire					
FY2022 Budget					
Revenues					
	FY 2021		FY2022Budget	% Change Over Prior Year Appropriated Revenues	Account Detail
	Council Adopted Revenues	Actual Revenues thru 6/30/21 (Unadjusted)	7/27/21 Default Budget		
01-5-211-33111-125 Admin Fed Grant - Operating COVID - Rec State DOE	93,000	0	0	-100.0%	
01-5-211-33111-126 Admin Fed Grant - Operating COVID - Rec Emergency Child Care	153,262	92,978	0	-100.0%	
01-0-000-33111-127 Fed Grant - Operating COVID CARES State Elections	15,757	153,262	0	-100.0%	
01-5-211-33111-439 Admin Fed Grant - Operating 21 Century	222,253	9,104	170,204	-23.4%	Recreation - 21st Century Grant
01-9-014-33590-445 Other Improvements CDFA Tax Credits CDFA Tax Credits Grant	429,133	172,152	0	-100.0%	
New Acct-SAFER GRANT		0	0	#DIV/0!	
Total Federal & State Government	3,004,702	1,526,556	1,061,496	-64.7%	
Revenue From Charges For Services					
01-3-121-34049-000 Admin Misc MSD Fees	9,500	4,769	6,740	-29.1%	digging & driveway permits fees
01-3-238-34041-000 Transfer Station Operations Solid Waste Fees	149,809	143,494	155,596	3.9%	Solid waste disposal fee: admin fee - 1,608 tons @ \$25 per (\$40,200); \$100 per year hauler permits (\$400); July thru Dec 2021 804 tons @\$71.14 ton =(\$57,197); Jan thru June 2022- 804 tons @ \$71.89= (\$57,799)
01-3-238-34042-000 Transfer Station Operations Demolition	97,065	129,117	127,500	31.4%	Fees collected for demolition at transfer station 850 tons @ \$150 per ton = \$127,500 (11 per ton increase in demo tipping fee)
01-3-238-34043-000 Transfer Station Operations Recycling Revenues	31,015	42,084	48,000	54.8%	Revenues generated from sale of recycled materials collected at transfer station.
01-1-501-35090-000 Misc Finance Revenues	1,800	708	1,500	-16.7%	\$1,000 MMRS grant administration 5% of grant total (see Grants Special Revenue Fund); \$500 Notary fees
01-1-000-34011-000 Planning Board Fees	3,000	4,878	3,000	0.0%	The Planning board fees vary depending on the number of applications.
01-1-000-34012-000 Zoning Board Fees	1,500	2,908	1,500	0.0%	Application & abutter notice fees
01-1-000-34015-000 Misc PLU Fees	250	94	100	-60.0%	Copy fees, tax cards, etc.
01-5-000-34050-000 Rec - Summer Program	90,000	86,805	85,000	-5.6%	Fees for summer playground program
01-5-000-34050-113 Rec - Summer Program After School Program - Rec	135,000	185,155	135,000	0.0%	Fees for before/after school programs
01-5-000-34051-000 Rec - Sports Fees	8,000	2,706	8,000	0.0%	Fees for programs - basketball, soccer, etc.; field fee for leagues

City of Franklin, New Hampshire					
FY2022 Budget					
Revenues					
	FY 2021		FY2022Budget		
	Council Adopted Revenues	Actual Revenues thru 6/30/21 (Unadjusted)	7/27/21 Default Budget	% Change Over Prior Year Appropriated Revenues	Account Detail
01-5-000-34059-000 Rec - Misc Fees	7,500	5,309	7,500	0.0%	Rental fees for BRCC, Odell lights, non resident beach Fees; donations for downtown flower watering
01-2-000-34061-000 Pistol Permits	150	480	150	0.0%	Concealed weapon permit fees.
01-2-000-34062-000 Police Reports	1,020	1,715	1,020	0.0%	Copies of incident reports for accidents, arrests, and any other activity
01-2-000-34064-000 Court Fines	3,500	3,203	2,500	-28.6%	All fines for municipal ordinance violations collected by the court are forwarded to the City
01-2-000-34065-000 Parking Fines	500	635	500	0.0%	Receipts from parking tickets
01-2-000-34066-000 Witness Fees	250	0	250	0.0%	
01-2-000-34067-000 Finger Printing Fees	50	10	50	0.0%	\$10 resident/\$15 non resident
01-2-000-34068-000 K9 Program	0	0	0	#DIV/0!	Fundraising efforts to support K9 Officer
01-2-000-34069-000 Misc Police Fees	250	624	100	-60.0%	includes new VIN verification fee
01-2-000-34071-000 Fire Reports	180	220	150	-16.7%	Insurance company request for reports (fire, motor vehicle).
01-2-000-34072-000 Fire Alarms	14,000	17,323	15,000	7.1%	36 Fire alarm boxes @ \$275 each, Fire Alarm Listed Agent program (55 listed agents=\$65 per person annually), \$1525 misc charges
01-2-000-34073-000 Fire Permits	150	0	100	-33.3%	Charge Only for Category Three (Brush) Fire Permits
01-2-000-34074-000 Illegal Fire Fee	500	0	250	-50.0%	Incidents @ \$250
01-2-000-34079-000 Misc Fire Fees	4,750	2,300	2,000	-57.9%	AEMT Refresher, life safety inspections, foster care inspections, inspections, re-inspections
01-2-000-35095-000 Ambulance Billing	500,000	487,335	500,000	0.0%	Ambulance billing fees administered though Enhanced EMS (billing rates 65% above Medicare inline with Regional and Statewide Municipal EMS service providers); \$80,000 Andover addition billing revenues
01-2-000-35097-000 Ambulance Service Fees	80,000	80,000	80,000	0.0%	Andover ambulance services (\$80,000 Yearly Contract)
01-2-000-35099-000 Police Dispatch Fees	87,200	88,850	90,500	3.8%	Dispatch services for the towns of Alexandria (\$7,500); Andover (\$8,500); Hill (\$6,100); Danbury (\$6,100); Bristol (\$62,300)
Total Charges For Services	1,226,939	1,290,720	1,272,006	3.7%	
Revenue From Miscellaneous Sources					
01-0-000-35020-000 Interest Income	115,000	12,513	15,000	-87.0%	Interest earned on City's bank accounts
01-0-000-33540-000 Contingent Grant Revenue	30,000	25,366	30,000	0.0%	Used to accept and expend various small, non matching grants and donations throughout the year; see expenditure appropriation under City Manager line 01-1-302-40599-000
01-0-000-33540-404 Contingent Grant Drug Free Communities	15,000	23,190	0	-100.0%	Used to record soft match for the Mayor's Drug Task Force - 100% offset by expenditure line 01-1-302-40599-404 in City Manager budget
01-1-000-35032-000 Lease Revenues- Cell Towers	0	0	0	#DIV/0!	Council moved to water fund

City of Franklin, New Hampshire					
FY2022 Budget					
Revenues					
	FY 2021		FY2022Budget	% Change Over Prior Year Appropriated Revenues	
	Council Adopted Revenues	Actual Revenues thru 6/30/21 (Unadjusted)	7/27/21 Default Budget		Account Detail
01-6-511-35034-000 Rent - FBIDC	0	0	0	#DIV/0!	No longer charging rent
01-1-000-35035-000 Lease - Solar Garden	17,000	0	0	-100.0%	(2) City owned sites: Town Solar 1 LLC (17k/yr), Town Solar LLC 2 (17k/yr); FY2021 assumes 6 months of operations
01-1-000-35036-000 Lease - Cumberland Farms	316,250	0	0	-100.0%	202 Central Street
01-1-944-35040-000 Shared Costs - Bessie Rowell	92,935	92,935	92,935	0.0%	Revenue from (3) non City occupants of BRCC for shared expenditures for cleaning, maintenance, paper products, etc.; Includes \$15,000 (\$5,000 each occupant to capital reserve fund for future capital needs of the building)
01-1-944-35040-112 Bessie Rowell-Cleaning	24,793	28,707	24,793	0.0%	City custodians cleaning Headstart & TRIP Center
01-1-000-35082-000 Cable TV Franchise Fee	96,000	93,424	96,000	0.0%	Franchise fee
01-1-000-35033-000 Rent - Fife	302	277	802	165.6%	Rental of City owned property \$800 Fife; \$1 Amateur Radio Club; \$1 Targeteers
01-0-000-35011-000 Sale of Municipal Property	17,246	236,667	90,000	421.9%	Sale of municipal or tax deeded property approved by Council, Chinburg purchase of 42 Canal St (\$40,000)
01-0-000-35090-000 Misc Revenues	469,700	444,025	45,000	-90.4%	Other revenues not specifically defined or anticipated. \$229,696 one time surplus revenue per State 20/21 budget - to capital reserve fund for police dispatch update
01-0-000-35085-000 Donations from Non Public Sources	1,834	3,051	0	-100.0%	
01-0-000-35085-440 Donations from Non Public Sources Land&Water Conservation Fund	110,070	0	0	-100.0%	
01-0-000-35085-449 Donations from Non Public Sources NHDOT TAP Grant - Walkway Trestleview Bridge	128,000	0	0	-100.0%	
01-4-411-35091-000 Admin Welfare Reimbursements	3,000	0	3,000	0.0%	welfare lien reimbursements
New Acct ARPA (American Rescue Plan Act)		0	300,000	#DIV/0!	
Total Miscellaneous Sources	1,437,130	960,154	697,530	-51.5%	
Revenues From Component Unit - School District					
Adequate education aid	8,700,712	8,701,824	7,823,727	-10.1%	State of NH formula for contribution to adequate education (resulting from Claremont lawsuit in late 90's); Stabilization decreasing by 4% per year
Building aid	81,944	81,944	81,944	0.0%	
Special Education Aid formerly Catastrophic Aid	100,000	152,885	122,295	22.3%	
Kindergarten(merged with Adequate Education Aid per State Budget)	0	0	0	#DIV/0!	

City of Franklin, New Hampshire						
FY2022 Budget						
Revenues						
	FY 2021			FY2022Budget		
	Council Adopted Revenues	Actual Revenues thru 6/30/21 (Unadjusted)		7/27/21 Default Budget	% Change Over Prior Year Appropriated Revenues	Account Detail
Charter school aid	30,000	39,604		30,000	0.0%	
Medicaid reimbursement	175,000	126,152		175,000	0.0%	
Tuition from other LEAS	16,000	18,293		18,000	12.5%	
E-rate funding	47,173	54,062		47,173	0.0%	
Services provided to other LEAS	0	0		0	#DIV/0!	
Indirect cost reimbursement from grants	69,000	47,351		69,000	0.0%	
Athletic receipts	3,500	0		3,500	0.0%	
Vocational Transportation Aid	7,000	5,122		5,000	-28.6%	
NH Charitable Foundation (Aware)	75,000	75,000		0	-100.0%	
Insurance Premium Holidays	97,560	148,272		98,586	1.1%	
Food Services	535,718	610,051		535,718	0.0%	
Other local revenue	2,000	2,553		2,000	0.0%	
Interest earnings	7,000	2,052		2,500	-64.3%	
Use of fund balance	402,418	580,036		1,000,000	148.5%	
Transfer from Trust Funds	0	0		0	#DIV/0!	
Federal grants & ESSER/GOFERR Funding	5,192,696	1,891,262		2,758,547	-46.9%	
Total Revenue from Component Unit - School District	15,542,721	12,536,463		12,772,990	-17.8%	
Interfund Operating Transfers In						
01-0-000-39121-000 Trans from Special Revenue Funds	17,160	17,160		17,160	0.0%	portion of cleaning contract paid by library that general fund is now providing
01-0-000-39140-000 Trans from Enterprise Funds	3,432	3,432		3,432	0.0%	portion of cleaning contract paid by water/sewer that general fund is now providing
01-0-000-39150-000 Trans from CRF's	350,000	0		0	-100.0%	Municipal Transportation Improvement Fund for Parking Lots (Keegan Block & Church Street)
01-0-000-39160-000 Trans from Trust & Agency	13,832	13,832		3,700	-73.3%	Trust Fund for Odell Park equals total expenditures for Odell Park under buildings

City of Franklin, New Hampshire					
FY2022 Budget					
Revenues					
	FY 2021		FY2022Budget		
	Council Adopted Revenues	Actual Revenues thru 6/30/21 (Unadjusted)	7/27/21 Default Budget	% Change Over Prior Year Appropriated Revenues	Account Detail
Total Interfund Operating Transfers In	384,424	34,424	24,292	-93.7%	
Other Financing Resources					
01-0-000-39399-000 Use of Fund Balance	0	0	0	#DIV/0!	
01-0-000-39900-000 Other Financing Sources - Debt Issuance	0	0	0	#DIV/0!	
Total Other Financing Resources	0	0	0	#DIV/0!	
Grand Total General Fund Revenues	38,804,646	33,778,499	33,419,559	-13.9%	
		Total revenues other than property taxes	17,370,447		
FY2020 General Fund Appropriated Expenditures Proof:					
Original Budget (Resolution 01-21)	32,071,276				
Supplemental Budget Appropriations:					
Resolution Numbers:					
03-21 ESSER Grant-School (Covid 19)	539,150.57				
04-21 SAMSHA grant-Mayor's Drug Task Force	225,000				
05-21 Rec grant through DOE and CCRSP (Covid 19)	142,600				
06-21 Election assistance grant (Covid 19)	15,757				
07-21 Land & Water Conservation Grant (Daniell Park Bath House)	90,000				
08-21 GOFERR grant (Covid 19)	206,402				
09-21 Additional Funding for School	720,613				
10-21 Transfer of Funds from Turcotte fund for Fire	10,132				
11-21 NHDOS Homeland Security grant for Emergency operations (Fire)	62,904				
12-21 GOFERR grant for School	185,200				
13-21 Child Care Assistance grant (Rec-Covid 19)	43,006.95				
16-21 CDBG Hotel Feasibility Study	25,000				
18-21 ESSER II Grant-School (Covid 19)	2,662,250				
19-21 Supplemental Appropriations	224,410				
20-21 Rec-Covid 19 Child Care monies	60,655				
21-21 Rec-Century 21 grant monies	21,041				
Non Lapsing Appropriations From Prior Year					
Resolution 4-19 (Highway Maint)	100,000				
Resolution 08-19 (Land & Water Conservation Fund-Mill City Park)	266,870				
Resoultion 16-19 (NH DOT TAP Grant-Tressel Bridge)	640,000				
Resolution 20-19 (Emergency Mgmt Plan update)	4,834				
Resolution 04-20 (CDAF Tax Credits)	429,133				

City of Franklin, New Hampshire					
FY2022 Budget					
Revenues					
	FY 2021		FY2022Budget	% Change Over	Account Detail
	Council Adopted Revenues	Actual Revenues thru 6/30/21 (Unadjusted)	7/27/21 Default Budget	Prior Year Appropriated Revenues	
Resolution 09-20 (USDA Rural Devel Grant for Economic Dev Assistance)	19,200				
Resolution 19-20 Covid 19 monies	64,907				
DRA tax rate setting adjustments	(25,695)				
Total FY2020 General Fund Appropriated Expenditures	38,804,646				
Capital Fund Revenues:					
04-0-000-39401-000 Proceeds from Notes Payable	835,988	0	0	-100.0%	Franklin Falls Mixed Use TIF amendment 1-Carry over Res #06-20
Grand Total Capital Fund Revenues	835,988	0	0	-100.0%	
Grant Fund Revenues:					
14-4-000-33111-429 Federal Grant Revenue - MMRS	20,000	4,017	20,000	0.0%	New Hampshire Metropolitan Medical Response Team pass through grant; City received \$1,000 for administration of grant (see revenue line 01-1-501-35090-000)
Grand Total Grant Fund Revenues	20,000	4,017	20,000	0.0%	
Parks & Recreation Fund Revenues:					
24-5-000-34010-000 General Fund Revenues	10,000	12,842	10,000	0.0%	Funds from program registration
24-5-211-34059-000 Admin Rec - Misc Fees	5,000	2,896	5,000	0.0%	Soda and food sales

City of Franklin, New Hampshire					
FY2022 Budget					
Revenues					
	FY 2021		FY2022Budget		
	Council Adopted Revenues	Actual Revenues thru 6/30/21 (Unadjusted)	7/27/21 Default Budget	% Change Over Prior Year Appropriated Revenues	Account Detail
24-5-211-35085-000 Admin Donations from Non Public Sources	500	540	500	0.0%	Outside donations
Grand Total Parks & Recreation Fund Revenues	15,500	16,277	15,500	0.0%	
Police Outside Detail Fund Revenues:					
25-2-000-34010-000 General Fund Revenues	15,500	10,290	17,250	11.3%	Outside detail rate \$69/hour x 250 hours
Grand Total Police Outside Detail Fund Revenues	15,500	10,290	17,250	11.3%	
Library Fund Revenues:					
31-5-521-34080-000 Library Fines	700	0	500	-28.6%	late charges - \$1.00 per day for DVDs, \$.10 per day all other materials
31-5-521-34081-000 Library Copier Fees	700	314	500	-28.6%	\$.10 per photocopy or computer printout
31-5-521-34082-000 Library Non Resident Fees	60	0	90	50.0%	
31-5-521-35020-000 Interest Income	1,200	351	1,200	0.0%	
31-5-521-35090-000 Library Misc Revenues	800	1,136	500	-37.5%	book sale, memorial gifts, bequests, donations
31-5-521-39110-000 Tranfers from GF	226,109	0	230,067	1.8%	General fund supports library wage and benefit lines plus \$51,500 stipend
31-5-521-39160-000 Transfer From Trust & Agency	22,071	39,354	22,741	3.0%	
Grand Total Library Fund Revenues	251,640	41,155	255,598	1.6%	

City of Franklin, New Hampshire					
FY2022 Budget					
Revenues					
	FY 2021		FY2022Budget	% Change Over Prior Year Appropriated Revenues	Account Detail
	Council Adopted Revenues	Actual Revenues thru 6/30/21 (Unadjusted)	7/27/21 Default Budget		
Water Fund Revenues:					
21-0-000-35020-000 Interest Income	2,169	81	100	-95.4%	
21-3-000-31110-000 Utility Tax/Rent	1,616,990	1,723,341	1,810,915	12.0%	see calculation below
21-3-000-34045-000 Connection Fees - Water	15,000	11,975	15,000	0.0%	(6) connections @ \$2500 each
21-3-000-31111-000 Quarterly Availability Fee - Water	299,400	0	299,400	0.0%	2,495 water customers @ \$30/qtr
21-3-000-34046-000 Hydrant Fee - Water	4,750	0	4,750	0.0%	19 private hydrants @ \$250/hydrant for flushing and annual inspection
21-3-000-35032-000 Lease Revenues- Cell Towers	51,793	56,549	51,793	0.0%	US Cellular \$30673.32 (\$2,556.11/mo) contract expires 1/16/26 ; Sprint \$21,120 (\$1,760 mo.) contract expires 1/1/25
21-3-000-35090-000 Misc Revenues	31,000	7,589	31,000	0.0%	Shut offs, freeze ups, etc (\$11,000); NHDES asset management grant (\$20,000)
Grand Total Water Fund Revenues	2,021,102	1,799,535	2,212,958	9.5%	
Water Rate Calculation:					
Total water expenses	1,963,821		2,212,958		
Less other water revenue:					
Interest Income	(800)		(100)		
Connection Fees	(15,000)		(15,000)		
Quarterly Base Charge	(294,360)		(299,400)		
Hydrant Fee	(4,750)		(4,750)		
Cell Tower Lease	0		(51,793)		
Miscellaneous	(28,400)		(31,000)		
Net expenses supported by water rate	1,620,511		1,810,915		
Estimated water usage in cubic feet					24,000,000
Billable units					100
Billable cubic feet	221,000		240,000	% inc (dec) over PY rate	
Rate per 100 cubic feet of water used	7.32		7.55	3.0%	FY2018 Rate = \$6.45
					FY2019 Rate = \$6.53
each \$25,000 of additional appropriation increases rate per 100 cubic feet by	0.10				FY2020 Rate = \$7.32

City of Franklin, New Hampshire					
FY2022 Budget					
Revenues					
	FY 2021		FY2022Budget		
	Council Adopted Revenues	Actual Revenues thru 6/30/21 (Unadjusted)	7/27/21 Default Budget	% Change Over Prior Year Appropriated Revenues	Account Detail
Sewer Fund Revenues:					
22-0-000-35020-000 Interest Income	736	29	50	-93.2%	
22-0-000-39399-000 Use of Retained Earnings	0	0	0	#DIV/0!	
22-3-000-31110-000 Utility Tax/Rent	1,285,414	1,317,210	1,371,073	6.7%	see calculation below
22-3-000-34045-000 Connection Fees - Sewer	6,000	1,500	6,000	0.0%	(3) @ \$1,500 each
22-3-000-31111-000 Quarterly Base Charge - Sewer	233,400	0	233,400	0.0%	1,945 customers @ \$30/qtr
22-3-000-33591-000 Other State Grants	135,000	49,393	10,886	-91.9%	Water Pollution Grant (\$10,886)
Grand Total Sewer Fund Revenues	1,660,550	1,368,132	1,621,409	-2.4%	
Sewer Rate Calculation:					
Total sewer expenses	1,579,734		1,621,409		
Less other sewer revenue:					
Interest Income	(400)		(50)		
Use of Retained Earnings	0		0		
Connection Fees	(3,000)		(6,000)		
Quarterly Base Charge	(226,560)		(233,400)		
State Grant	(70,886)		(10,886)		
Net expenses supported by sewer rate	1,278,888		1,371,073		
Estimated sewer discharge in cubic feet					19,500,000
Billable units					100
Billable cubic feet	183,750		195,000	% inc (dec) over PY rate	
Rate per 100 cubic feet of sewer discharged	7.00		7.03	0.4%	FY2018 Rate = \$6.91
					FY2019 Rate = \$6.96
each \$25,000 of additional appropriation increases rate per 100 cubic feet by	0.13				FY2020 Rate = \$7.00

***CITY OF FRANKLIN, NEW HAMPSHIRE
FISCAL YEAR 2022 DEFAULT BUDGET***



SECTION 8 - EXPENDITURES/EXPENSES

City of Franklin, New Hampshire

FY2022 Budget

Expenditure/Expense Summary

Fund/Cost Center	FY 2021			FY2022 Budget	
	Prior Year Encumbrances	Council Adopted Expenditures	Actual Expenditures (thru 06/30/21 Unadjusted)	7/27/21 Default Budget	% Change Over Prior Year Appropriated Expenditures
GENERAL FUND EXPENDITURES:					
General Government					
Executive	100,000	425,600	382,777	417,022	-2.0%
Election, Registration & Vital Statistics	10,707	228,871	216,691	196,192	-14.3%
Financial Administration	24,280	521,186	524,732	525,926	0.9%
Legal	0	38,100	64,827	40,100	5.2%
Planning & Zoning	0	179,548	200,247	201,804	12.4%
Buildings	123,519	142,787	231,618	161,054	12.8%
Insurance	0	130,600	144,745	125,772	-3.7%
Other	0	297,404	84,705	25,595	-91.4%
Total General Government	258,506	1,964,096	1,850,342	1,693,464	-13.8%
Public Safety					
Police	71,749	3,401,741	3,221,776	3,587,743	5.5%
Ambulance	21,495	170,291	174,728	158,501	-6.9%
Fire	18,551	2,424,226	2,473,220	2,454,730	1.3%
Emergency Management	1,500	72,469	62,496	6,689	-90.8%
Total Public Safety	113,295	6,068,727	5,932,220	6,207,663	2.3%
Highways & Streets					
Administration	18,400	131,955	160,205	153,808	16.6%
Highways & Streets	550,372	921,989	1,118,089	852,082	-7.6%
Street Lighting	0	99,486	50,127	99,486	0.0%
Other	0	411,060	405,590	398,319	-3.1%
Total Highways & Streets	568,772	1,564,490	1,734,010	1,503,694	-3.9%
Sanitation					
Solid Waste Collection	0	220,000	183,333	228,000	3.6%
Solid Waste Disposal	0	756,292	897,339	871,405	15.2%
Total Sanitation	0	976,292	1,080,672	1,099,405	12.6%

City of Franklin, New Hampshire

FY2022 Budget

Expenditure/Expense Summary

Fund/Cost Center	FY 2021			FY2022 Budget	
	Prior Year Encumbrances	Council Adopted Expenditures	Actual Expenditures (thru 06/30/21 Unadjusted)	7/27/21 Default Budget	% Change Over Prior Year Appropriated Expenditures
Health					
Animal Control	0	20,000	20,000	20,000	0.0%
Health Agencies, Hospitals, Other	0	41,379	41,379	41,379	0.0%
Mayor's Drug & Alcohol Abuse Task Force	0	256,136	172,011	300,000	17.1%
Total Health	0	317,515	233,390	361,379	13.8%
Welfare					
Administration	0	58,574	58,117	58,902	0.6%
Direct Assistance	0	42,500	3,268	42,500	0.0%
Burials	0	7,000	3,935	5,000	-28.6%
Total Welfare	0	108,074	65,320	106,402	-1.5%
Culture & Recreation					
Parks & Recreation	0	914,721	817,156	697,606	-23.7%
Other	0	421,127	413,679	426,873	1.4%
Total Culture & Recreation	0	1,335,848	1,230,835	1,124,479	-15.8%
Conservation & Development					
Economic Development	4,500	1,480,203	436,142	100,000	-93.2%
Total Conservation & Development	4,500	1,480,203	436,142	100,000	-93.2%
Debt Service					
Principal - Bonds & Notes	0	170,519	252,341	174,894	2.6%
Interest - Bonds & Notes	0	27,990	31,164	23,614	-15.6%
Capital Leases - Principal & Interest	19,599	187,601	141,171	162,719	-13.3%
Total Debt Service	19,599	386,110	424,676	361,228	-6.4%
Capital Outlay	0	656,250	44,300	0	-100.0%
Component Unit - School District	177,618	21,211,814	16,907,564	18,558,965	-12.5%

City of Franklin, New Hampshire

FY2022 Budget

Expenditure/Expense Summary

Fund/Cost Center	FY 2021			FY2022 Budget	
	Prior Year Encumbrances	Council Adopted Expenditures	Actual Expenditures (thru 06/30/21 Unadjusted)	7/27/21 Default Budget	% Change Over Prior Year Appropriated Expenditures
Interfund Operating Transfers Out					
Special Revenue Funds	0	226,759	650	230,716	1.7%
Capital Reserve Funds	0	474,106	249,969	70,000	-85.2%
Total Interfund Operating Transfers Out	0	700,865	250,619	300,716	-57.1%
Transfer to Component Unit - School Distr	0	0	0	0	#DIV/0!
Total City Budget	1,142,290	36,770,283	30,190,090	31,417,394	-14.6%
Payments to Others	0	2,034,365	1,933,208	2,002,165	-1.6%
Total General Fund Expenditures	1,142,290	38,804,646	32,123,298	33,419,559	-13.9%
	TRUE	TRUE	TRUE	TRUE	
CAPITAL PROJECTS EXPENDITURES	0	835,988	0	0	-100.0%
GRANT FUND EXPENDITURES	0	20,000	9,278	20,000	0.0%
PARKS & RECREATION SPECIAL REVENUE FUND EXPENDITURES	0	15,500	13,083	15,500	0.0%
OUTSIDE POLICE DETAILS SPECIAL REVENUE FUND EXPENDITURES	0	15,500	7,760	17,250	11.3%
LIBRARY SPECIAL REVENUE FUND EXPENDITURES	0	251,640	208,167	255,597	1.6%
WATER ENTERPRISE FUND EXPENSES	N/A	2,021,102	1,677,561	2,212,958	9.5%
SEWER ENTERPRISE FUND EXPENSES	N/A	1,660,550	1,368,534	1,621,409	-2.4%

City of Franklin, New Hampshire						
FY2022 Budget						
Expenditures						
		FY 2021		FY2022 Budget		
	Prior Year Encumbrances	Council Adopted Expenditures	Actual Expenditures (thru 6/30/21 Unadjusted)	7/27/21 Default Budget	% Change Over Prior Year Appropriated Expenditures	Account Detail
GENERAL FUND EXPENDITURES:						
GENERAL GOVERNMENT - EXECUTIVE "Franklin for a Lifetime"...					
City Council						
01-1-301-40130-000 Mayor/City Council Elected Official Wages		4,700	4,292	4,700	0.0%	(1) mayor @ \$2,000/yr.; (9) councilors @\$300/yr.
01-1-301-40220-000 Mayor/City Council Social Security		291	266	291	0.1%	6.2% (set by federal government)
01-1-301-40225-000 Mayor/City Council Medicare		68	62	68	0.2%	1.45% (set by federal government)
01-1-301-40260-000 Mayor/City Council WC Ins		11	10	13	16.5%	9.1% increase in contribution rates from FY21; premiums are a % of wages
01-1-301-40560-000 Mayor/City Council Membership/Dues		6,847	6,846	7,000	2.2%	NHMA dues
01-1-301-40611-000 Mayor/City Council Supplies - Spec Department		900	281	900	0.0%	
Total City Council	0	12,818	11,757	12,972	1.2%	
City Manager's Office						
01-1-302-40110-000 City Mgr Office FT Wages		153,141	148,839	154,917	1.2%	City Manager (Milner) & Executive Assistant (Lanzillo)
01-1-302-40140-000 City Mgr Office OT Wages		5,000	7,794	5,000	0.0%	Executive Assistant taking minutes at night meetings
01-1-302-40210-000 City Mgr Office Health & Dental Ins		61,584	62,319	58,841	-4.5%	Medical (New Hampshire Interlocal Trust Harvard Pilgrim) an overall reduction of 4.69% due to taking a different plan option as original increase in premiums were estimated at 2.46% over FY21 rates Dental(Anthem) No change in rates from FY21
01-1-302-40215-000 City Mgr Office Life Ins		1,444	1,339	1,400	-3.0%	Decrease due to provider change-Change from Mutual of Omaha to Boston Mutual
01-1-302-40220-000 City Mgr Office Social Security		9,805	9,542	9,915	1.1%	6.2% (set by federal government)
01-1-302-40225-000 City Mgr Office Medicare		2,293	2,246	2,319	1.1%	1.45% (set by federal government)

City of Franklin, New Hampshire						
FY2022 Budget						
Expenditures						
		FY 2021		FY2022 Budget		
	Prior Year Encumbrances	Council Adopted Expenditures	Actual Expenditures (thru 6/30/21 Unadjusted)	7/27/21 Default Budget	% Change Over Prior Year Appropriated Expenditures	Account Detail
01-1-302-40230-000 City Mgr Office NHRS		17,664	16,989	22,484	27.3%	Retirement rates as of 7/1/21: 14.06% employee, 21.02% teacher, 33.88% police, 32.99% fire
01-1-302-40250-000 City Mgr Office Unemployment		62	59	62	0.0%	No Change in rate from FY21; premiums are allocated per regularly scheduled employee
01-1-302-40260-000 City Mgr Office WC Ins		375	334	431	15.0%	9.1% increase in contribution rates from FY21; premiums are a % of wages
01-1-302-40290-000 City Mgr Office Prof Devel		2,000	29	2,000	0.0%	City Manager continuing education
01-1-302-40291-000 City Mgr Office Staff Devel		300	0	300	0.0%	Executive Assistant continuing education
01-1-302-40341-000 City Mgr Office Telephone		1,300	1,133	1,300	0.0%	office & cellular phone
01-1-302-40390-000 City Mgr Office Other Prof Services		0	0	15,000	#DIV/0!	Pay & Classification Study
01-1-302-40491-000 City Mgr Office - Nuisance Abatement	100,000	61,155	66,746	50,000	-18.2%	clean up of nuisance and/or deeded properties and RSA 155 properties
01-1-302-40529-000 City Mgr Office - Joint Loss Safety		1,000	754	1,000	0.0%	Joint Loss Safety Committee
01-1-302-40560-000 City Mgr Office Membership/Dues		1,100	310	1,100	0.0%	ICMA, NHMMA & GFOA dues
01-1-302-40599-000 City Mgr Office - Contingent Grant		30,000	27,681	30,000	0.0%	used to accept and expend various small, non matching grants and donations throughout the year; 100% offset by revenue line 01-0-000-33540-000
01-1-302-40599-404 City Manager Contingent Grant Drug Free Communities		15,000	19,835	0	-100.0%	used to record soft match for the Mayor's Drug Task Force - 100% offset by revenue line 01-0-000-33540-404 N/A for FY22 as grant ended in FY21
01-1-302-40625-000 City Mgr Office Postage		100	158	150	50.0%	
01-1-302-40670-000 City Mgr Office Books & Pub		500	0	250	-50.0%	resource material for city manager & newspaper subscriptions for city departments
01-1-302-40898-000 City Mgr Office Contingency		48,959	4,914	47,579	-2.8%	unanticipated expenditures in lieu of supplemental budget appropriation
Total City Manager's Office	100,000	412,782	371,020	404,049	-0.4%	
TOTAL GENERAL GOVERNMENT - EXECUTIVE	100,000	425,600	382,777	417,022	-2.0%	

City of Franklin, New Hampshire						
FY2022 Budget						
Expenditures						
		FY 2021		FY2022 Budget		
	Prior Year Encumbrances	Council Adopted Expenditures	Actual Expenditures (thru 6/30/21 Unadjusted)	7/27/21 Default Budget	% Change Over Prior Year Appropriated Expenditures	Account Detail
GENERAL GOVERNMENT - ELECTION, REGISTRATIONS & VITAL STATISTICS						
City Clerk/Tax Collector Office	<i>... "where our goal is to offer our residents professional, courteous and timely service" ...</i>					
01-1-401-40110-000 City Clerk/Tax FT Wages		88,318	84,083	83,307	-5.7%	65% of wages for City Clerk/Tax Collector (Gargano); Deputy City Clerk/Tax Collector (Davis); Account Clerk (Open); 35% wages in water/sewer funds
01-1-401-40110-127 City Clerk/Tax FT Wages COVID CARES State Elections		15,757	9,104	0	-100.0%	
01-1-401-40210-000 City Clerk/Tax Health & Dental Ins		67,889	65,976	64,880	-4.4%	Medical (New Hampshire Interlocal Trust Harvard Pilgrim) an overall reduction of 4.69% due to taking a different plan option as original increase in premiums were estimated at 2.46% over FY21 rates Dental(Anthem) No change in rates from FY21
01-1-401-40215-000 City Clerk/Tax Life Ins		711	724	658	-7.5%	Decrease due to provider change-Change from Mutual of Omaha to Boston Mutual
01-1-401-40220-000 City Clerk/Tax Social Security		5,476	5,453	5,165	-5.7%	6.2% (set by federal government)
01-1-401-40225-000 City Clerk/Tax Medicare		1,281	1,285	1,208	-5.7%	1.45% (set by federal government)
01-1-401-40230-000 City Clerk/Tax NHRS		9,865	9,878	11,713	18.7%	Retirement rates as of 7/1/21: 14.06% employee, 21.02% teacher, 33.88% police, 32.99% fire
01-1-401-40250-000 City Clerk/Tax Unemployment		60	65	60	0.8%	No Change in rate from FY21; premiums are allocated per regularly scheduled employee
01-1-401-40260-000 City Clerk/Tax WC Ins		212	189	227	7.1%	9.1% increase in contribution rates from FY21; premiums are a % of wages
01-1-401-40290-000 City Clerk/Tax Prof Devel		1,550	0	1,800	16.1%	Tax & Clerk Conferences (Gargano), Tax Workshop (All), City Clerk Workshop (All), NHGFOA Conference (Gargano)
01-1-401-40341-000 City Clerk/Tax Telephone		400	386	400	0.0%	Telephone expenses
01-1-401-40390-000 City Clerk/Tax Other Prof Serv.		2,210	2,190	2,210	0.0%	Title search for liens & deeds
01-1-401-40391-000 City Clerk/Tax Code Book		3,000	1,877	3,000	0.0%	Website e-code updates
01-1-401-40440-000 City Clerk/Tax Equip Lease	10,107	800	9,217	1,780	122.5%	copier agreement \$800, annual maintenance fee for folder/insert machine \$1680 per year (7 months for this year due to proration \$980)

City of Franklin, New Hampshire						
FY2022 Budget						
Expenditures						
		FY 2021		FY2022 Budget		
	Prior Year Encumbrances	Council Adopted Expenditures	Actual Expenditures (thru 6/30/21 Unadjusted)	7/27/21 Default Budget	% Change Over Prior Year Appropriated Expenditures	Account Detail
01-1-401-40550-000 City Clerk/Tax Printing		700	531	700	0.0%	preprinted tax bills & first class envelopes
01-1-401-40560-000 City Clerk/Tax Membership/Dues		95	40	95	0.0%	NH Clerk's Association/NH Tax Collector's Association, New England Clerk's Assoc.
01-1-401-40611-000 City Clerk/Tax Supplies - Spec Department		1,200	1,354	1,200	0.0%	State printer cartridges & dog tags
01-1-401-40625-000 City Clerk/Tax Postage		7,500	9,531	7,500	0.0%	
01-1-401-40626-000 City Clerk/Tax Registry Fees		1,000	708	1,000	0.0%	Tax redemptions/Registry fees
01-1-401-40670-000 City Clerk/Tax Books & Pub		400	420	400	0.0%	Digital subscription for red & blue book values
Total City Clerk/Tax Collector Office	10,107	208,424	203,012	187,303	-10.1%	
Elections						
01-1-403-40130-000 Elections Elected Official Wages		13,365	5,277	5,025	-62.4%	(1) Election; October 2021 (City Election)
01-1-403-40260-000 Elections WC Ins		32	28	14	-57.2%	9.1% increase in contribution rates from FY21; premiums are a % of wages
01-1-403-40439-000 Elections Other Contracted Services		750	900	900	20.0%	3 wards at \$300/ward
01-1-403-40611-000 Elections Supplies - Spec Department	600	5,300	6,617	2,200	-58.5%	election worker food (\$300); supplies (\$400); Ballots and ballot coding for voting machines (\$1,500)
01-1-403-40625-000 Elections Postage		1,000	856	750	-25.0%	Voter Registration list purge in summer of 2021, more postage required to send out letters.
Total Elections	600	20,447	13,679	8,889	-56.5%	
TOTAL GENERAL GOVERNMENT - ELECTION, REGISTRATIONS & VITAL STATISTICS	10,707	228,871	216,691	196,192	-14.3%	

City of Franklin, New Hampshire						
FY2022 Budget						
Expenditures						
		FY 2021		FY2022 Budget		
	Prior Year Encumbrances	Council Adopted Expenditures	Actual Expenditures (thru 6/30/21 Unadjusted)	7/27/21 Default Budget	% Change Over Prior Year Appropriated Expenditures	Account Detail
GENERAL GOVERNMENT - FINANCIAL ADMINISTRATION						
Finance Office	<i>Facilitate, implement and maintain appropriate financial policies and internal control structure to efficiently and accurately process, record and report all of the City's financial activity in accordance with applicable laws, currently accepted governmental accounting promulgation and generally accepted accounting principles (GAAP). To work interactively with as well as provide reliable and relevant reporting to agencies, officials, management, and taxpayers for results that are both informed and in the best interest of the City of Franklin.</i>					
01-1-501-40110-000 Finance Office FT Wages		160,044	160,220	163,620	2.2%	Finance Director (Gaudette 80%); Accountant (Newton 80%); Finance Assistant (Kulacz 90%); remaining wages in water/sewer funds
01-1-501-40130-000 Finance Office Elected Official Wages		1,500	1,500	1,500	0.0%	Stipend for Treasurer (Lanzillo \$1,000) & Deputy Treasurer's (Creasey & Ryea \$250 each)
01-1-501-40140-000 Finance Office OT Wages		1,000	802	3,600	260.0%	Additional hours needed for special projects
01-1-501-40210-000 Finance Office Health & Dental Ins		73,138	72,061	69,875	-4.5%	Medical (New Hampshire Interlocal Trust Harvard Pilgrim) an overall reduction of 4.69% due to taking a different plan option as original increase in premiums were estimated at 2.46% over FY21 rates Dental(Anthem) No change in rates from FY21
01-1-501-40215-000 Finance Office Life Ins		1,260	1,258	1,261	0.1%	Decrease due to provider change-Change from Mutual of Omaha to Boston Mutual
01-1-501-40220-000 Finance Office Social Security		10,078	10,168	10,461	3.8%	6.2% (set by federal government)
01-1-501-40225-000 Finance Office Medicare		2,357	2,378	2,446	3.8%	1.45% (set by federal government)
01-1-501-40230-000 Finance Office NHRS		18,128	18,551	23,687	30.7%	Retirement rates as of 7/1/21: 14.06% employee, 21.02% teacher, 33.88% police, 32.99% fire
01-1-501-40250-000 Finance Office Unemployment		77	73	77	0.3%	No Change in rate from FY21; premiums are allocated per regularly scheduled employee
01-1-501-40260-000 Finance Office WC Ins		389	346	457	17.4%	9.1% increase in contribution rates from FY21; premiums are a % of wages
01-1-501-40290-000 Finance Office Prof Devel	7,200	2,000	0	2,000	0.0%	Finance Director continuing education (AICPA/GFOA/APA). Includes 8 hours of Accufund training at \$300 per hour
01-1-501-40291-000 Finance Office Staff Devel		2,800	0	2,800	0.0%	Accountant & Finance Assistant - AccuFund Accounting Software User's Group; American Payroll Association. Specialized payroll training in Accufund for Finance Assistant \$800
01-1-501-40330-000 Finance Office Audit		24,975	22,975	25,000	0.1%	Audit \$22,500 total - \$18,000 general fund (80%), \$3,375 water (15%), \$1125 sewer (5%); OPEB Actuarial Study (\$2,000); Single Audit \$5,000 (\$2,500 offset by revenue see line 01-9-014-33110-000)
01-1-501-40560-000 Finance Office Membership/Dues		500	240	500	0.0%	\$180 GFOA (office); \$70 NHGFOA (Finance Director & Newton); \$15 NEGFOA (Gaudette); \$15 ANHPEHRA (office); \$220 American Payroll Association (Kulacz)
01-1-501-40625-000 Finance Office Postage		2,500	2,093	2,500	0.0%	Accounts payable and payroll
01-1-501-40670-000 Finance Office Books & Pub		900	844	900	0.0%	\$300 Governmental GAAP ; Misc Finance Publication/Books
Total Finance Office	7,200	301,646	293,509	310,683	3.0%	

City of Franklin, New Hampshire						
FY2022 Budget						
Expenditures						
		FY 2021		FY2022 Budget		
	Prior Year Encumbrances	Council Adopted Expenditures	Actual Expenditures (thru 6/30/21 Unadjusted)	7/27/21 Default Budget	% Change Over Prior Year Appropriated Expenditures	Account Detail
Assessing Office						
01-1-503-40110-000 Assessing FT Wages		52,106	51,952	52,788	1.3%	Assessing Technician (Paquin)
01-1-503-40210-000 Assessing Health & Dental Ins		0	0	0	#DIV/0!	Medical (New Hampshire Interlocal Trust Harvard Pilgrim) an overall reduction of 4.69% due to taking a different plan option as original increase in premiums were estimated at 2.46% over FY21 rates Dental(Anthem) No change in rates from FY21
01-1-503-40215-000 Assessing Life Ins		350	353	350	0.1%	Decrease due to provider change-Change from Mutual of Omaha to Boston Mutual
01-1-503-40220-000 Assessing Social Security		3,231	3,040	3,273	1.3%	6.2% (set by federal government)
01-1-503-40225-000 Assessing Medicare		756	711	765	1.2%	1.45% (set by federal government)
01-1-503-40230-000 Assessing NHRS		4,848	4,671	6,253	29.0%	Retirement rates as of 7/1/21: 14.06% employee, 21.02% teacher, 33.88% police, 32.99% fire
01-1-503-40250-000 Assessing Unemployment		31	30	31	0.0%	No Change in rate from FY21; premiums are allocated per regularly scheduled employee
01-1-503-40260-000 Assessing WC Ins		104	93	121	16.6%	9.1% increase in contribution rates from FY21; premiums are a % of wages
01-1-503-40291-000 Assessing Staff Devel		200	0	200	0.0%	continuing education for Assessing Technician
01-1-503-40336-000 Assessing Assessing		56,000	56,718	56,000	0.0%	Annual Assessing Contract \$55,0000 plus \$1000 for extra services
01-1-503-40341-000 Assessing Telephone		400	194	400	0.0%	
01-1-503-40342-000 Assessing Software Maint		6,601	6,601	6,725	1.9%	\$3853 Avitar Annual software support cost-not included in regular annual contract; \$2872 annual cost from Avitar for Assessing internet kiosk-public data hosting
01-1-503-40440-000 Assessing Equip Lease		1,000	550	1,000	0.0%	copier lease & maintenance contract
01-1-503-40560-000 Assessing Membership/Dues		20	20	250	1150.0%	NH Association of Assessing Official, The Registry Review Yrly Subscription
01-1-503-40610-000 Assessing Supplies - Operating		150	0	150	0.0%	office supplies
01-1-503-40625-000 Assessing Postage		1,000	112	1,000	0.0%	
Total Assessing Office	0	126,796	125,043	129,306	2.0%	

City of Franklin, New Hampshire						
FY2022 Budget						
Expenditures						
		FY 2021		FY2022 Budget		
	Prior Year Encumbrances	Council Adopted Expenditures	Actual Expenditures (thru 6/30/21 Unadjusted)	7/27/21 Default Budget	% Change Over Prior Year Appropriated Expenditures	Account Detail
Information Technology						
01-1-506-40342-000 IT Software Maint	4,500	25,988	29,271	24,500	-5.7%	AccuFund financial software (\$6,188.75 total - \$4,827.23 general, \$680.76 water, \$680.76 sewer); Avitar Clerks, utility billing , tax software (\$10,440 total - \$6,786 general, \$1,827 water, \$1,827 sewer); FirstLight Fiber Internet (\$5,900 total - \$5,476 general, \$212 ea water & sewer)Website Hosting-Civic Plus (\$2,756.25 through 3/31/22, \$551.25 each general, water, sewer, Mayor's Drug Task Force, FBIDC); \$5,100 Sentinel One Antivirus (\$4,080 general (80%), \$765 water (15%), \$255 sewer (5%) ; \$3,384 Office 365 backups (\$2,707.20 general (80%), \$507.60 water(15%), \$169.20 sewer (5%))
01-1-506-40390-000 IT Other Prof Serv.	12,580	66,755	76,908	61,436	-8.0%	IT contract (\$68,820 total - \$55,056 general fund(80%), \$10,323 water (15%), \$3,441 sewer (5%) Email and scheduled PC replacements are included in this contract); \$1,500 Bristol teminal server support;\$4,880 for CJIS required updates for Police Dept.
Total Information Technology	17,080	92,743	106,179	85,936	-7.3%	
TOTAL GENERAL GOVERNMENT - FINANCIAL ADMINISTRATION	24,280	521,186	524,732	525,926	0.9%	
GENERAL GOVERNMENT - LEGAL						
01-1-531-40320-000 General Legal Legal		29,000	40,934	30,000	3.4%	City Solicitor Paul Fitzgerald of Wescott Law, PA retainer (\$1,175/month or \$14,100 annually); expenses, project hours and litigation beyond the monthly retainer
01-1-531-40323-000 General Legal Legal - PBA		2,600	0	2,600	0.0%	Planning board legal costs
01-1-531-40324-000 General Legal Legal - ZBA		5,500	0	5,500	0.0%	Zoning board legal costs
01-1-531-40325-000 General Legal Outside Legal		1,000	23,893	2,000	100.0%	Legal counsel other than City Solicitor (representation conflict, expertise, etc.)
TOTAL GENERAL GOVERNMENT - LEGAL	0	38,100	64,827	40,100	5.2%	

City of Franklin, New Hampshire						
FY2022 Budget						
Expenditures						
		FY 2021		FY2022 Budget		
	Prior Year Encumbrances	Council Adopted Expenditures	Actual Expenditures (thru 6/30/21 Unadjusted)	7/27/21 Default Budget	% Change Over Prior Year Appropriated Expenditures	Account Detail
GENERAL GOVERNMENT - PLANNING & ZONING						
		<i>We welcome the opportunity to talk with you about any land use issue or any proposed project so that we can assist you and help insure that you have all the information you need to insure that the requirements of the land use ordinances are satisfied and that the interests of all property owners are properly protected.</i>				
01-1-911-40110-000 Planning FT Wages		126,557	142,758	115,624	-8.6%	Planning & Zoning Director/Special Projects Coordinator (Open); Part Time Administrative Secretary (Bibbins)
01-1-911-40210-000 Planning Health & Dental Ins		13,390	13,661	45,603	240.6%	Medical (New Hampshire Interlocal Trust Harvard Pilgrim) an overall reduction of 4.69% due to taking a different plan option as original increase in premiums were estimated at 2.46% over FY21 rates Dental(Anthem) No change in rates from FY21
01-1-911-40215-000 Planning Life Ins		701	682	624	-11.0%	Decrease due to provider change-Change from Mutual of Omaha to Boston Mutual
01-1-911-40220-000 Planning Social Security		7,847	8,858	7,169	-8.6%	6.2% (set by federal government)
01-1-911-40225-000 Planning Medicare		1,835	2,072	1,677	-8.6%	1.45% (set by federal government)
01-1-911-40230-000 Planning NHRS		10,104	9,779	11,486	13.7%	Retirement rates as of 7/1/21: 14.06% employee, 21.02% teacher, 33.88% police, 32.99% fire
01-1-911-40250-000 Planning Unemployment		62	59	62	0.0%	No Change in rate from FY21; premiums are allocated per regularly scheduled employee
01-1-911-40260-000 Planning WC Ins		5,002	4,451	5,394	7.8%	9.1% increase in contribution rates from FY21; premiums are a % of wages
01-1-911-40290-000 Planning Prof Devel		150	0	150	0.0%	This involves costs for educational workshops for Board members
01-1-911-40291-000 Planning Staff Devel		50	0	100	100.0%	This involves costs for educational workshops for staff
01-1-911-40341-000 Planning Telephone		450	387	450	0.0%	This is a standard office expenditure
01-1-911-40439-000 Planning Other Contracted Services		4,700	7,550	4,700	0.0%	P & Z will continue to pay for the annual maintenance of the tax maps [\$3,700] and will contribute one-half [\$1,000] of the annual costs associated with the public hosting fee of \$2,000. The tax maps are available online for easy access by residents, real estate agents, and others.
01-1-911-40440-000 Planning Equip Lease		900	550	900	0.0%	Maintenance costs associated with copy machine that is shared between Planning and Assessing
01-1-911-40560-000 Planning Membership/Dues		6,650	6,466	6,466	-2.8%	Lakes Region Planning Commission (\$6,386) ; NH Planner Association (\$80)
01-1-911-40625-000 Planning Postage		1,000	2,809	1,200	20.0%	Mailing costs for Board member packages, abutter notices, and general mailings. The City is compensated for the abutter mailings through applications to the two Boards.
01-1-911-40670-000 Planning Books & Pub		150	167	200	33.3%	Educational materials for staff and board members including the annual updates for land use legislation; we are trying to reduce the costs by utilizing online materials as much as possible. The figure is increased slightly from FY 21 as the price of some critical publications [for example an important Legal handbook] have risen.
TOTAL GENERAL GOVERNMENT - PLANNING & ZONING	0	179,548	200,247	201,804	12.4%	

City of Franklin, New Hampshire						
FY2022 Budget						
Expenditures						
		FY 2021		FY2022 Budget		
	Prior Year Encumbrances	Council Adopted Expenditures	Actual Expenditures (thru 6/30/21 Unadjusted)	7/27/21 Default Budget	% Change Over Prior Year Appropriated Expenditures	Account Detail
GENERAL GOVERNMENT - BUILDINGS						
City Hall						
01-1-941-40410-000 City Hall Electricity		6,000	3,685	6,000	0.0%	Energy budget lines assume usage prior to energy project. Savings in these lines due to energy project upgrades are used for energy project lease payment (7 of 12)
01-1-941-40411-000 City Hall Heating Oil/Gas		17,079	15,007	17,079	0.0%	Energy budget lines assume usage prior to energy project. Savings in these lines due to energy project upgrades are used for energy project lease payment (7 of 12)
01-1-941-40412-000 City Hall Water/Sewer		2,210	1,930	2,210	0.0%	Water and sewer charges to city hall; increased water and sewer use!
01-1-941-40430-000 City Hall Bldg Repairs & Maint	6,000	1,500	5,871	1,500	0.0%	Ongoing maintenance activities
01-1-941-40439-000 City Hall Other Contracted Services	41,500	10,130	31,073	10,130	0.0%	Council chambers maint \$500; windows cleaning \$980; fire alarm & extinguisher maintenance \$2,500; heating system maintenance \$800; carpet cleaning \$600; emergency light testing & inspection \$750; Slate roof repair \$4000
01-1-941-40690-000 City Hall Misc Supplies		1,700	998	1,700	0.0%	restroom (paper, soap) & cleaning supplies (in house 2nd year)
Total City Hall	47,500	38,619	58,563	38,619	0.0%	
Proulx, Parks & Beaches						
01-1-942-40410-000 Parks & Beaches Electricity		8,000	7,200	8,000	0.0%	Energy budget lines assume usage prior to energy project. Savings in these lines due to energy project upgrades are used for energy project lease payment (7 of 12)
01-1-942-40411-000 Parks & Beaches Heating Oil/Gas		10,000	7,397	10,000	0.0%	Energy budget lines assume usage prior to energy project. Savings in these lines due to energy project upgrades are used for energy project lease payment (7 of 12)
01-1-942-40412-000 Parks & Beaches Water/Sewer		1,100	6,116	4,500	309.1%	water and sewer charges to various facilities
01-1-942-40430-000 Parks & Beaches Bldg Repairs & Maint		3,500	10,996	7,350	110.0%	Ongoing maintenance to dugouts; fencing; restrooms; bath houses; vandal repair, (\$3,500)
01-1-942-40439-000 Parks & Beaches Other Contracted Services	59,919	6,207	30,175	6,207	0.0%	Heating system maintenance \$500; gym floors \$2,500, alarm system service \$700; emergency light testing & inspection \$507; back door replacement \$2,000
01-1-942-40690-000 Parks & Beaches Misc Supplies		5,000	1,567	6,000	20.0%	restroom (paper, soap) & cleaning supplies; signage all city parks & beaches, wood chips \$2500

City of Franklin, New Hampshire						
FY2022 Budget						
Expenditures						
		FY 2021		FY2022 Budget		
	Prior Year Encumbrances	Council Adopted Expenditures	Actual Expenditures (thru 6/30/21 Unadjusted)	7/27/21 Default Budget	% Change Over Prior Year Appropriated Expenditures	Account Detail
Total Proulx, Parks & Beaches	59,919	33,807	63,452	42,057	24.4%	
Odell Cottage						
01-1-943-40411-000 Odell Cottage Heating Oil/Gas		2,800	2,063	2,800	0.0%	100% reimbursement from trust fund - see revenue line 01-0-000-39160-000
01-1-943-40412-000 Odell Cottage Water/Sewer		400	255	400	0.0%	100% reimbursement from trust fund - see revenue line 01-0-000-39160-000
01-1-943-40430-000 Odell Cottage Bldg Repairs & Maint		500	6,125	500	0.0%	100% reimbursement from trust fund - see revenue line 01-0-000-39160-000
Total Odell Cottage	0	3,700	8,443	3,700	0.0%	
Bessie Rowell Community Center	BRCC is occupied by the City's recreation department and (3) other tenants who share in expenditures of the building and maintenance. All expenditures of this cost are shared based on square footage between all (4) occupants. See revenue line 01-1-944-35040-000 for tenant share of all expenditures (over several cost centers) including \$5,000/each annual contribution to capital reserve fund.					
01-1-944-40410-000 Bessie Rowell Electricity		15,500	24,791	24,000	54.8%	Energy budget lines assume usage prior to energy project. Savings in these lines due to energy project upgrades are used for energy project lease payment (7 of 12)
01-1-944-40411-000 Bessie Rowell Heating Oil/Gas		24,000	19,645	24,000	0.0%	Energy budget lines assume usage prior to energy project. Savings in these lines due to energy project upgrades are used for energy project lease payment (7 of 12)
01-1-944-40412-000 Bessie Rowell Water/Sewer		5,161	5,886	5,910	14.5%	Water and sewer charges for BRCC
01-1-944-40430-000 Bessie Rowell Bldg Repairs & Maint		5,500	4,185	5,500	0.0%	General maintenance on building interior/ exterior
01-1-944-40439-000 Bessie Rowell Other Contracted Services	16,100	10,500	42,015	11,268	7.3%	Security system \$1,200; fire alarm inspection \$2,138; strip & wax floors \$2,680; hood inspection \$300; emergency light testing & inspection \$1,050; grease trap maint. \$750; pest control \$650; (other unforeseen \$2,500)
01-1-944-40690-000 Bessie Rowell Misc Supplies		6,000	4,640	6,000	0.0%	restroom (paper, soap) & cleaning supplies; ice melt; etc.(in house)
Total Bessie Rowell Community Center	16,100	66,661	101,161	76,678	15.0%	
TOTAL GENERAL GOVERNMENT - BUILDINGS	123,519	142,787	231,618	161,054	12.8%	

City of Franklin, New Hampshire						
FY2022 Budget						
Expenditures						
		FY 2021		FY2022 Budget		
	Prior Year Encumbrances	Council Adopted Expenditures	Actual Expenditures (thru 6/30/21 Unadjusted)	7/27/21 Default Budget	% Change Over Prior Year Appropriated Expenditures	Account Detail
GENERAL GOVERNMENT - INSURANCE						
01-1-961-40521-000 Property Ins General Liability		129,600	132,075	120,772	-6.8%	**Update FY22 Change from Travelers to Wright Ins to reduce costs.** Wright Ins \$167,739 - \$120,772.08 general(72%), \$38,579.97 water(23%), \$8,386.95 sewer(5%). liability insurances between funds based on statement of values, # of PC's, # of regularly scheduled employees, #of claims.
01-1-961-40528-000 Property Ins Gen Liab Deduct		1,000	12,671	5,000	400.0%	
TOTAL GENERAL GOVERNMENT - INSURANCE	0	130,600	144,745	125,772	-3.7%	
GENERAL GOVERNMENT - OTHER						
01-1-991-40299-000 City Hall Travel		1,500	92	1,000	-33.3%	mileage reimbursement for employees attending meetings, conferences, training, etc.
01-1-991-40440-000 Gen Gov/City Hall Equip Lease		5,095	6,867	5,095	0.0%	Copier lease \$1,442 expires 1/2/24; Postage machine lease \$1,653; Copier maintenance agreement \$2,000
01-1-991-40551-000 Gen Gov/City Hall Advert/Legal Notices		7,500	11,845	7,500	0.0%	Citywide advertising for positions, legal notices, etc.
01-1-991-40610-000 Gen Gov/City Hall Supplies - Operating		12,000	6,762	12,000	0.0%	Citywide copier/printer paper & City Hall office supplies
01-1-991-40610-123 Gen Gov/City Hall Supplies - Operating COVID-19 Expenditures		271,309	59,139	0	-100.0%	
TOTAL GENERAL GOVERNMENT - OTHER	0	297,404	84,705	25,595	-91.4%	
GRAND TOTAL GENERAL GOVERNMENT	258,506	1,964,095	1,850,342	1,693,464	-13.8%	

City of Franklin, New Hampshire						
FY2022 Budget						
Expenditures						
		FY 2021		FY2022 Budget		
	Prior Year Encumbrances	Council Adopted Expenditures	Actual Expenditures (thru 6/30/21 Unadjusted)	7/27/21 Default Budget	% Change Over Prior Year Appropriated Expenditures	Account Detail
PUBLIC SAFETY						
POLICE DEPARTMENT	<i>The Franklin Police Department is dedicated to community, people, and excellence and provides the utmost degree of police service throughout the City while practicing the tenets of integrity, ethics, and justice.</i>					
Police Admin						
01-2-101-40110-000 Police Admin FT Wages		342,267	337,013	355,916	4.0%	Chief (Goldstein); Lieutenants' (Poirier & Hale); Account Clerk (Stephens); Part Time Secretary (Freeman)
01-2-101-40210-000 Police Admin Health & Dental Ins		69,630	49,852	34,774	-50.1%	Medical (New Hampshire Interlocal Trust Harvard Pilgrim) an overall reduction of 4.69% due to taking a different plan option as original increase in premiums were estimated at 2.46% over FY21 rates Dental(Anthem) No change in rates from FY21
01-2-101-40215-000 Police Admin Life Ins		2,371	2,290	2,370	0.0%	Decrease due to provider change-Change from Mutual of Omaha to Boston Mutual
01-2-101-40220-000 Police Admin Social Security		4,561	4,000	4,586	0.5%	6.2% (set by federal government)
01-2-101-40225-000 Police Admin Medicare		4,963	4,890	5,161	4.0%	1.45% (set by federal government)
01-2-101-40230-000 Police Admin NHRS		79,125	76,687	96,561	22.0%	Retirement rates as of 7/1/21: 14.06% employee, 21.02% teacher, 33.88% police, 32.99% fire
01-2-101-40250-000 Police Admin Unemployment		155	131	155	0.0%	No Change in rate from FY21; premiums are allocated per regularly scheduled employee
01-2-101-40260-000 Police Admin WC Ins		6,732	5,990	7,925	17.7%	9.1% increase in contribution rates from FY21; premiums are a % of wages
01-2-101-40291-000 Police Admin Staff Devel		19,000	7,501	19,000	0.0%	\$2500 Training for Command Staff; \$3000 training Communications Division; \$12,000 Patrol Division; \$1500 associated cost - mileage/lodging
01-2-101-40345-000 Police Admin Equip Maint		1,800	1,460	1,800	0.0%	General office equipment repair: PBT and Radar calibration
01-2-101-40350-000 Police Admin Medical		2,500	1,113	2,500	0.0%	Drug test, psych, medical exam for hires(600+ per hire); blood tests for DWIs
01-2-101-40440-000 Police Admin Equip Lease		3,500	1,101	3,500	0.0%	Lease of photocopier
01-2-101-40551-000 Police Admin Advert/Legal Notices		3,000	159	3,000	0.0%	Ads for openings and mandatory legal notifications, food for prisoners
01-2-101-40560-000 Police Admin Membership/Dues		2,000	1,215	2,000	0.0%	Dues for NH Chiefs Association, NESPIN, American Poly Association, IACPnet
01-2-101-40610-000 Police Admin Supplies - Operating	2,727	15,000	14,362	20,000	33.3%	Custom forms, parking tickets, general office supplies, stationary, office furniture, toner-color and black/white (\$5,000)
01-2-101-40625-000 Police Admin Postage		1,000	700	1,000	0.0%	General postage , certified mailings
01-2-101-40642-000 Police Admin Uniforms		2,000	1,559	2,500	25.0%	Uniform replacement for Chief and 2 Lieutenants.

City of Franklin, New Hampshire						
FY2022 Budget						
Expenditures						
		FY 2021		FY2022 Budget		
	Prior Year Encumbrances	Council Adopted Expenditures	Actual Expenditures (thru 6/30/21 Unadjusted)	7/27/21 Default Budget	% Change Over Prior Year Appropriated Expenditures	Account Detail
01-2-101-40643-000 Police Admin Uniform Cleaning		7,000	2,973	5,000	-28.6%	Uniform dry cleaning
Total Police Admin	2,727	566,604	512,996	567,748	0.2%	
Police Investigations/Prosecution						
01-2-102-40110-000 Investigation FT Wages		266,080	250,077	311,012	16.9%	Prosecutor (Muller) Secretary (Shortt), Sergeant (Matthews), Detective (K. Poirier), 1 FT position Det/Patrol officer (Open)
01-2-102-40140-000 Investigation OT Wages		20,000	9,359	20,000	0.0%	Medical (New Hampshire Interlocal Trust Harvard Pilgrim) an overall reduction of 4.69% due to taking a different plan option as original increase in premiums were estimated at 2.46% over FY21 rates Dental(Anthem) No change in rates from FY21
01-2-102-40210-000 Investigation Health & Dental Ins		76,476	75,223	99,204	29.7%	
01-2-102-40215-000 Investigation Life Ins		1,861	1,770	2,310	24.1%	Decrease due to provider change-Change from Mutual of Omaha to Boston Mutual
01-2-102-40220-000 Investigation Social Security		7,994	8,067	8,734	9.3%	6.2% (set by federal government)
01-2-102-40225-000 Investigation Medicare		4,148	3,833	4,800	15.7%	1.45% (set by federal government)
01-2-102-40230-000 Investigation NHRS		53,745	50,166	85,126	58.4%	Retirement rates as of 7/1/21: 14.06% employee, 21.02% teacher, 33.88% police, 32.99% fire
01-2-102-40250-000 Investigation Unemployment		155	163	155	0.0%	No Change in rate from FY21; premiums are allocated per regularly scheduled employee
01-2-102-40260-000 Investigation WC Ins		4,331	3,853	6,075	40.3%	9.1% increase in contribution rates from FY21; premiums are a % of wages
01-2-102-40290-000 Investigation Prof Devel		6,000	89	6,000	0.0%	Prosecutor CLEs, supplies; Training for detectives
01-2-102-40390-000 Investigation Other Prof Serv.		6,000	2,098	6,000	0.0%	Tows to impound, supplies for crime scene investigation(water/food extended scenes)Homicides, Barricaded subjects..
01-2-102-40560-000 Investigation Membership/Dues		1,000	545	1,000	0.0%	NH Bar Association, American Bar Association
01-2-102-40611-000 Investigation Supplies - Spec Department		8,000	1,734	10,280	28.5%	testing kits \$3,000; NESPIN \$100; gloves/PPE \$1,000; Body wire \$2,280; Misc \$1288
01-2-102-40642-000 Investigation Uniforms		2,000	2,715	3,000	50.0%	Clothing Stipend for Detectives, Det.Sgt. and Prosecutor
01-2-102-40670-000 Investigation Books & Pub		2,000	2,249	2,500	25.0%	Criminal code, juv code,ALR updates, court decisions

City of Franklin, New Hampshire						
FY2022 Budget						
Expenditures						
		FY 2021		FY2022 Budget		
	Prior Year Encumbrances	Council Adopted Expenditures	Actual Expenditures (thru 6/30/21 Unadjusted)	7/27/21 Default Budget	% Change Over Prior Year Appropriated Expenditures	Account Detail
Total Police Investigations/Prosecution	0	459,789	411,941	566,194	23.1%	
Police Patrol						
01-2-103-40110-000 Patrol FT Wages		779,258	770,648	828,118	6.3%	(4) Sergeants (Ball, Drouin, Guerriero, Walker); (9)FT Patrol Officers (Francis, Hart, Faro, King, Drouin, Harden, Tracy, Smith, 1 open position), 1 Part Time Patrol Office (PT Pool)
01-2-103-40140-000 Patrol OT Wages		145,526	159,421	145,526	0.0%	OT for patrol officers and sergeants; includes mandatory firearms, taser, and academy minimum of 8hrs per officer
01-2-103-40140-403 Patrol OT - VAWA		22,922	39,392	22,922	0.0%	100% grant funded - see revenue line 01-2-103-33111-403
01-2-103-40210-000 Patrol Health & Dental Ins		348,151	323,798	337,804	-3.0%	Medical (New Hampshire Interlocal Trust Harvard Pilgrim) an overall reduction of 4.69% due to taking a different plan option as original increase in premiums were estimated at 2.46% over FY21 rates Dental(Anthem) No change in rates from FY21
01-2-103-40215-000 Patrol Life Ins		5,994	5,359	6,120	2.1%	Decrease due to provider change-Change from Mutual of Omaha to Boston Mutual
01-2-103-40220-000 Patrol Social Security		0	75	0	#DIV/0!	6.2% (set by federal government)
01-2-103-40225-000 Patrol Medicare		13,410	13,415	14,118	5.3%	1.45% (set by federal government)
01-2-103-40225-403 Patrol Medicare VAWA Grant (ARRA)		332	569	332	0.0%	100% grant funded - see revenue line 01-2-103-33111-403
01-2-103-40230-000 Patrol NHRS		257,315	246,276	319,341	24.1%	Retirement rates as of 7/1/21: 14.06% employee, 21.02% teacher, 33.88% police, 32.99% fire
01-2-103-40230-403 Patrol Retirement - VAWA		6,746	8,053	6,746	0.0%	100% grant funded - see revenue line 01-2-103-33111-403
01-2-103-40250-000 Patrol Unemployment		403	400	434	7.7%	No Change in rate from FY21; premiums are allocated per regularly scheduled employee
01-2-103-40260-000 Patrol WC Ins		21,906	19,491	26,887	22.7%	9.1% increase in contribution rates from FY21; premiums are a % of wages
01-2-103-40343-000 Patrol Radio Maint		18,000	4,079	4,000	-77.8%	Maintenance and repair of mobile and portable radio \$995 (Homeland security grant requirements)Livescan service contract \$3005
01-2-103-40611-000 Patrol Supplies - Spec Department	8,400	7,000	11,407	9,500	35.7%	Patrol supplies-flares, booking room supplies, dog poles, spithoods, protective gear(gloves), \$750-24hr biohazard remediation(1 fentanyl clean up \$995)

City of Franklin, New Hampshire						
FY2022 Budget						
Expenditures						
		FY 2021		FY2022 Budget		
	Prior Year Encumbrances	Council Adopted Expenditures	Actual Expenditures (thru 6/30/21 Unadjusted)	7/27/21 Default Budget	% Change Over Prior Year Appropriated Expenditures	Account Detail
01-2-103-40636-000 Patrol Fuel Gas/Diesel		45,000	32,002	35,000	-22.2%	Fuel/oil for all police vehicles
01-2-103-40642-000 Patrol Uniforms		15,000	8,044	15,000	0.0%	Uniforms and equipment(boots,belts,holsters);winter boots per union contract, patrol uniforms, bicycle patrol uniforms(new Officer \$5,700)
01-2-103-40660-000 Patrol Vehicle Maint	2,000	45,000	32,923	45,000	0.0%	Vehicle maintenance including body work, repairs(requires computer updates by ford garage) oil, fluids ,filters(fuel injectors, steering rack-has to be outsourced) Increased maintenance schedule based on engine hours; snow tires \$6,000,summers \$4,500
01-2-103-40740-000 Patrol CO - Mach & Equip	37,789	32,143	51,140	69,521	116.3%	Equipment Replacement; 6 vests at \$800 each and 4 carriers at \$400 each (\$6,400); Taser batteries (\$500); 3 rifles \$1,500 each (\$4,500) ammunition for sidearms ,rifle and shotguns (\$10,000); 2 car radios (\$9,242); lettering for one cruiser (\$750); outfitting two cruisers (\$29,629.35) 7 MDTs - eticket/ecrash maintenance (\$7,000), Recharging Flashlights for 6 cruiser \$250 each (\$1,500)
Total Police Patrol	48,189	1,764,104	1,726,490	1,886,369	6.9%	
Police Dispatch						
01-2-105-40110-000 Dispatch FT Wages		240,952	265,577	249,645	3.6%	Communications Supervisor Kulacz; (4) Communication Specialists (Rollins, Leclerc, Cornell, Wing)
01-2-105-40140-000 Dispatch OT Wages		35,000	16,702	35,000	0.0%	
01-2-105-40210-000 Dispatch Health & Dental Ins		131,224	118,317	92,124	-29.8%	Medical (New Hampshire Interlocal Trust Harvard Pilgrim) an overall reduction of 4.69% due to taking a different plan option as original increase in premiums were estimated at 2.46% over FY21 rates Dental(Anthem) No change in rates from FY21
01-2-105-40215-000 Dispatch Life Ins		1,930	1,657	1,878	-2.7%	Decrease due to provider change-Change from Mutual of Omaha to Boston Mutual
01-2-105-40220-000 Dispatch Social Security		17,109	17,199	17,648	3.2%	6.2% (set by federal government)
01-2-105-40225-000 Dispatch Medicare		4,001	4,079	4,078	1.9%	1.45% (set by federal government)
01-2-105-40230-000 Dispatch NHRS		30,824	27,247	38,611	25.3%	Retirement rates as of 7/1/21: 14.06% employee, 21.02% teacher, 33.88% police, 32.99% fire
01-2-105-40250-000 Dispatch Unemployment		155	148	155	0.0%	No Change in rate from FY21; premiums are allocated per regularly scheduled employee
01-2-105-40260-000 Dispatch WC Ins		633	563	723	14.3%	9.1% increase in contribution rates from FY21; premiums are a % of wages

City of Franklin, New Hampshire						
FY2022 Budget						
Expenditures						
		FY 2021		FY2022 Budget		
	Prior Year Encumbrances	Council Adopted Expenditures	Actual Expenditures (thru 6/30/21 Unadjusted)	7/27/21 Default Budget	% Change Over Prior Year Appropriated Expenditures	Account Detail
01-2-105-40341-000 Dispatch Telephone		20,000	21,038	20,000	0.0%	All phone lines and cell phones; data plan for 5 MDT (5,000)
01-2-105-40342-000 Dispatch Software Maint		22,500	13,530	13,500	-40.0%	IMC Software Fee (\$13,500)
01-2-105-40343-000 Dispatch Radio Maint	7,962	62,697	34,130	48,577	-22.5%	Exacom warranty (\$3,077); antenna and tower (3) maintenance (\$20,000), SPOTS Fee (\$4,500), American Alarm Security Maintenance - software (\$7,000); Camera monitoring-Pelmac repairs (\$2,000); Maintenance Service - OME (\$12,000)
01-2-105-40611-000 Dispatch Supplies - Spec Department		3,500	3,223	1,675	-52.1%	Office supplies(\$200); APCO dues (\$400); NH certification (\$250); New Office Equipment (\$825)
01-2-105-40642-000 Dispatch Uniforms		2,000	0	2,000	0.0%	Uniforms /replacement for Communications Division
Total Police Dispatch	7,962	572,526	523,410	525,615	-8.2%	
Police Station						
01-2-109-40410-000 Police Station Electricity		18,500	15,535	18,500	0.0%	Energy budget lines assume usage prior to energy project. Savings in these lines due to energy project upgrades are used for energy project lease payment (7 of 12)
01-2-109-40411-000 Police Station Heating Oil/Gas		6,000	7,122	8,000	33.3%	Energy budget lines assume usage prior to energy project. Savings in these lines due to energy project upgrades are used for energy project lease payment (7 of 12)
01-2-109-40412-000 Police Station Water/Sewer		2,500	2,893	3,600	44.0%	Water and sewer charges for police station
01-2-109-40430-000 Police Station Bldg Repairs & Maint		2,500	355	2,500	0.0%	General Maintenance interior and exterior
01-2-109-40439-000 Police Station Other Contracted Services	12,871	5,217	19,862	5,217	0.0%	HVAC maintenance \$2000; fire extinguisher maintenance \$400, radio tower alarm & monitoring \$1,195; window cleaning \$800; emergency lighting testing & inspection \$822
01-2-109-40690-000 Police Station Misc Supplies		4,000	1,171	4,000	0.0%	restroom (paper, soap) & cleaning supplies (in house 2nd year)
Total Police Station	12,871	38,717	46,938	41,817	8.0%	
GRAND TOTAL POLICE DEPARTMENT	71,749	3,401,741	3,221,776	3,587,743	5.5%	

City of Franklin, New Hampshire							
FY2022 Budget							
Expenditures							
		FY 2021			FY2022 Budget		
	Prior Year Encumbrances	Council Adopted Expenditures	Actual Expenditures (thru 6/30/21 Unadjusted)		7/27/21 Default Budget	% Change Over Prior Year Appropriated Expenditures	Account Detail
FIRE DEPARTMENT	The Franklin Fire Department’s mission is to preserve life and property while ensuring our members safety and providing the highest level of service to our customers.						
Fire Admin							
01-2-201-40110-000 Fire Admin FT Wages		219,467	217,706		214,242	-2.4%	Chief (Foss); Deputy (Hall); Account Clerk (open)
01-2-201-40210-000 Fire Admin Health & Dental Ins		61,584	62,765		84,411	37.1%	Medical (New Hampshire Interlocal Trust Harvard Pilgrim) an overall reduction of 4.69% due to taking a different plan option as original increase in premiums were estimated at 2.46% over FY21 rates Dental(Anthem) No change in rates from FY21
01-2-201-40215-000 Fire Admin Life Ins		1,652	1,604		1,646	-0.4%	Decrease due to provider change-Change from Mutual of Omaha to Boston Mutual
01-2-201-40220-000 Fire Admin Social Security		2,871	2,663		2,214	-22.9%	6.2% (set by federal government)
01-2-201-40225-000 Fire Admin Medicare		3,182	3,121		3,107	-2.4%	1.45% (set by federal government)
01-2-201-40230-000 Fire Admin NHRS		56,304	54,464		63,919	13.5%	Retirement rates as of 7/1/21: 14.06% employee, 21.02% teacher, 33.88% police, 32.99% fire
01-2-201-40250-000 Fire Admin Unemployment		93	89		93	0.0%	No Change in rate from FY21; premiums are allocated per regularly scheduled employee
01-2-201-40260-000 Fire Admin WC Ins		15,659	13,933		18,265	16.6%	9.1% increase in contribution rates from FY21; premiums are a % of wages
01-2-201-40290-000 Fire Admin Prof Devel		2,000	863		2,000	0.0%	staff development for Fire Chief and Deputy Chief (leadership and suppression)
01-2-201-40291-000 Fire Admin Staff Devel		250	32		250	0.0%	staff development for Admin Secretary; Car seat safety and Microsoft applications
01-2-201-40341-000 Fire Admin Telephone		4,295	5,919		5,515	28.4%	(4) landlines, (5) cell phones, (8) iPads
01-2-201-40350-000 Fire Admin Medical		9,700	5,792		9,140	-5.8%	new hire physicals \$500, (20) annual=\$432
01-2-201-40390-000 Fire Admin Other Prof Serv.		3,650	3,482		3,950	8.2%	Emergency Reporting software agreement (\$3260) Rover Responding App (\$500) Background checks (3@\$62)
01-2-201-40440-000 Fire Admin Equip Lease		800	818		850	6.3%	Copier lease
01-2-201-40550-000 Fire Admin Printing		550	166		500	-9.1%	Printing for letterhead, business cards and envelopes
01-2-201-40560-000 Fire Admin Membership/Dues		650	170		500	-23.1%	Dues for NHAFC and meetings for Chief and Deputy
01-2-201-40610-000 Fire Admin Supplies - Operating		1,200	1,511		1,200	0.0%	disposable office supplies for the station; pens, note pads, label tape, etc...
01-2-201-40625-000 Fire Admin Postage		475	290		350	-26.3%	Postage for department correspondence, shipping packages; UPS and certified mail
01-2-201-40642-000 Fire Admin Uniforms		1,300	1,477		1,400	7.7%	Uniforms for Fire Chief and Deputy Fire Chief
01-2-201-40670-000 Fire Admin Books & Pub		0	0		0	#DIV/0!	publications for training and leadership
01-2-201-40740-000 Fire Admin CO - Mach & Equip		1,000	144		1,000	0.0%	office furniture; aging office chairs
01-2-201-40760-000 Fire Admin CO - Vehicles		0	0		0	#DIV/0!	Grant portion of new ambulance - payments moved to debt service
Total Fire Admin	0	386,682	377,006		414,551	7.2%	

City of Franklin, New Hampshire						
FY2022 Budget						
Expenditures						
		FY 2021		FY2022 Budget		
	Prior Year Encumbrances	Council Adopted Expenditures	Actual Expenditures (thru 6/30/21 Unadjusted)	7/27/21 Default Budget	% Change Over Prior Year Appropriated Expenditures	Account Detail
Fire Suppression						
01-2-202-40110-000 Suppression FT Wages		738,991	723,718	725,760	-1.8%	(1) Fire Captain/Paramedic (Green); (3) Fire Captains (Chapman, Jenkins, Stetson); (1) Master Firefighter/Paramedic (Roberts); (3) Master Firefighters/AEMT (O'Brien, Robert, Lee); (6) Firefighter/AEMT (Danforth, Moore, Kelly, Mussey, Adams, Rodenhuis)
01-2-202-40120-000 Suppression PT Wages		8,000	4,531	8,000	0.0%	Call firefighters
01-2-202-40140-000 Suppression OT Wages		161,000	208,002	175,000	8.7%	Overtime for off-duty personnel; shift coverage, fires, vehicle maintenance, interviews, staff meetings
01-2-202-40210-000 Suppression Health & Dental Ins		358,837	354,840	309,621	-13.7%	Medical (New Hampshire Interlocal Trust Harvard Pilgrim) an overall reduction of 4.69% due to taking a different plan option as original increase in premiums were estimated at 2.46% over FY21 rates Dental(Anthem) No change in rates from FY21
01-2-202-40215-000 Suppression Life Ins		5,834	5,339	5,592	-4.2%	Decrease due to provider change-Change from Mutual of Omaha to Boston Mutual
01-2-202-40220-000 Suppression Social Sec		496	127	496	0.0%	6.2% (set by federal government)
01-2-202-40225-000 Suppression Medicare		13,166	13,686	13,177	0.1%	1.45% (set by federal government)
01-2-202-40230-000 Suppression NHRS		268,793	290,780	293,996	9.4%	Retirement rates as of 7/1/21: 14.06% employee, 21.02% teacher, 33.88% police, 32.99% fire
01-2-202-40250-000 Suppression Unemployment		434	415	434	0.0%	No Change in rate from FY21; premiums are allocated per regularly scheduled employee
01-2-202-40260-000 Suppression WC Ins		76,211	67,641	85,566	12.3%	9.1% increase in contribution rates from FY21; premiums are a % of wages
01-2-202-40291-000 Suppression Staff Devel		5,000	2,966	5,000	0.0%	Firefighting and leadership training and education, NH State FF Association
01-2-202-40390-000 Suppression Other Prof Serv.		6,350	10,035	8,400	32.3%	UL test for ground ladders and Aerial (\$3000) SCBA flow test & maint (\$2410) /SCBA compressor maint (\$1050) /Breathing air analysis (\$440) / Pump Testing for Engines (\$1500)
01-2-202-40611-000 Suppression Supplies - Spec Department		2,500	2,542	2,750	10.0%	Disposable firefighting supplies; Class A&B foam, multi gas meter parts, SCBA parts, etc.
01-2-202-40630-000 Suppression Equip Maint		2,500	2,815	3,000	20.0%	Repair of Aging Suppression Equipment
01-2-202-40636-000 Suppression Fuel Gas/Diesel		11,500	10,608	11,750	2.2%	Fuel for 2 engines, 1 Ladder, 1 Utility and 4 staff cars
01-2-202-40642-000 Suppression Uniforms		9,500	8,480	10,500	10.5%	Annual clothing allowance for 14 full-time firefighter/EMT's (\$600 per FF) and new hires (to include brass/badge)
01-2-202-40644-000 Suppression Suppression Uniforms/Protective Clothing		20,000	23,216	23,000	15.0%	Personal Protective Equipment for structural firefighting; coat, pants, gloves, hood, helmets and boots, 5 sets of full gear, 8 spare gloves, 2 spare hoods- New racks to store turnout gear.

City of Franklin, New Hampshire						
FY2022 Budget						
Expenditures						
		FY 2021		FY2022 Budget		
	Prior Year Encumbrances	Council Adopted Expenditures	Actual Expenditures (thru 6/30/21 Unadjusted)	7/27/21 Default Budget	% Change Over Prior Year Appropriated Expenditures	Account Detail
01-2-202-40660-000 Suppression Vehicle Maint		23,000	22,413	23,000	0.0%	Parts/labor to maintain an aging fleet; 2 Engines, 1 ladder tower, 1 utility, 4 staff cars
01-2-202-40670-000 Suppression Books & Pub		300	300	300	0.0%	Periodicals for training, on-line subscriptions
01-2-202-40740-000 Suppression CO - Mach & Equip	9,403	7,500	14,715	7,000	-6.7%	Unexpected replacement of aging items. Fire attack hose, hand tools, nozzles, and ground ladders.
Total Fire Suppression	9,403	1,719,911	1,767,168	1,712,342	-0.4%	
Fire Code Enforcement/Health/Fire Prevention						
01-2-203-40110-000 Code Enforcement FT Wages		110,376	110,400	112,104	1.6%	Inspection Captain (Reale); Inspector(Wakefield)
01-2-203-40140-000 Code Enforcement OT Wages		750	598	1,000	33.3%	Overtime for after hours investigation and inspection call back
01-2-203-40210-000 Code Enforcement Health & Dental Ins		48,205	49,021	46,062	-4.4%	Medical (New Hampshire Interlocal Trust Harvard Pilgrim) an overall reduction of 4.69% due to taking a different plan option as original increase in premiums were estimated at 2.46% over FY21 rates Dental(Anthem) No change in rates from FY21
01-2-203-40215-000 Code Enforcement Life Ins		887	883	882	-0.6%	Decrease due to provider change-Change from Mutual of Omaha to Boston Mutual
01-2-203-40225-000 Code Enforcement Medicare		1,611	1,609	1,640	1.8%	6.2% (set by federal government)
01-2-203-40230-000 Code Enforcement NHRS		33,438	33,134	37,313	11.6%	1.45% (set by federal government)
01-2-203-40250-000 Code Enforcement Unemployment		62	59	62	0.0%	Retirement rates as of 7/1/21: 14.06% employee, 21.02% teacher, 33.88% police, 32.99% fire
01-2-203-40260-000 Code Enforcement WC Ins		6,034	5,369	7,319	21.3%	9.1% increase in contribution rates from FY21; premiums are a % of wages
01-2-203-40291-000 Code Enforcement Staff Devel		3,400	160	2,750	-19.1%	Training and Education for; Fire Investigation, Health Officer, Fire Inspections
01-2-203-40439-000 Code Enforcement Other Contracted Services		0	0	0	#DIV/0!	Court administration fees
01-2-203-40560-000 Code Enforcement Membership/Dues		800	450	800	0.0%	Memberships; NH Building Officials, NH Health Officers Assoc., NH Fire Prevention Society
01-2-203-40611-000 Code Enforcement Supplies - Spec Department		600	516	1,000	66.7%	Investigation supplies, Fire Prevention Supplies
01-2-203-40642-000 Code Enforcement Uniforms		1,300	1,359	1,350	3.8%	Uniforms for two inspectors (\$675 Each)
01-2-203-40670-000 Code Enforcement Books & Pub		500	561	750	50.0%	Annual code updates/subscriptions

City of Franklin, New Hampshire						
FY2022 Budget						
Expenditures						
		FY 2021		FY2022 Budget		
	Prior Year Encumbrances	Council Adopted Expenditures	Actual Expenditures (thru 6/30/21 Unadjusted)	7/27/21 Default Budget	% Change Over Prior Year Appropriated Expenditures	Account Detail
Total Fire Code Enforcement/Health/Fire Prevention	0	207,963	204,118	213,031	2.4%	
Fire Dispatch/Alarms						
01-2-205-40390-000 Dispatch Other Prof Serv.		69,580	70,273	71,455	2.7%	Lakes Region Mutual Fire Aid (dispatch and mutual aid membership)
01-2-205-40611-000 Dispatch Supplies - Spec Department		750	431	750	0.0%	Fire alarm supplies. Wire replacement for aging system and hardware
01-2-205-40636-000 Dispatch Fuel Gas/Diesel		250	220	300	20.0%	Fuel for bucket truck (split with MSD)
01-2-205-40660-000 Dispatch Vehicle Maint		950	254	1,000	5.3%	Bucket truck maintenance
Total Fire Dispatch/Alarms	0	71,530	71,179	73,505	2.8%	

City of Franklin, New Hampshire						
FY2022 Budget						
Expenditures						
		FY 2021		FY2022 Budget		
	Prior Year Encumbrances	Council Adopted Expenditures	Actual Expenditures (thru 6/30/21 Unadjusted)	7/27/21 Default Budget	% Change Over Prior Year Appropriated Expenditures	Account Detail
Fire EMS/Rescue						
01-2-207-40120-000 EMS/Rescue PT Wages		2,000	2,545	2,000	0.0%	EMS/Rescue call payroll for training, emergency calls and special details
01-2-207-40140-000 EMS/Rescue OT Wages		46,000	39,112	41,700	-9.3%	Career overtime wages for over shifts and off duty call backs (MVC's, multiple calls and station coverage, wages to fund ***Tech Rescue Discipline Training
01-2-207-40220-000 EMS/Rescue Social Sec		2,976	35	2,709	-9.0%	6.2% (set by federal government)
01-2-207-40225-000 EMS/Rescue Medicare		696	599	634	-9.0%	1.45% (set by federal government)
01-2-207-40260-000 EMS/Rescue WC Ins		2,937	2,613	3,033	3.3%	9.1% increase in contribution rates from FY21; premiums are a % of wages
01-2-207-40291-000 EMS/Rescue Staff Devel		11,500	8,922	12,000	4.3%	EMT recertification, EMS conferences for Continuing Ed, Tech. Rescue Training, (1 Member to Paramedic School/Year \$7,500/year)
01-2-207-40390-000 EMS/Rescue Other Prof Serv.		37,150	36,314	38,375	3.3%	Quick Med Claims (\$28,500); Rescue tool service (\$1060); Verizon for Defibs (\$300); LIFEPAK 15 Service (\$3060); Stryker Cot/Stair Chair (\$1915); Paramedic Intercepts (\$1,150); LUCAS CPR Device Maintenance (\$2387)
01-2-207-40560-000 EMS/Rescue Membership/Dues		300	158	300	0.0%	Fees for National Registry of EMT. Bi-annual license requirements
01-2-207-40611-000 EMS/Rescue Supplies - Spec Department	9,795	5,000	10,609	5,300	6.0%	Replacement parts for EMS equipment.
01-2-207-40612-000 EMS/Rescue Supplies - Medical		28,500	29,630	29,000	1.8%	To include all disposable medical supplies and medication; Bandages, oxygen, gloves etc.
01-2-207-40636-000 EMS/Rescue Fuel Gas/Diesel		7,000	6,567	7,500	7.1%	Fuel for Ambulance 1, Ambulance 2, Boat 1 and Rescue 1
01-2-207-40643-000 EMS/Rescue Uniform Cleaning		300	0	300	0.0%	Commercial cleaning for bio-hazard contamination
01-2-207-40660-000 EMS/Rescue Vehicle Maint		11,000	11,266	11,000	0.0%	Parts and labor for repairs of Ambulance 1, Ambulance 2 and Boat 1, Rescue 1
01-2-207-40670-000 EMS/Rescue Books & Pub		300	26	150	-50.0%	Training references
01-2-207-40740-000 EMS/Rescue CO - Mach & Equip	11,700	14,632	26,332	4,500	-69.2%	Misc rescue equipment for technical rescue incidents; rope, dry suits and hardware
Fire EMS/Rescue	21,495	170,291	174,728	158,501	-6.9%	

City of Franklin, New Hampshire						
FY2022 Budget						
Expenditures						
		FY 2021		FY2022 Budget		
	Prior Year Encumbrances	Council Adopted Expenditures	Actual Expenditures (thru 6/30/21 Unadjusted)	7/27/21 Default Budget	% Change Over Prior Year Appropriated Expenditures	Account Detail
Emergency Management						
01-2-208-40130-000 Emergency Management Elected Official Wages		2,000	2,001	2,000	75.0%	Emergency Management Director stipend (Foss)
01-2-208-40225-000 Emergency Management Medicare		29	28	29	75.0%	1.45% (set by federal government)
01-2-208-40230-000 Emergency Management NHRS		602	540	660	91.8%	Retirement rates as of 7/1/18: 11.38% employee, 17.36% teacher, 29.43% police, 31.89% fire
01-2-208-40740-000 Emergency Management CO - Mach & Equip	1,500	64,404	53,313	3,000	-64.3%	Emergency Management Center upgrades
01-2-208-40691-000 Emergency Management Misc Expend		5,434	6614	1,000	-81.6%	Training for emergency management/First Light Fiber phone line
Total Emergency Management	1,500	72,469	62,496	6,689	-90.8%	
Fire Station						
01-2-209-40410-000 Fire Station Electricity		9,000	8,639	9,000	0.0%	
01-2-209-40411-000 Fire Station Heating Oil/Gas		8,040	6,958	8,000	-0.5%	
01-2-209-40412-000 Fire Station Water/Sewer		4,600	2,317	4,000	-13.0%	Water and sewer charges
01-2-209-40430-000 Fire Station Bldg Repairs & Maint	9,148	11,000	30,024	12,000	9.1%	General building maintenance and upgrades.
01-2-209-40439-000 Fire Station Other Contracted Services		2,500	3,139	4,800	92.0%	Contracted Services for the Franklin Fire Dept. FY21 budgeted amount to changed to better reflect difference between true maintenance costs and contracted services.
01-2-209-40690-000 Fire Station Misc Supplies		3,000	2,673	3,500	16.7%	Cleaning supplies for the Fire Station; vehicle wash, laundry soap, paper supplies (in house)
Total Fire Station	9,148	38,140	53,750	41,300	8.3%	
GRAND TOTAL FIRE DEPARTMENT	41,546	2,666,986	2,710,444	2,619,919	-1.8%	
GRAND TOTAL PUBLIC SAFETY	113,295	6,068,727	5,932,220	6,207,663	2.3%	

City of Franklin, New Hampshire							
FY2022 Budget							
Expenditures							
		FY 2021		FY2022 Budget			
	Prior Year Encumbrances	Council Adopted Expenditures	Actual Expenditures (thru 6/30/21 Unadjusted)	7/27/21 Default Budget	% Change Over Prior Year Appropriated Expenditures	Account Detail	
MUNICIPAL SERVICES DEPARTMENT	"Better working together."						
Municipal Services Admin							
01-3-121-40110-000 MSD Admin FT Wages		67,188	70,655	71,787	6.8%	Director (Sullivan 40%); Deputy Director (Hanscom 20%); Account Clerk (Creasey 40%); remaining wages budgeted in water & sewer funds	
01-3-121-40210-000 MSD Admin Health & Dental Ins		23,026	23,365	31,043	34.8%	Medical (New Hampshire Interlocal Trust Harvard Pilgrim) an overall reduction of 4.69% due to taking a different plan option as original increase in premiums were estimated at 2.46% over FY21 rates Dental(Anthem) No change in rates from FY21	
01-3-121-40215-000 MSD Admin Life Ins		528	553	533	1.0%	Decrease due to provider change-Change from Mutual of Omaha to Boston Mutual	
01-3-121-40220-000 MSD Admin Social Sec		4,166	4,447	4,451	6.8%	6.2% (set by federal government)	
01-3-121-40225-000 MSD Admin Medicare		974	1,040	1,041	6.9%	1.45% (set by federal government)	
01-3-121-40230-000 MSD Admin NHRS		7,505	7,751	9,525	26.9%	Retirement rates as of 7/1/21: 14.06% employee, 21.02% teacher, 33.88% police, 32.99% fire	
01-3-121-40250-000 MSD Admin Unemployment		31	30	43	40.0%	No Change in rate from FY21; premiums are allocated per regularly scheduled employee	
01-3-121-40260-000 MSD Admin WC Ins		2,345	2,086	1,256	-46.4%	9.1% increase in contribution rates from FY21; premiums are a % of wages	
01-3-121-40290-000 MSD Admin Prof Devel		500	30	500	0.0%	Training for management	
01-3-121-40291-000 MSD Admin Staff Devel		1,000	314	1,000	0.0%	Training for staff	
01-3-121-40341-000 MSD Admin Telephone		2,950	3,179	2,950	0.0%	Office fax, phones, cell phones	
01-3-121-40350-000 MSD Admin Medical		1,400	2,935	2,200	57.1%	Pre-employment physicals, Random drug testing, Fitness tests, DOT physicals	
01-3-121-40439-000 MSD Admin Other Contracted Services		400	407	400	0.0%	1/3 copy machine maintenance	
01-3-121-40440-000 MSD Admin Equip Lease		350	334	350	0.0%	1/3 copier lease payment	
01-3-121-40560-000 MSD Admin Membership/Dues		565	702	600	6.2%	APWA, NH Road Agents	
01-3-121-40610-000 MSD Admin Supplies - Operating		350	280	350	0.0%	Paper, pens, stationary etc.	
01-3-121-40625-000 MSD Admin Postage		200	66	200	0.0%	Legal ads/mailings	

City of Franklin, New Hampshire						
FY2022 Budget						
Expenditures						
		FY 2021		FY2022 Budget		
	Prior Year Encumbrances	Council Adopted Expenditures	Actual Expenditures (thru 6/30/21 Unadjusted)	7/27/21 Default Budget	% Change Over Prior Year Appropriated Expenditures	Account Detail
Total Municipal Services Admin	0	113,477	118,175	128,230	13.0%	
MUNICIPAL SERVICES HIGHWAY & STREETS						
Municipal Services Roadway Maintenance						
01-3-122-40110-000 Road Maint FT Wages		198,007	207,672	208,404	5.3%	Working Foreman (Bushman); (2) Heavy Equipment Operator II (Cote, Bryson); Heavy Equipment Operator I (Parent); (2) Light Equipment Operator (Labraney, Unfunded)
01-3-122-40140-000 Road Maint OT Wages		63,661	31,918	63,347	-0.5%	
01-3-122-40210-000 Road Maint Health & Dental Ins		115,131	113,133	122,771	6.6%	Medical (New Hampshire Interlocal Trust Harvard Pilgrim) an overall reduction of 4.69% due to taking a different plan option as original increase in premiums were estimated at 2.46% over FY21 rates Dental(Anthem) No change in rates from FY21
01-3-122-40215-000 Road Maint Life Ins		1,610	1,474	1,648	2.4%	Decrease due to provider change-Change from Mutual of Omaha to Boston Mutual
01-3-122-40220-000 Road Maint Social Sec		16,223	14,762	16,849	3.9%	6.2% (set by federal government)
01-3-122-40225-000 Road Maint Medicare		3,794	3,473	3,940	3.9%	1.45% (set by federal government)
01-3-122-40230-000 Road Maint NHRS		29,228	24,304	38,208	30.7%	Retirement rates as of 7/1/21: 14.06% employee, 21.02% teacher, 33.88% police, 32.99% fire
01-3-122-40250-000 Road Maint Unemployment		155	148	155	0.0%	No Change in rate from FY21; premiums are allocated per regularly scheduled employee
01-3-122-40260-000 Road Maint WC Ins		11,529	10,258	14,109	22.4%	9.1% increase in contribution rates from FY21; premiums are a % of wages
01-3-122-40490-000 Road Maint Other Property Service	445,000	180,000	293,923	80,000	-55.6%	Amount on this line is for non-capitalized MAINTENANCE ONLY on public ways as needed over the course of a year and is offset by State Block Grant Revenues. Misc road & sidewalk repair; shoulder work; rental of specialized equipment; crack sealing
01-3-122-40611-000 Road Maint Supplies - Spec Department		35,000	34,757	35,000	0.0%	Rakes, shovels, hand tools, asphalt, gravel, stone, and other materials for street & shoulder repair ; liquid calcium for dust control
01-3-122-40642-000 Road Maint Uniforms		4,650	6,006	4,650	0.0%	Boots, uniforms, gloves, raingear, safety vests for 5 Highway employees,Persoel Protective Equipment (PPE) per union contract

City of Franklin, New Hampshire						
FY2022 Budget						
Expenditures						
		FY 2021		FY2022 Budget		
	Prior Year Encumbrances	Council Adopted Expenditures	Actual Expenditures (thru 6/30/21 Unadjusted)	7/27/21 Default Budget	% Change Over Prior Year Appropriated Expenditures	Account Detail
01-3-122-40740-000 Road Maint CO - Mach & Equip	105,372	0	115,993	0	#DIV/0!	FY20 one time appropriation from State
Total Municipal Services Roadway Maintenance	550,372	658,989	857,818	589,082	-10.6%	

City of Franklin, New Hampshire						
FY2022 Budget						
Expenditures						
		FY 2021		FY2022 Budget		
	Prior Year Encumbrances	Council Adopted Expenditures	Actual Expenditures (thru 6/30/21 Unadjusted)	7/27/21 Default Budget	% Change Over Prior Year Appropriated Expenditures	Account Detail
Municipal Services Snow/Ice Removal						
01-3-123-40611-000 Snow/Ice Supplies - Spec Department		120,000	71,132	120,000	0.0%	Winter salt and sand. Amt. used reflects expenditure line depending the winter
01-3-123-40660-000 Snow/Ice Vehicle Maint		23,000	35,250	23,000	0.0%	Repairs to winter equipment plows, sanders, blades
Total Municipal Services Snow/Ice Removal	0	143,000	106,382	143,000	0.0%	
Municipal Services Drainage & Vegetation						
01-3-125-40490-000 Drainage & Vegetation Other Property Service		80,000	142,299	80,000	0.0%	Non Capitalized Maintenance ONLY offset by State Highway Block Grant Funding. Weed eradication curbing (hired)\$2,500; Tree removal hazardous trees (hired) \$8,000; Storm Drain cleaning (hired)\$32,000; Drainage Repairs and upgrades (hired and in-house)including washout repairs \$29,300 ;other in house drainage repairs \$8,200
01-3-125-40611-000 Drainage & Vegetation Supplies - Spec Department		40,000	11,589	40,000	0.0%	Non Capitalized Maintenance ONLY offset by State Highway Block Grant Funding. Weed eradication curbing (hired)\$2,500; Tree removal hazardous trees (hired) \$8,000; Storm Drain cleaning (hired)\$32,000; Drainage Repairs and upgrades (hired and in-house)including washout repairs \$29,300 ;other in house drainage repairs
01-3-125-40740-000 Drainage & Vegetation Mach & Equip		0		0		John Deere Tractor Attachment for roadside mowing. This will elevate the \$8,200 per year rental fee
Total Municipal Services Drainage & Vegetation	0	120,000	153,888	120,000	0.0%	
Municipal Services Traffic & Street Lighting						
01-3-126-40410-000 Traffic/Street Lighting Electricity		60,986	43,264	60,986	0.0%	515 LED City owned streetlights \$37,000; Savings (\$37,000) pays for the LED Streetlight project (year 6 of 6)
01-3-126-40439-000 Traffic/Street Lighting Other Contracted Services		34,500	3,890	34,500	0.0%	Non Capitalized Maintenance ONLY and offset by State Highway Block Grant Funds. Traffic light maint \$4,500; Line painting \$30,000

City of Franklin, New Hampshire						
FY2022 Budget						
Expenditures						
		FY 2021		FY2022 Budget		
	Prior Year Encumbrances	Council Adopted Expenditures	Actual Expenditures (thru 6/30/21 Unadjusted)	7/27/21 Default Budget	% Change Over Prior Year Appropriated Expenditures	Account Detail
01-3-126-40611-000 Traffic/Street Lighting Supplies - Spec Department		4,000	2,973	4,000	0.0%	Sign stock, Traffic Paint ; MUTCD compliance
Total Municipal Services Traffic & Street Lighting	0	99,486	50,127	99,486	0.0%	
Municipal Services Mechanical Garage						
01-3-127-40110-000 Mech Garage FT Wages		86,686	104,245	87,677	1.1%	Working Foreman (Lutz 90%); Mechanic (Small 90%); remaining wages budgeted in water & sewer funds
01-3-127-40140-000 Mech Garage OT Wages		35,678	14,762	35,549	-0.4%	Aging City equipment (all departments) equals increased maintenance costs including labor, parts & supplies
01-3-127-40210-000 Mech Garage Health & Dental Ins		55,425	60,108	41,456	-25.2%	Medical (New Hampshire Interlocal Trust Harvard Pilgrim) an overall reduction of 4.69% due to taking a different plan option as original increase in premiums were estimated at 2.46% over FY21 rates Dental(Anthem) No change in rates from FY21
01-3-127-40215-000 Mech Garage Life Ins		694	884	687	-1.1%	Decrease due to provider change-Change from Mutual of Omaha to Boston Mutual
01-3-127-40220-000 Mech Garage Social Sec		7,587	7,476	7,640	0.7%	6.2% (set by federal government)
01-3-127-40225-000 Mech Garage Medicare		1,774	1,771	1,787	0.7%	1.45% (set by federal government)
01-3-127-40230-000 Mech Garage NHRS		13,668	13,078	17,326	26.8%	Retirement rates as of 7/1/21: 14.06% employee, 21.02% teacher, 33.88% police, 32.99% fire
01-3-127-40250-000 Mech Garage Unemployment		56	53	56	-0.4%	No Change in rate from FY21; premiums are allocated per regularly scheduled employee
01-3-127-40260-000 Mech Garage WC Ins		4,386	3,902	5,537	26.2%	9.1% increase in contribution rates from FY21; premiums are a % of wages
01-3-127-40341-000 Mech Garage Telephone		405	193	405	0.0%	Shop telephone
01-3-127-40433-000 Mech Garage Outside Repairs		14,000	22,171	19,500	39.3%	Specialized work such as transmissions, springs, bodywork, electrical
01-3-127-40611-000 Mech Garage Supplies - Spec Department		15,000	8,086	15,000	0.0%	Shop supplies such as acetylene oxygen, nuts, bolts and hoses non-winter inventory
01-3-127-40636-000 Mech Garage Fuel Gas/Diesel		60,000	43,817	50,000	-16.7%	Gasoline, diesel, motor and hydraulic oils; this line is unpredictable as it is subject to price increases and increased consumption due to snow and ice control. Payable to NHDOT for fuel purchased at new fuel depot
01-3-127-40642-000 Mech Garage Uniforms		5,700	5,778	5,700	0.0%	Uniforms, boots etc. for 2.5 employees per union contract;PPE; coveralls & shop rags; Personal Protective equipment (PPE)

City of Franklin, New Hampshire						
FY2022 Budget						
Expenditures						
		FY 2021		FY2022 Budget		
	Prior Year Encumbrances	Council Adopted Expenditures	Actual Expenditures (thru 6/30/21 Unadjusted)	7/27/21 Default Budget	% Change Over Prior Year Appropriated Expenditures	Account Detail
01-3-127-40664-000 Mech Garage Vehicle Parts		110,000	119,263	110,000	0.0%	Parts continue to increase in cost, deferred vehicle replacement and continuously aging fleet results in higher parts budget and overtime to repair
01-3-127-40740-000 Mech Garage Mach & Equip		0		0	#DIV/0!	Tire Balancing Machine
Municipal Services Mechanical Garage	0	411,060	405,590	398,319	-3.1%	
TOTAL MUNICIPAL SERVICES HIGHWAY & STREETS	550,372	1,432,535	1,573,806	1,349,886	-5.8%	

City of Franklin, New Hampshire						
FY2022 Budget						
Expenditures						
		FY 2021		FY2022 Budget		
	Prior Year Encumbrances	Council Adopted Expenditures	Actual Expenditures (thru 6/30/21 Unadjusted)	7/27/21 Default Budget	% Change Over Prior Year Appropriated Expenditures	Account Detail
Municipal Services Buildings & Grounds						
01-3-128-40110-000 Parks Dept FT Wages		196,683	183,973	200,099	1.7%	Working Foreman (Marsh); (3) Building & Grounds Custodians (McKim, Morton, Plourde), (2) Custodians (Morton, Lockwood); McKim wages & benefits partially offset by BRCC shared costs revenue line 01-1-944-35040-000; FY19 cleaning contract eliminated & provided in house partially offset by Library & Water /Sewer funds
01-3-128-40140-000 Parks Dept OT Wages		10,805	25,176	10,751	-0.5%	
01-3-128-40210-000 Parks Dept Health & Dental Ins		140,981	135,451	134,643	-4.5%	Medical (New Hampshire Interlocal Trust Harvard Pilgrim) an overall reduction of 4.69% due to taking a different plan option as original increase in premiums were estimated at 2.46% over FY21 rates Dental(Anthem) No change in rates from FY21
01-3-128-40215-000 Parks Dept Life Ins		1,199	1,197	1,185	-1.2%	Decrease due to provider change-Change from Mutual of Omaha to Boston Mutual
01-3-128-40220-000 Parks Dept Social Sec		12,864	12,967	13,073	1.6%	6.2% (set by federal government)
01-3-128-40225-000 Parks Dept Medicare		3,009	3,033	3,057	1.6%	1.45% (set by federal government)
01-3-128-40230-000 Parks Dept NHRS		17,577	16,916	22,397	27.4%	Retirement rates as of 7/1/21: 14.06% employee, 21.02% teacher, 33.88% police, 32.99% fire
01-3-128-40250-000 Parks Dept Unemployment		186	178	186	0.0%	No Change in rate from FY21; premiums are allocated per regularly scheduled employee
01-3-128-40260-000 Parks Dept WC Ins		6,723	5,982	8,582	27.7%	9.1% increase in contribution rates from FY21; premiums are a % of wages
01-3-128-40611-000 Parks Dept Supplies - Spec Department		3,500	1,854	3,500	0.0%	Seed, fertilizer, landscape materials for parks & fields totaling 613 acres. Budget includes turf maintenance such as slice seeding, lime and fertilizing using hired contractor
01-3-128-40636-000 Parks Dept Fuel Gas/Diesel		9,500	9,079	10,800	13.7%	fuel for pickups, tractors and mowing equipment for all City grounds
01-3-128-40642-000 Parks Dept Uniforms		5,300	4,991	5,300	0.0%	Uniforms, boots and safety gear Personal Protective Equipment (PPE) for 4 employees
Total Municipal Services Buildings & Grounds	0	408,327	400,797	413,573	1.3%	

City of Franklin, New Hampshire						
FY2022 Budget						
Expenditures						
		FY 2021		FY2022 Budget		
	Prior Year Encumbrances	Council Adopted Expenditures	Actual Expenditures (thru 6/30/21 Unadjusted)	7/27/21 Default Budget	% Change Over Prior Year Appropriated Expenditures	Account Detail
Municipal Services Buildings						
01-3-129-40410-000 MSD Bldg & Garage Electricity		2,800	3,163	4,200	50.0%	Energy budget lines assume usage prior to energy project. Savings in these lines due to energy project upgrades are used for energy project lease payment (7 of 12)
01-3-129-40411-000 MSD Bldg & Garage Heating Oil/Gas		10,000	10,643	10,000	0.0%	Energy budget lines assume usage prior to energy project. Savings in these lines due to energy project upgrades are used for energy project lease payment (7 of 12)
01-3-129-40412-000 MSD Bldg & Garage Water/Sewer		778	670	778	0.0%	
01-3-129-40430-000 MSD Bldg & Garage Bldg Repairs & Maint		1,000	1,319	4,300	330.0%	Maintenance (alarms & extinguishers); overhead door repairs; Emergency lighting maintenance;\$3300 lighting upgrade
01-3-129-40439-000 MSD Bldg & Garage Other Contracted Services		3,500	26,209	5,900	68.6%	Maintenance (alarms & extinguishers); overhead door repairs; Emergency lighting maintenance
01-3-129-40690-000 MSD Bldg & Garage Misc Supplies	18,400	400	25	400	0.0%	restroom (paper, soap) & cleaning supplies; ice melt; etc.
Total Municipal Services Buildings	18,400	18,478	42,030	25,578	38.4%	

City of Franklin, New Hampshire							
FY2022 Budget							
Expenditures							
		FY 2021			FY2022 Budget		
	Prior Year Encumbrances	Council Adopted Expenditures	Actual Expenditures (thru 6/30/21 Unadjusted)		7/27/21 Default Budget	% Change Over Prior Year Appropriated Expenditures	Account Detail
MUNICIPAL SERVICES SOLID WASTE							
Municipal Services Collection							
01-3-232-40439-000 Curbside Collection Other Contracted Services		220,000	183,333		228,000	3.6%	Pinard contract for curbside collection 9/1/21 -8/31/22
Total Municipal Services Collection	0	220,000	183,333		228,000	3.6%	

City of Franklin, New Hampshire						
FY2022 Budget						
Expenditures						
		FY 2021		FY2022 Budget		
	Prior Year Encumbrances	Council Adopted Expenditures	Actual Expenditures (thru 6/30/21 Unadjusted)	7/27/21 Default Budget	% Change Over Prior Year Appropriated Expenditures	Account Detail
Municipal Services Recycling						
01-3-234-40421-000 Recycling Tipping		22,500	15,436	22,500	0.0%	Hauling and tipping costs for recyclables generated at Transfer Station offset by revenue line 01-3-238-34043-000
01-3-234-40439-000 Recycling Other Contracted Services		69,000	101,469	101,150	46.6%	Tipping costs for demolition and shingles 850 tons @ \$119/ ton - 100% offset by revenue line 01-3-238-34042-000.
Total Municipal Services Recycling	0	91,500	116,905	123,650	35.1%	
Municipal Services Transfer Station						
01-3-238-40110-000 Transfer Station Operations FT Wages		130,884	144,479	132,314	1.1%	Working Foreman (Amero); (2) Refuse Packer Operators (Nelson, Caldwell)
01-3-238-40140-000 Transfer Station Operations OT Wages		9,600	11,065	9,600	0.0%	Minimum manning levels; result of lost/cut position for coverage of vacation, holiday, and sick time
01-3-238-40210-000 Transfer Station Operations Health & Dental Ins		74,973	95,059	76,709	2.3%	Medical (New Hampshire Interlocal Trust Harvard Pilgrim) an overall reduction of 4.69% due to taking a different plan option as original increase in premiums were estimated at 2.46% over FY21 rates Dental(Anthem) No change in rates from FY21
01-3-238-40215-000 Transfer Station Operations Life Ins		1,056	1,279	1,043	-1.3%	Decrease due to provider change-Change from Mutual of Omaha to Boston Mutual
01-3-238-40220-000 Transfer Station Operations Social Sec		8,710	10,172	8,799	1.0%	6.2% (set by federal government)
01-3-238-40225-000 Transfer Station Operations Medicare		2,037	2,383	2,058	1.0%	1.45% (set by federal government)
01-3-238-40230-000 Transfer Station Operations NHRS		15,692	18,032	19,953	27.2%	Retirement rates as of 7/1/21: 14.06% employee, 21.02% teacher, 33.88% police, 32.99% fire
01-3-238-40250-000 Transfer Station Operations Unemployment		93	104	93	0.0%	No Change in rate from FY21; premiums are allocated per regularly scheduled employee
01-3-238-40260-000 Transfer Station Operations WC Ins		7,275	6,473	6,104	-16.1%	9.1% increase in contribution rates from FY21; premiums are a % of wages
01-3-238-40341-000 Transfer Station Operations Telephone		846	886	846	0.0%	
01-3-238-40390-000 Transfer Station Operations Other Prof Serv.		6,700	6,791	6,900	3.0%	Annual HHHWD sponsored by LRPC (Last Saturday in July)

City of Franklin, New Hampshire						
FY2022 Budget						
Expenditures						
		FY 2021		FY2022 Budget		
	Prior Year Encumbrances	Council Adopted Expenditures	Actual Expenditures (thru 6/30/21 Unadjusted)	7/27/21 Default Budget	% Change Over Prior Year Appropriated Expenditures	Account Detail
01-3-238-40421-000 Transfer Station Operations Tipping		352,786	419,675	414,715	17.6%	Total Annual tipping fee ton/year - FY2022 5,799 tons - July thru Dec 2021=2,900 tons @ \$71.14 ton = \$206,306; Dec.thru June 2022= 2,899 tons @ \$71.89/ton = \$208,409. A portion of this expenditure will be offset by commercial hauler revenues (see revenue line 01-3-238-34041).
01-3-238-40439-000 Transfer Station Operations Other Contracted Services		21,400	13,170	21,400	0.0%	Annual cost for post closure requirements for the River St. Landfill per NHDES \$8,400; groundwater sampling, gas monitoring, settlement plan, and annual report; grinding of vegetation \$13,000
01-3-238-40560-000 Transfer Station Operations Membership/Dues		1,000	1,193	1,000	0.0%	NRRA membership (\$500) & 10- NHDES solid waste facility operator licenses
01-3-238-40611-000 Transfer Station Operations Supplies - Spec Department		1,000	3,990	3,900	290.0%	Printing costs for weigh slips, paper, pens notices etc.
01-3-238-40636-000 Transfer Station Operations Fuel Gas/Diesel		12,974	15,710	18,500	42.6%	diesel and lubricants
01-3-238-40642-000 Transfer Station Operations Uniforms		3,343	5,780	3,800	13.7%	Uniforms, boots, and safety equipment per union contract; Personal Protective Equipment (PPE)
01-3-238-40740-000 Transfer Station Mach & Equip				0	#DIV/0!	Screen Loam rental (\$16,000), 3 roll off containers (\$15,500), 60 each of 64 & 96 gallon trash cans (\$9,600)
Total Municipal Services Transfer Station	0	650,370	756,241	727,733	11.9%	
Municipal Services Transfer Station Building						
01-3-239-40410-000 Transfer Station Electricity		9,322	10,179	9,322	0.0%	includes transfer station and animal shelter
01-3-239-40430-000 Transfer Station Bldg Repairs & Maint		600	2,758	2,000	233.3%	
01-3-239-40439-000 Transfer Station Other Contracted Services		4,000	10,804	8,000	100.0%	outside repair and maint.: scale and software, printing, compactor ; waste oil heaters, containers
01-3-239-40690-000 Transfer Station Bldg Misc Supplies		500	451	700	40.0%	restroom (paper, soap) & cleaning supplies; ice melt; etc.
Total Municipal Services Transfer Station Building	0	14,422	24,193	20,022	38.8%	
TOTAL MUNICIPAL SERVICES SOLID WASTE	0	976,292	1,080,672	1,099,405	12.6%	
GRAND TOTAL MUNICIPAL SERVICES	568,772	2,949,109	3,215,480	3,016,672	2.3%	

City of Franklin, New Hampshire						
FY2022 Budget						
Expenditures						
		FY 2021		FY2022 Budget		
	Prior Year Encumbrances	Council Adopted Expenditures	Actual Expenditures (thru 6/30/21 Unadjusted)	7/27/21 Default Budget	% Change Over Prior Year Appropriated Expenditures	Account Detail
HEALTH						
Animal Control & Health Agencies						
01-4-195-40310-000 Outside Agencies CAP		0	0	0	#DIV/0!	Community Action Program
01-4-195-40311-000 Outside Agencies VNA		27,985	27,985	27,985	0.0%	Visiting Nurse Association
01-4-195-40312-000 Outside Agencies TRIP (CCNTR)		13,394	13,394	13,394	0.0%	Twin Rivers Intergenerational Program
01-4-195-40313-000 Outside Agencies Animal Shelter		20,000	20,000	20,000	0.0%	Franklin Animal Shelter
Total Animal Control & Health Agencies	0	61,379	61,379	61,379	0.0%	
Mayor's Drug Task Force	Federal year 10 of Health & Human Services Franklin Mayor's Drug & Alcohol Abuse Task Force federal grant (ends 9/30/20)					
01-4-196-40110-000 Drug Free Communities FT Wages		95,489	51,112	65,678	-31.2%	100% Federal grant funded - see revenue line 01-4-196-33111-000
01-4-196-40210-000 Drug Free Communities Health & Dental Ins		41,828	13,354	14,934	-64.3%	100% Federal grant funded - see revenue line 01-4-196-33111-000
01-4-196-40215-000 Drug Free Communities Life Ins		360	250	429	19.2%	100% Federal grant funded - see revenue line 01-4-196-33111-000
01-4-196-40220-000 Drug Free Communities Social Sec		5,921	3,168	4,072	-31.2%	100% Federal grant funded - see revenue line 01-4-196-33111-000
01-4-196-40225-000 Drug Free Communities Medicare		1,385	741	952	-31.2%	100% Federal grant funded - see revenue line 01-4-196-33111-000
01-4-196-40230-000 Drug Free Communities NHRS		12,152	4,265	9,966	-18.0%	100% Federal grant funded - see revenue line 01-4-196-33111-000
01-4-196-40250-000 Drug Free Communities Unemployment		31	30	31	0.8%	100% Federal grant funded - see revenue line 01-4-196-33111-000
01-4-196-40260-000 Drug Free Communities WC Ins		346	26	150	-56.5%	100% Federal grant funded - see revenue line 01-4-196-33111-000
01-4-196-40299-000 Drug Free Communities Mileage Reimb		1,000	56	20,000	1900.0%	100% Federal grant funded - see revenue line 01-4-196-33111-000
01-4-196-40439-000 Drug Free Communities Other Contracted Services		94,600	80,924	124,800	31.9%	100% Federal grant funded - see revenue line 01-4-196-33111-000
01-4-196-40610-000 Drug Free Communities Supplies - Operating		1,000	3,668	33,987	3298.7%	100% Federal grant funded - see revenue line 01-4-196-33111-000
01-4-196-40611-000 Drug Free Communities Supplies - Spec Department		2,025	14,417	25,000	1134.6%	100% Federal grant funded - see revenue line 01-4-196-33111-000
Total Mayor's Drug Task Force	0	256,136	172,011	300,000	17.1%	
GRAND TOTAL HEALTH	0	317,515	233,390	361,379	13.8%	

City of Franklin, New Hampshire						
FY2022 Budget						
Expenditures						
		FY 2021		FY2022 Budget		
	Prior Year Encumbrances	Council Adopted Expenditures	Actual Expenditures (thru 6/30/21 Unadjusted)	7/27/21 Default Budget	% Change Over Prior Year Appropriated Expenditures	Account Detail
Welfare Administration						
01-4-411-40110-000 Welfare Admin FT Wages		40,998	41,054	42,046	2.6%	Part Time Administrator (Ryea)
01-4-411-40210-000 Health - Welfare		12,930	13,341	12,331	-4.6%	Medical (New Hampshire Interlocal Trust Harvard Pilgrim) an overall reduction of 4.69% due to taking a different plan option as original increase in premiums were estimated at 2.46% over FY21 rates Dental(Anthem) No change in rates from FY21
01-4-411-40220-000 Welfare Admin Social Sec		2,542	2,545	2,607	2.6%	6.2% (set by federal government)
01-4-411-40225-000 Welfare Admin Medicare		594	595	610	2.6%	1.45% (set by federal government)
01-4-411-40250-000 Welfare Admin Unemployment		31	30	31	0.0%	No Change in rate from FY21; premiums are allocated per regularly scheduled employee
01-4-411-40260-000 Welfare Admin WC Ins		98	87	115	16.9%	9.1% increase in contribution rates from FY21; premiums are a % of wages
01-4-411-40290-000 Welfare Admin Prof Devel		200	0	200	0.0%	Quarterly NHWAA meetings/training
01-4-411-40341-000 Welfare Admin Telephone		500	422	500	0.0%	
01-4-411-40560-000 Welfare Admin Membership/Dues		30	0	30	0.0%	New Hampshire Welfare Administrators Association
01-4-411-40610-000 Welfare Admin Supplies - Operating		500	39	300	-40.0%	welfare pre-printed notice of decisions, first notice, vendor vouchers, etc.
01-4-411-40625-000 Welfare Admin Postage		100	4	82	-18.0%	suspension & lien notices
01-4-411-40670-000 Welfare Admin Books & Pub		50	0	50	0.0%	State of NH welfare book
Total Welfare Administration	0	58,574	58,117	58,902	0.6%	
Welfare Direct Assistance						
01-4-412-40810-000 Direct Assistance Food - Welfare		4,000	0	4,000	0.0%	food vouchers allotted to those who qualify base on eligibility
01-4-412-40811-000 Direct Assistance Rent		23,000	3,203	23,000	0.0%	rent vouchers allotted to those who qualify base on eligibility
01-4-412-40812-000 Direct Assistance Medications		3,000	0	3,000	0.0%	medication vouchers allotted to those who qualify base on eligibility
01-4-412-40813-000 Direct Assistance Utilities		10,000	0	10,000	0.0%	utilities vouchers allotted to those who qualify base on eligibility

City of Franklin, New Hampshire						
FY2022 Budget						
Expenditures						
		FY 2021		FY2022 Budget		
	Prior Year Encumbrances	Council Adopted Expenditures	Actual Expenditures (thru 6/30/21 Unadjusted)	7/27/21 Default Budget	% Change Over Prior Year Appropriated Expenditures	Account Detail
01-4-412-40815-000 Direct Assistance Misc - Welfare		2,500	65	2,500	0.0%	gasoline, clothing, etc.
Total Welfare Direct Assistance	0	42,500	3,268	42,500	0.0%	
Welfare Vendor Payments						
01-4-413-40815-000 Vendor Payments Misc - Welfare		7,000	3,935	5,000	-28.6%	indigent burial costs
Total Welfare Vendor Payments	0	7,000	3,935	5,000	-28.6%	
GRAND TOTAL WELFARE	0	108,074	65,320	106,402	-1.5%	
Recreation	<i>Our mission is to make a positive difference in the lives of citizens of all ages through professionally managed recreation programs and activities, tournaments, and special events that foster economic impact, promote healthy lifestyles, social interaction, and civic pride among participants.</i>					
01-5-211-40110-000 Recreation Admin FT Wages		71,036	70,962	72,833	2.5%	Director (Alpers)
01-5-211-40121-000 Recreation Admin Admin Summer Rec		129,969	194,440	135,011	3.9%	Seasonal staff (summer program, before school program , after school program)
01-5-211-40121-125 Admin Summer Rec COVID - Rec State DOE		93,000	92,564	0	-100.0%	
01-5-211-40121-126 Admin Summer Rec COVID - Rec Emergency Child Care		104,600	83,117	0	-100.0%	
01-5-211-40121-439 Admin Summer Rec 21 Century		132,853	136,855	119,376	-10.1%	21st Century Grant - see revenue line 01-5-211-33111-439
01-5-211-40123-000 Recreation Admin Spec Program Wages		60,542	28,830	79,140	30.7%	(1) Full Time Year Round Event Supervisor (Hawkins); (2) Part Time Year Round Event Supervisors (Styles, Open)
01-5-211-40210-000 Recreation Admin Health & Dental Ins		61,135	41,510	70,724	15.7%	Medical (New Hampshire Interlocal Trust Harvard Pilgrim) an overall reduction of 4.69% due to taking a different plan option as original increase in premiums were estimated at 2.46% over FY21 rates Dental(Anthem) No change in rates from FY21
01-5-211-40210-439 Admin Health & Dental Ins 21 Century		6,695	14,037	6,624	-1.1%	21st Century Grant -see revenue line 01-5-211-33111-439 (Benefits for Kathleen Hawkins paid 50% by grant.)
01-5-211-40215-000 Recreation Admin Life Ins		803	914	805	0.2%	
01-5-211-40220-000 Recreation Admin Social Sec		16,216	18,081	17,793	9.7%	6.2% (set by federal government)

City of Franklin, New Hampshire						
FY2022 Budget						
Expenditures						
		FY 2021		FY2022 Budget		
	Prior Year Encumbrances	Council Adopted Expenditures	Actual Expenditures (thru 6/30/21 Unadjusted)	7/27/21 Default Budget	% Change Over Prior Year Appropriated Expenditures	Account Detail
01-5-211-40220-439 Admin FICA 21 Century		3,466	8,396	7,401	113.5%	21st Century Grant - see revenue line 01-5-211-33111-439 (Paid 50% by grant)
01-5-211-40225-000 Recreation Admin Medicare		3,792	4,228	4,161	9.7%	1.45% (set by federal government)
01-5-211-40225-439 Admin Medicare 21 Century		811	1,984	1,731	113.4%	21st Century Grant - see revenue line 01-5-211-33111-439 (Paid 50% by grant)
01-5-211-40230-000 Recreation Admin NHRS		11,224	14,043	14,501	29.2%	Retirement rates as of 7/1/21: 14.06% employee, 21.02% teacher, 33.88% police, 32.99% fire
01-5-211-40250-000 Recreation Admin Unemployment		124	118	124	0.0%	No Change in rate from FY21; premiums are allocated per regularly scheduled employee
01-5-211-40250-439 Admin Unemployment 21 Century		32	15	64	100.0%	21st Century Grant - see revenue line 01-5-211-33111-439 (Paid 50% by grant)
01-5-211-40260-000 Recreation Admin WC Ins		8,624	7,673	11,919	38.2%	9.1% increase in contribution rates from FY21; premiums are a % of wages
01-5-211-40260-439 Admin WC Ins 21 Century		3,687	3,280	3,808	3.3%	21st Century Grant- see revenue line 01-5-211-33111-439
01-5-211-40290-000 Recreation Admin Prof Devel		1,100	40	1,100	0.0%	Professional development for director & event supervisors
01-5-211-40290-439 Admin Prof Devel 21 Century		1,500	850	1,500	0.0%	21st Century Grant -see revenue line 01-5-211-33111-439
01-5-211-40291-000 Recreation Admin Staff Devel		1,200	2,527	1,200	0.0%	Summer staff: first aid & CPR, summer training, WSI, LG
01-5-211-40292-000 Recreation Background Checks		1,000	232	1,000	0.0%	Summer staff, sports volunteers, summer playground chaperones
01-5-211-40299-000 Recreation Admin Mileage Reimb		6,500	1,412	6,500	0.0%	Water samples, beaches, parks, maintenance, staff cleaners, etc.
01-5-211-40341-000 Recreation Admin Telephone		2,500	1,229	1,700	-32.0%	Office, cell phone, beach
01-5-211-40342-000 Recreation Admin Software Maint		4,760	3,600	3,600	-24.4%	Recreation software
01-5-211-40350-000 Preemployment Screening		2,000	492	2,000	0.0%	30 drug tests summer staff; 5 drug tests after school program staff
01-5-211-40390-000 Recreation Admin Other Prof Serv.		7,000	0	7,000	0.0%	Basketball officials
01-5-211-40390-439 Admin Other Prof Serv. 21 Century		1,000	0	0	-100.0%	21st Century Grant - see revenue line 01-5-211-33111-439
01-5-211-40439-000 Recreation Admin Other Contracted Services		4,900	3,228	4,900	0.0%	Water samples, music license, food license, pool tables re-cloth
01-5-211-40439-439 Admin Other Contracted Services 21 Century		10,000	4,775	10,000	0.0%	21st Century Grant - see revenue line 01-5-211-33111-439
01-5-211-40440-000 Recreation Admin Equip Lease		5,100	3,049	5,100	0.0%	Office supplies, copier lease & maintenance

City of Franklin, New Hampshire						
FY2022 Budget						
Expenditures						
		FY 2021		FY2022 Budget		
	Prior Year Encumbrances	Council Adopted Expenditures	Actual Expenditures (thru 6/30/21 Unadjusted)	7/27/21 Default Budget	% Change Over Prior Year Appropriated Expenditures	Account Detail
01-5-211-40490-000 Recreation Admin Other Property Service		23,000	7,570	23,000	0.0%	Bus rentals - summer, vacation camps, special event trips
01-5-211-40490-439 Admin Other Property Service 21 Century		11,000	11,520	10,400	-5.5%	21st Century Grant - see revenue line 01-5-211-33111-439
01-5-211-40560-000 Recreation Admin Membership/Dues		365	350	365	0.0%	NHRPA/NRPA/USTA/BJ's memberships
01-5-211-40611-000 Recreation Admin Supplies - Spec Department		1,200	325	1,200	0.0%	Sports awards, special events
01-5-211-40612-000 Recreation Admin Supplies - Medical		325	251	325	0.0%	Medical supplies - beaches, BRCC
01-5-211-40625-000 Recreation Admin Postage		800	179	800	0.0%	Office needs, letters for santa
01-5-211-40685-000 Recreation Admin Supplies - Spec Program		11,700	3,590	13,200	12.8%	Supplies & equipment for programs
01-5-211-40685-113 Admin Supplies - Spec Program After School Program - Rec		21,000	10,320	21,000	0.0%	Supplies & equipment for the before and after school program - offset by revenue
01-5-211-40685-126 Admin Supplies - Spec Program COVID - Rec Emergency Child Care		48,662	11,558	0	-100.0%	
01-5-211-40685-439 Admin Supplies - Spec Program 21 Century		5,500	21,486	8,300	50.9%	21st Century Grant - see revenue line 01-5-211-33111-439
01-5-211-40686-000 Recreation Admin Rec Supplies		12,600	5,443	7,000	-44.4%	Supplies
01-5-211-40687-000 Admin Field Trips		13,000	1,160	13,000	0.0%	Summer Field trips - offset by revenue
01-5-211-40687-113 Admin Field Trips After School Program - Rec		6,000	924	6,000	0.0%	After School and vacation camp field trips - offset by revenue
01-5-211-40750-000 Recreation Admin CO - Furn & Fixture		400	0	400	0.0%	Chairs, tables, etc.
01-5-211-40750-439 Admin CO - Furn & Fixture 21 Century		2,000	0	1,000	-50.0%	21st Century Grant see revenue line 01-5-211-33111-439
Total Recreation	0	914,721	817,156	697,606	-23.7%	

City of Franklin, New Hampshire						
FY2022 Budget						
Expenditures						
		FY 2021		FY2022 Budget		
	Prior Year Encumbrances	Council Adopted Expenditures	Actual Expenditures (thru 6/30/21 Unadjusted)	7/27/21 Default Budget	% Change Over Prior Year Appropriated Expenditures	Account Detail
Outside Agencies						
01-5-891-40521-000 Holiday Lighting Other Culture & Recreation General Liability		11,500	10,999	12,000	4.3%	Franklin Outing Club liability & worker's compensation insurance
01-5-891-40891-000 Holiday Lighting Other Culture & Recreation Holiday Lighting		800	1,383	800	0.0%	Career Firefighters Association downtown Christmas light installation & Veterans Day Wreaths
01-5-891-40892-000 Holiday Lighting Other Culture & Recreation Historic Assoc		250	250	250	0.0%	Historical Society
01-5-891-40893-000 Holiday Lighting Other Culture & Recreation UMLAC		250	250	250	0.0%	Upper Merrimack River Local Advisory Committee
Total Outside Agencies	0	12,800	12,882	13,300	3.9%	
Economic Development						
01-6-511-40335-445 Engineering CDFA Tax Credits Grant		429,133	72,392	0	-100.0%	
01-6-511-40335-449 Engineering NHDOT TAP Grant - Walkway Trestleview Bridge		640,000	67,084	0	-100.0%	
01-6-511-40390-000 Other professional services - economic development	4,500	75,000	44,956	50,000	-33.3%	\$50,000 Downtown Economic Development Coordinator (Niel Cannon); FY21 CDBG hotel feasibility study (\$25,000)
01-6-511-40390-440 Other Prof Serv. Land&Water Conservation Fund		266,870	178,384	0	-100.0%	
01-6-511-40390-447 Other Prof Serv. Opportunity Zone Work (Match for grant)		19,200	23,325	0	-100.0%	
01-6-511-40894-000 FBDIC General agency fund		50,000	50,000	50,000	0.0%	Franklin Business & Industrial Development Corporation (Increase for downtown development)
Total Economic Development	4,500	1,480,203	436,142	100,000	-93.2%	
TOTAL CITY OPERATING BUDGET	945,073	13,815,244	12,562,931	12,196,485	-11.7%	

City of Franklin, New Hampshire						
FY2022 Budget						
Expenditures						
		FY 2021		FY2022 Budget		
	Prior Year Encumbrances	Council Adopted Expenditures	Actual Expenditures (thru 6/30/21 Unadjusted)	7/27/21 Default Budget	% Change Over Prior Year Appropriated Expenditures	Account Detail
Debt Service						
01-7-111-40980-000 Principle Debt Serv - Princ		170,519	252,341	174,894	2.6%	Bonds & Notes; Roads (6th of 10 payments \$51,034.61); Fire Engine (5th of 10 payments \$64,034.86); Fiber connectivity (4th of 5 payments \$32,675.82); Ambulance (2nd of 7 payments \$27,149.11)
01-7-112-40981-000 Interest Debt Serv - Interest		27,990	31,164	23,614	-15.6%	Interest relating to bonds & notes
01-7-119-40982-000 Debt Service - Capital Leases	19,599	187,601	141,171	162,719	-13.3%	Capital Leases including interest; MSD (2) 2017 Ford F550s (4 of 6 payments \$39,964); (1) 2018 Ford Explorer Fire Car 1 (4 of 4 payments \$12,734.17); (1) 2019 Ford Explorer Fire Car 2 (3 of 4 payments \$13,516.80); (2) 2020/21 Police Interceptors (3rd payment of 4 - \$19,725.07); Sidwalk Tractor (\$9,374); (1) MSD Grader (2nd of 7 payments \$47,405.02),Purchase (2)Chevy Tahoe-Police (payment 1 of 4 estimated at \$20,000)
Total Debt Service	19,599	386,110	424,676	361,228	-6.4%	
Capital Outlay	<i>See approved 5 year Capital Improvement Plan</i>					
01-9-014-40791-432 Other Improvements-Roads Haynes Brook	0	0	0	0	#DIV/0!	
01-9-012-40720-451 Buildings CO - Bldgs LWCF - Daniell Park Bath house upgrades		90,000	4,700	0	-100.0%	202 Central Street
01-9-014-40730-000 Other Improvements CO - Land		316,250	5,000	0	-100.0%	Municipal Transportation Improvement Fund for Parking Lots (Keegan Block & Church Street)
01-9-014-40798-000 Other Improvements CO - Infrastructure		250,000	34,600	0	-100.0%	Proulx Center Security Camera Upgrade/Repair
Total Capital Outlay	0	656,250	44,300	0	-100.0%	

City of Franklin, New Hampshire						
FY2022 Budget						
Expenditures						
		FY 2021		FY2022 Budget		
	Prior Year Encumbrances	Council Adopted Expenditures	Actual Expenditures (thru 6/30/21 Unadjusted)	7/27/21 Default Budget	% Change Over Prior Year Appropriated Expenditures	Account Detail
Component Unit - School District	<i>The School Board of Franklin is dedicated to meeting the educational needs of all students in a safe learning environment</i>			<i>Default Budget</i>		
1100 - Regular education		5,076,276	4,836,582	5,404,209	6.5%	
1210 - Special education		3,034,687	2,794,226	2,913,188	-4.0%	
1220 - Summer SPED		31,228	22,866	58,464	87.2%	
1250 - Alternative education program	20,000	12,220	11,240	11,000	-10.0%	
1260 - ESL services		7,460	1,199	7,460	0.0%	
1300 - Vocational education		80,000	54,737	80,000	0.0%	
1411 - Extra curricular		19,328	15,963	20,171	4.4%	
1420 - Athletics		232,556	223,807	243,026	4.5%	
1600 - Adult ed		16,197	17,276	20,074	23.9%	
2113 - Social work services		422,861	331,658	0	-100.0%	
2122 - Counseling		428,330	383,120	412,301	-3.7%	
2134 - Nursing services		213,026	199,024	209,435	-1.7%	
2140 - Psychological services	100,000	143,272	232,202	240,014	67.5%	
2152 - Speech pathology		422,429	425,949	482,821	14.3%	
2153 - Audiology			0	0	#DIV/0!	
2160 - Occupational therapy		271,694	281,176	288,833	6.3%	
2162 - Physical Therapy		110,085	99,774	115,589	5.0%	
2210 - Curriculum trainer		39,214	39,921	49,182	25.4%	
2213 - Instructional staff training		24,275	15,889	24,436	0.7%	
2222 - School library		139,417	119,677	148,309	6.4%	
2225 - Computer assisted instruction	1,734	169,571	162,278	106,371	-37.3%	
2311 - School board services		14,186	12,354	17,082	20.4%	
2313 - District treasurer		1,898	1,292	1,898	0.0%	
2317 - Audit		26,975	27,950	25,000	-7.3%	
2318 - Legal		15,000	9,699	15,000	0.0%	
2321 - Office of the superintendent		320,152	312,376	336,048	5.0%	
2410 - Office of principal		884,846	826,714	1,031,647	16.6%	
2490 - Other admin services		7,290	4,214	7,290	0.0%	
2510 - Business services		297,121	285,187	320,204	7.8%	
2610 - Supervision of buildings & grounds		86,591	96,970	107,979	24.7%	
2620 - Operation of buildings	30,003	1,004,159	894,767	1,034,741	3.0%	
2630 - Care of grounds	123	81,053	63,043	69,955	-13.7%	
2640 - Repair & maint equip		48,426	36,810	26,552	-45.2%	
2650 - Vehicle oper & maint		5,000	4,483	6,300	26.0%	
2721 - Student transportation		286,643	261,962	286,075	-0.2%	
2722 - SPED transportation		368,711	291,862	277,932	-24.6%	
2723 - Vocational transportation		49,729	49,729	52,215	5.0%	
2724 - Athletic transportation		35,500	11,429	32,500	-8.5%	

City of Franklin, New Hampshire						
FY2022 Budget						
Expenditures						
		FY 2021		FY2022 Budget		
	Prior Year Encumbrances	Council Adopted Expenditures	Actual Expenditures (thru 6/30/21 Unadjusted)	7/27/21 Default Budget	% Change Over Prior Year Appropriated Expenditures	Account Detail
2725 - Field trip transportation		2,500	0	7,200	188.0%	
2727 - Homeless Transportation		25,000	10,552	25,000	0.0%	
2844 - Operation of information systems		226,201	231,642	247,090	9.2%	
2900 - Other support services		391,547	68,670	12,095	-96.9%	
5100 - Debt services		319,054	318,724	312,956	-1.9%	
5210 - Transfer from General Fund	25,759		31,561	0	#DIV/0!	
5251 - Transfer to Capital Reserve			0	0	#DIV/0!	
5252 - Transfer to Special Education Trust			0	0	#DIV/0!	
21- Food Services		627,412	678,007	647,571	3.2%	
Federal grants (and State Grants)		5,192,696	2,109,003	2,758,547	-46.9%	
Capital Outlay-district wide energy project/middle school roof			0	0	#DIV/0!	
					#DIV/0!	
Place holder for additional tax dollars not in original proposal				65,206	#DIV/0!	Manager's Adjustment to balance school district to tax cap as required by City Charter
Total Component Unit - School District	177,618	21,211,814	16,907,564	18,558,965	-12.5%	

City of Franklin, New Hampshire						
FY2022 Budget						
Expenditures						
		FY 2021		FY2022 Budget		
	Prior Year Encumbrances	Council Adopted Expenditures	Actual Expenditures (thru 6/30/21 Unadjusted)	7/27/21 Default Budget	% Change Over Prior Year Appropriated Expenditures	Account Detail
INTERFUND OPERATING TRANSFERS OUT						
Special Revenue Funds						
01-9-051-40911-000 Trans to SRFs Trans to Conservation		400	400	400	0.0%	Conservation Commission
01-9-051-40912-000 Trans to SRFs Trans to Heritage		250	250	250	0.0%	Heritage Commission
01-9-051-40913-000 Trans to SRFs Trans to Dare		0	0	0	#DIV/0!	DARE program
01-9-051-40915-000 Trans to SRFs Trans to Library		226,109	0	230,066	1.8%	Supports library wage and benefit lines plus \$51,500 stipend
Total Special Revenue Funds	0	226,759	650	230,716	1.7%	
Capital Reserve Funds						
01-9-053-40975-000 Trf to CRF - Bessie Rowell		20,000	20,000	20,000	0.0%	\$5,000 annual payment from each occupant including City for future capital repairs; (3) non City occupants portion (\$15,000) offset by revenue line 01-1-944-35040-000
01-9-053-40970-000 Trf to CRF - Police Dispatch		229,696	229,969	0	-100.0%	One time surplus revenue per State 20/21 budget - to capital reserve fund for police dispatch update (\$1m project)
01-9-053-40972-000 Trans to CRFs Trans to MSD CRF		224,410				
New Acct- Capital Reserve for Reval		0	0	50,000	#DIV/0!	Place holder for FY23 Property Reval
Total Capital Reserve Funds	0	474,106	249,969	70,000	-85.2%	
GRAND TOTAL INTERFUND OPERATING TRANSFERS OUT	0	700,865	250,619	300,716	-57.1%	
TOTAL CITY BUDGET	1,142,290	36,770,282	30,190,090	31,417,394	-14.6%	
		15,558,469	Municipal	12,858,429		Ties to Resolution 01-22 per DRA rules
		21,211,814	School District	18,558,965		Ties to Resolution 01-22 per DRA rules
TAXES COLLECTED ON BEHALF OF OTHERS, OVERLAY & EXEMPTIONS						

City of Franklin, New Hampshire						
FY2022 Budget						
Expenditures						
		FY 2021		FY2022 Budget		
	Prior Year Encumbrances	Council Adopted Expenditures	Actual Expenditures (thru 6/30/21 Unadjusted)	7/27/21 Default Budget	% Change Over Prior Year Appropriated Expenditures	Account Detail
01-0-000-31101-000 Overlay		31,000	5,544	31,000	0.0%	
01-0-000-31102-000 Vet Exemptions		146,325	144,625	138,275	-5.5%	April 15 deadline for Vet exemption paperwork
01-0-000-24500-000 Reserve for Tax Increment Financing District - Industrial Park		23,307	0	21,243	-8.9%	
01-0-000-24500-000 Reserve for Tax Increment Financing District - Franklin Falls Mixed Use		50,694		46,260	-8.7%	
01-0-000-40978-000 Transfer to County		1,783,039	1,783,039	1,765,387	-1.0%	estimating 2021 County Tax Apportionment at a 0.99% decrease from 2020
TOTAL TAXES COLLECTED ON BEHALF OF OTHERS, OVERLAY & EXEMPTIONS	0	2,034,365	1,933,208	2,002,165	-1.6%	
GRAND TOTAL GENERAL FUND EXPENDITURES	1,142,290	38,804,646	32,123,298	33,419,559	-13.9%	
FY2020 General Fund Appropriated Expenditures Proof:						
Original Budget (Resolution 01-21)	32,071,276					
Supplemental Budget Appropriations:						
Resolution Numbers:						
03-21 ESSER Grant-School (Covid 19)	539,150.57					
04-21 SAMSHA grant-Mayor's Drug Task Force	225,000					
05-21 Rec grant through DOE and CCRSP (Covid 19)	142,600					
06-21 Election assistance grant (Covid 19)	15,757					
07-21 Land & Water Conservation Grant (Daniell Park Bath House)	90,000					
08-21 GOFERR grant (Covid 19)	206,402					
09-21 Additional Funding for School	720,613					
10-21 Transfer of Funds from Turcotte fund for Fire	10,132					
11-21 NHDOS Homeland Security grant for Emergency operations (Fire)	62,904					
12-21 GOFERR grant for School	185,200					
13-21 Child Care Assistance grant (Rec-Covid 19)	43,006.95					
16-21 CDBG Hotel Feasibility Study	25,000					
18-21 ESSER II Grant-School (Covid 19)	2,662,250					
19-21 Supplemental Appropriations	224,410					
20-21 Rec-Covid 19 Child Care monies	60,655					
21-21 Rec-Century 21 grant monies	21,041					
Non Lapsing Appropriations From Prior Year						
Resolution 4-19 (Highway Maint)	100,000					

City of Franklin, New Hampshire						
FY2022 Budget						
Expenditures						
		FY 2021		FY2022 Budget		
	Prior Year Encumbrances	Council Adopted Expenditures	Actual Expenditures (thru 6/30/21 Unadjusted)	7/27/21 Default Budget	% Change Over Prior Year Appropriated Expenditures	Account Detail
Resolution 08-19 (Land & Water Conservation Fund-Mill City Park)	266,870					
Resoultion 16-19 (NH DOT TAP Grant-Tressel Bridge)	640,000					
Resolution 20-19 (Emergency Mgmt Plan update)	4,834					
Resolution 04-20 (CDAF Tax Credits)	429,133					
Resolution 09-20 (USDA Rural Devel Grant for Economic Dev Assistance)	19,200					
Resolution 19-20 Covid 19 monies	64,907					
DRA tax rate setting adjustments	(25,695)					
Total FY2020 General Fund Appropriated Expenditures	38,804,646					

City of Franklin, New Hampshire						
FY2022 Budget						
Expenditures						
		FY 2021		FY2022 Budget		
	Prior Year Encumbrances	Council Adopted Expenditures	Actual Expenditures (thru 6/30/21 Unadjusted)	7/27/21 Default Budget	% Change Over Prior Year Appropriated Expenditures	Account Detail
CAPITAL PROJECTS EXPENDITURES						
04-9-014-40798-122 Franklin Falls Mixed Use TIF exp		835,988	0	0	-100.0%	Franklin Falls Mixed Use TIF amendment 1
TOTAL CAPITAL PROJECTS EXPENDITURES	0	835,988	0	0	-100.0%	

City of Franklin, New Hampshire						
FY2022 Budget						
Expenditures						
		FY 2021		FY2022 Budget		
	Prior Year Encumbrances	Council Adopted Expenditures	Actual Expenditures (thru 6/30/21 Unadjusted)	7/27/21 Default Budget	% Change Over Prior Year Appropriated Expenditures	Account Detail
GRANT FUND EXPENDITURES						
MMRS Exp - 429		20,000	9,278	20,000	0.0%	
TOTAL GRANT FUND EXPENDITURES	0	20,000	9,278	20,000	0.0%	

City of Franklin, New Hampshire						
FY2022 Budget						
Expenditures						
		FY 2021		FY2022 Budget		
	Prior Year Encumbrances	Council Adopted Expenditures	Actual Expenditures (thru 6/30/21 Unadjusted)	7/27/21 Default Budget	% Change Over Prior Year Appropriated Expenditures	Account Detail
PARKS & RECREATION SPECIAL REVENUE FUND EXPENDITURES						
24-5-211-40430-000 Admin Bldg Repairs & Maint		500	0	500	0.0%	
24-5-211-40611-000 Admin Supplies - Spec Department		4,000	3,785	4,000	0.0%	Program expenses
24-5-211-40684-000 Admin Instructor Programs		8,000	7,426	8,000	0.0%	
24-5-211-40690-000 Admin Misc Supplies		2,000	1,639	2,000	0.0%	Soda and food purchases
24-5-211-40691-000 Admin Misc Expend		500	233	500	0.0%	
24-5-211-40880-000 Admin Scholarships		500	0	500	0.0%	
TOTAL PARKS & RECREATION SPECIAL REVENUE FUND EXPENDITURES	0	15,500	13,083	15,500	0.0%	

City of Franklin, New Hampshire						
FY2022 Budget						
Expenditures						
		FY 2021		FY2022 Budget		
	Prior Year Encumbrances	Council Adopted Expenditures	Actual Expenditures (thru 6/30/21 Unadjusted)	7/27/21 Default Budget	% Change Over Prior Year Appropriated Expenditures	Account Detail
OUTSIDE POLICE DETAILS SPECIAL REVENUE FUND EXPENDITURES						
25-0-000-40110-000 FT Wages		10,500	7,275	12,000	14.3%	\$47/hour officer rate for July 2021-Dec 2021 then \$49/hr for Jan 2022-June 2022 @ 250 hours
25-0-000-40220-000 FICA		0	82	50	#DIV/0!	6.2% (set by federal government)
25-0-000-40225-000 Medicare		152	105	174	14.5%	1.45% (set by federal government)
25-0-000-40230-000 NHRS		2,985	0	0	-100.0%	Not subject to retirement
25-0-000-40260-000 WC Ins		335	298	346	3.3%	9.1% increase in contribution rates from FY21; premiums are a % of wages
25-0-000-40850-000 Spec Fund Expend		1,527	0	4,680	206.5%	Administrative fee retained by fund
TOTAL OUTSIDE POLICE DETAILS SPECIAL REVENUE FUND EXPENDITURES	0	15,500	7,760	17,250	11.3%	
LIBRARY SPECIAL REVENUE FUND EXPENDITURES	<i>The Franklin Public Library provides free and equal access to information and ideas through books, programs, and other resources (including computers) to all members of the community.</i>					
31-5-521-40110-000 Admin FT Wages		122,601	101,637	124,423	1.5%	Library Director (Sargent); Children's Librarian (Leighton); Library Assistant (Open)
31-5-521-40120-000 Admin PT Wages		2,847	0	2,833	-0.5%	Library page (Open)
31-5-521-40210-000 Admin Health & Dental Ins		26,779	27,116	25,581	-4.5%	Medical (New Hampshire Interlocal Trust Harvard Pilgrim) an overall reduction of 4.69% due to taking a different plan option as original increase in premiums were estimated at 2.46% over FY21 rates Dental(Anthem) No change in rates from FY21
31-5-521-40215-000 Admin Life Ins		825	816	820	-0.6%	
31-5-521-40220-000 Admin FICA		7,778	6,292	7,890	1.4%	6.2% (set by federal government)
31-5-521-40225-000 Admin Medicare		1,819	1,471	1,845	1.4%	1.45% (set by federal government)
31-5-521-40230-000 Admin NHRS		11,566	10,947	14,788	27.9%	Retirement rates as of 7/1/21: 14.06% employee, 21.02% teacher, 33.88% police, 32.99% fire
31-5-521-40250-000 Admin Unemployment		93	89	93	0.0%	No Change in rate from FY21; premiums are allocated per regularly scheduled employee
31-5-521-40260-000 Admin WC Ins		301	268	294	-2.2%	9.1% increase in contribution rates from FY21; premiums are a % of wages
31-5-521-40433-000 Library Service Contracts		20,000	17,639	20,000	0.0%	computer network, Wi-Fi, elevator, telephone, photocopier, microfilm machine

City of Franklin, New Hampshire						
FY2022 Budget						
Expenditures						
		FY 2021		FY2022 Budget		
	Prior Year Encumbrances	Council Adopted Expenditures	Actual Expenditures (thru 6/30/21 Unadjusted)	7/27/21 Default Budget	% Change Over Prior Year Appropriated Expenditures	Account Detail
31-5-521-40439-000 Admin Other Contracted Services		17,160	17,160	17,160	0.0%	Contribution to city-wide cleaning personnel
31-5-521-40560-000 Admin Membership/Dues		500	175	500	0.0%	NHLA (2) & NHLTA (7)
31-5-521-40620-000 Admin Supplies - Office		3,000	3,835	3,000	0.0%	paper products, copy paper, toner cartridges, misc. office supplies, postage
31-5-521-40670-000 Admin Books & Pub		16,000	11,080	16,000	0.0%	books, newspapers, magazines, DVDs, CDs, Overdrive membership, museum passes
31-5-521-40685-000 Admin Supplies - Spec Program		4,370	0	4,370	0.0%	summer reading programs, community day, school vacation events
31-5-521-40813-000 Library Utilities		16,000	9,642	16,000	0.0%	heat, electric, phone, cable, water/sewer
TOTAL LIBRARY SPECIAL REVENUE FUND EXPENDITURES	0	251,640	208,167	255,597	1.6%	

City of Franklin, New Hampshire					
FY2022 Budget					
Expenses					
	FY 2021		FY2022 Budget		
	Council Adopted Expenditures	Actual Expenditures (thru 06/30/21 Unadjusted)	7/27/21 Default Budget	% Change Over Prior Year Appropriated Expenses	Account Detail
WATER ENTERPRISE FUND					
Water Administration					
21-0-331-40110-000 Water Admin FT Wages	300,310	271,276	311,182	3.6%	Water Treatment Working Foreman (Leifester 90%);Water Distribution/Sewer Working Foreman (K.Kreis 50%); Heavy Equipment Operator II in Treatment (open); Heavy Equipment Operator I (Laquadara); ; Light Equipment Operator (Allesandro);Light Equipment Operator in water/sewer(open); City Clerk's Office (Gargano, Morang, Davis 17.5%); Finance Director (Gaudette 10%); Accountant (Newton 10%); Finance Assistant (Kulacz 5%); MSD Director (Sullivan 45%); MSD Deputy Director (Hanscom 65%); MSD Account Clerk (Creasey 45%); Mechanical Garage Wages (Small, Lutz 5%)
21-0-331-40140-000 Water Admin OT Wages	30,000	22,626	30,000	0.0%	
21-0-331-40210-000 Water Admin Health & Dental Ins	182,569	134,457	183,997	0.8%	Medical (New Hampshire Interlocal Trust Harvard Pilgrim) an overall reduction of 4.69% due to taking a different plan option as original increase in premiums were estimated at 2.46% over FY21 rates Dental(Anthem) No change in rates from FY21
21-0-331-40215-000 Water Admin Life Ins	2,405	2,111	2,413	0.3%	
21-0-331-40220-000 Water Admin FICA	20,479	18,126	21,153	3.3%	6.2% (set by federal government)
21-0-331-40225-000 Water Admin Medicare	4,790	4,244	4,947	3.3%	1.45% (set by federal government)
21-0-331-40230-000 Water Admin NHRS	36,896	31,906	47,330	28.3%	Retirement rates as of 7/1/21: 14.06% employee, 21.02% teacher, 33.88% police, 32.99% fire
21-0-331-40250-000 Water Admin Unemployment	193	184	207	7.2%	No Change in rate from FY21; premiums are allocated per regularly scheduled employee
21-0-331-40260-000 Water Admin WC Ins	7,264	6,463	6,822	-6.1%	9.1% increase in contribution rates from FY21; premiums are a % of wages
21-0-331-40291-000 Water Admin Staff Devel	3,200	1,531	3,200	0.0%	6 NHDES certified operators required by State. Costs include annual mandatory training and license costs. 4 new employees are unlicensed
21-0-331-40320-000 Water Admin Legal	300	0	300	0.0%	All legal costs related to water issues to include lien costs for non-payment of water bills

City of Franklin, New Hampshire					
FY2022 Budget					
Expenses					
	FY 2021		FY2022 Budget		
	Council Adopted Expenditures	Actual Expenditures (thru 06/30/21 Unadjusted)	7/27/21 Default Budget	% Change Over Prior Year Appropriated Expenses	Account Detail
21-0-331-40330-000 Water Admin Audit	3,375	3,375	3,375	0.0%	Portion of audit of Water fund (15%)
21-0-331-40335-000 Water Admin Engineering	6,000	20,941	6,000	0.0%	Cost to include contract engineering work (Levy) and GIS mapping/data collection
21-0-331-40341-000 Water Admin Telephone	4,129	3,549	4,129	0.0%	(5) Cell phones, office phones including Tannery Street and Water Treatment Plant Digsafe; SCADA communications etc. (50% Water; 50% Sewer)
21-0-331-40342-000 Water Admin Software Maint	10,631	12,388	14,867	39.8%	AccuFund & Avitar support and maintenance; Avitar software; IT Contract
21-0-331-40350-000 Medical	900	361	900	0.0%	random drug testing, annual physicals, pre-employment physicals
21-0-331-40410-000 Water Admin Electricity	3,139	3,304	3,884	23.7%	50% Administration Building
21-0-331-40411-000 Water Admin Heating Oil/Gas	2,010	1,833	2,010	0.0%	50% Administration Building
21-0-331-40430-000 Water Admin Bldg Repairs & Maint	200	295	200	0.0%	Paper towels, etc.; any repairs to office building (Water Fund share)
21-0-331-40439-000 Water Admin Other Contracted Services	3,400	3,631	3,200	-5.9%	50% Of Cleaning Contract; Background Checks, data collection for mapping
21-0-331-40440-000 Water Admin Equip Lease	400	371	400	0.0%	Portion of MSD office copier
21-0-331-40521-000 Water Admin General Liability	41,400	36,508	38,580	-6.8%	Insurance costs related to the operation of the Water fund
21-0-331-40528-000 Water Admin Gen Liab Deduct	1,000	500	1,000	0.0%	Any insurance claim deductibles for Water Dept. claims
21-0-331-40551-000 Water Admin Advert/Legal Notices	200	0	200	0.0%	Legal notices as needed; newspaper ads
21-0-331-40560-000 Water Admin Membership/Dues	1,100	1,237	1,200	9.1%	AWWA, GSRWW, NHWWA, NEWWA (Water Dept. training dues required to participate)
21-0-331-40620-000 Water Admin Supplies - Office	700	887	700	0.0%	Paper, pens, etc. for Water Dept.
21-0-331-40625-000 Water Admin Postage	2,550	2,757	2,250	-11.8%	Mailing Bills for Water Dept.
21-0-331-40840-000 Water Admin PILOT	2,412	2,052	2,412	0.0%	Payment in lieu of taxes for Water Dept. land in Sanbornton

City of Franklin, New Hampshire					
FY2022 Budget					
Expenses					
	FY 2021		FY2022 Budget		
	Council Adopted Expenditures	Actual Expenditures (thru 06/30/21 Unadjusted)	7/27/21 Default Budget	% Change Over Prior Year Appropriated Expenses	Account Detail
21-0-331-40980-000 Water Admin Debt Serv - Princ	338,034	298,034	338,034	0.0%	\$130,180 USDA Rural Development (Water Treatment Facility - expires 2040); \$85808 DWSRF West Franklin Water Tanks (expires 2034); \$53,924 Cross Street Rehabilitation/US3 Water Main Relocation Projects (expires 2027), \$28,122 Pleasant St. PRV (expires 2029) (Place holder for New Hampton Rd Water Main Project \$40,000)
21-0-331-40981-000 Water Admin Debt Serv - Interest	251,186	141,186	251,186	0.0%	\$57,848 USDA Rural Development (Water Treatment Facility - expires 2040); \$ 75,727 DWSRF West Franklin Water Tanks (expires 2034); \$ \$4,797 Cross Street Rehabilitation/US3 Water Main Relocation Projects (expires 2027); \$ 2,813 Pleasant Street PRV (expires 2029) ; New Hampton Rd. Water Main Replacement place holder \$110,000
Total Water Administration	1,261,171	1,026,131	1,286,078	2.0%	
Water Distribution					
21-0-332-40430-000 Water Operations Bldg Repairs & Maint	500	1,651	2,150	330.0%	All Facilities, \$1650 includes 50% cost of lighting upgrades to Tannery St bldg (total cost \$3,300)
21-0-332-40439-000 Water Operations Other Contracted Services	62,000	73,309	62,000	0.0%	2,495 Service Connections and 52 miles of pipe; outside contract work for water service and water main repairs and replacements; taps, emergency repairs of meter tests.
21-0-332-40610-000 Water Operations Supplies - Operating	45,000	68,113	55,000	22.2%	Piping for services and water mains; hydrants, curb stops; specialized tools. Stone, gravel & asphalt for trench and street repair ongoing
21-0-332-40611-000 Water Operations Supplies - Spec Department	800	672	800	0.0%	Purchase of biodegradable antifreeze for winterizing hydrants + other chemicals
21-0-332-40636-000 Water Operations Fuel Gas/Diesel	17,500	12,802	26,000	48.6%	Fuel, motor oil, hydraulic oil for motorized equipment (Note: Snow and ice fuel need to be evaluated and separated by an avg.%)
21-0-332-40642-000 Water Operations Uniforms	7,200	3,994	7,200	0.0%	Uniforms, boots, gloves, safety equipment (4 Water+2 Sewer employees) Personal Protective Equipment (PPE)
21-0-332-40660-000 Water Operations Vehicle Maint	24,000	42,272	24,000	0.0%	Repairs to 2 vans, (service truck 50% water + sewer), backhoe, 1 ton and 6 wheel dump trucks. Aging equipment reflects cost increase
21-0-332-40740-000 Water Operations CO - Mach & Equip	32,400	18,286	40,647	25.5%	Ongoing meter repair,inventory and replacement; misc. repairs to water department machinery and equipment 36 @ \$275 each(9,900). Partial reappropriation from FY21 budget to replace water/ sewer service truck #13=25% of total cost (\$30,747)

City of Franklin, New Hampshire					
FY2022 Budget					
Expenses					
	FY 2021		FY2022 Budget		
	Council Adopted Expenditures	Actual Expenditures (thru 06/30/21 Unadjusted)	7/27/21 Default Budget	% Change Over Prior Year Appropriated Expenses	Account Detail
21-0-332-40798-000 Water Operations CO - Infrastructure	215,293	84,010	330,000	53.3%	Acme 1 Well + Franklin Falls Well, and Pump Rehabilitation Projects (\$70,000 each) = 140,000; Replace service connections+ hydrants from old 8 inch to new 12 inch water main No. Main St. (\$26,00); 2 new pump+ motors Babbitt Rd. pump station \$148,000; cleaning 4 water tanks NHDES required every 5 yrs. =\$16,000
21-0-332-40798-444 Water Operations CO - Infrastructure	0	0		#DIV/0!	
New Hampton Road Water Mains					
21-0-332-40798-443 Water Operations CO - Infrastructure	40,000	12,600	30,250	-24.4%	NHDES Asset Management Grant \$40,000 offset by 50% grant match of \$20,000 see revenue line item # 21-3-000-35090 note: grant extended to 12/1/21
Asset Management Inventory					
Total Water Distribution	444,693	317,709	578,047	30.0%	
Water Supply	Excludes Water Treatment Facility				
21-0-333-40345-000 Water Supply/Distrib Equip Maint	500	155	500	0.0%	General maintenance
21-0-333-40410-000 Water Supply/Distrib Electricity	77,182	58,591	65,000	-15.8%	Electrical costs for all system buildings except WTP and pumping stations; propane for emergency generators
21-0-333-40411-000 Water Supply/Distrib Heating Oil/Gas	5,932	5,956	5,932	0.0%	Cost to heat pumping stations, water garage and other buildings except WTP
21-0-333-40430-000 Water Supply/Distrib Bldg Repairs & Maint	2,500	1,283	2,500	0.0%	(6) pumping stations and Tannery Street garage + WTP maintenance and upkeep
21-0-333-40439-000 Water Supply/Distrib Other Contracted Services	3,724	10,221	5,492	47.5%	State DES water testing & specialty testing by private labs / additional testing required
21-0-333-40610-000 Water Supply/Distrib Supplies - Operating	6,800	9,957	11,309	66.3%	Disinfection chemicals -caustic soda and sodium hypochloritefor treatment and disinfection at the plant and Sanbornton Pump Station
Total Water Supply	96,638	86,162	90,733	-6.1%	
Water Treatment Facility					
21-0-334-40410-000 Electricity-Water Treatment Facility	43,500	73,194	48,000	10.3%	Electrical cost for Acme wells 1 and 2 and Water Treatment Facility; lights, cost to pump and produce potable water.

City of Franklin, New Hampshire					
FY2022 Budget					
Expenses					
	FY 2021		FY2022 Budget		
	Council Adopted Expenditures	Actual Expenditures (thru 06/30/21 Unadjusted)	7/27/21 Default Budget	% Change Over Prior Year Appropriated Expenses	Account Detail
21-0-334-40411-000 Heating Oil/Gas - Water Treatment Facility	4,200	4,053	4,200	0.0%	
21-0-334-40430-000 Water Treatment Facility Bldg Repairs & Maint	11,500	1,677	6,400	-44.3%	Complete inventory to maintain and repair and replace pumps valves and other propriatoy equipment/ Resource Room Retrofits for plans and staff training.
21-0-334-40490-000 Water Treatment Facility Other Property Service	126,900	104,275	126,900	0.0%	Plant operations; Roberts, Inc. Filters(\$9,600); HVAC(\$1200.00); calibration of meters(\$800) N.E.Integration Plant upgrades year 2 of 3 (\$115,300)
21-0-334-40610-000 Operating Supplies - Water Treatment Facility	32,500	64,360	72,600	123.4%	Sodium hypochlorite + soda ash costs for water treatment facility and Sanbornton supplies for meters and testing equipment.
Total Water Treatment Facility	218,600	247,559	258,100	18.1%	
TOTAL WATER ENTERPRISE FUND EXPENSES	2,021,102	1,677,561	2,212,958	9.5%	
SEWER ENTERPRISE FUND					
Sewer Administration					
22-0-321-40110-000 Sewer Internal Operations FT Wages	161,638	147,341	166,220	2.8%	Water Treatment Working Foreman (Leifester 10%);Water Distribution/Sewer Working Foreman (K.Kreis 50%); Heavy Equipment Operator II in Treatment (open); Heavy Equipment Operator I (Laquadara); ; Light Equipment Operator (Allesandro);Light Equipment Operator in water/sewer(open); City Clerk's Office (Gargano, Morang, Davis 17.5%); Finance Director (Gaudette 10%); Accountant (Newton 10%); Finance Assistant (Kulacz 5%); MSD Director (Sullivan 15%); MSD Deputy Director (Hanscom 15%); MSD Account Clerk (Creasey 15%); Mechanical Garage Wages (Small, Lutz 5%)
22-0-321-40140-000 Sewer Internal Operations OT Wages	11,000	16,914	11,000	0.0%	Emergency call ins off hours

City of Franklin, New Hampshire					
FY2022 Budget					
Expenses					
	FY 2021		FY2022 Budget		
	Council Adopted Expenditures	Actual Expenditures (thru 06/30/21 Unadjusted)	7/27/21 Default Budget	% Change Over Prior Year Appropriated Expenses	Account Detail
22-0-321-40210-000 Sewer Internal Operations Health & Dental Ins	114,550	93,428	112,219	-2.0%	Medical (New Hampshire Interlocal Trust Harvard Pilgrim) an overall reduction of 4.69% due to taking a different plan option as original increase in premiums were estimated at 2.46% over FY21 rates Dental(Anthem) No change in rates from FY21
22-0-321-40215-000 Sewer Internal Operations Life Ins	1,299	1,105	1,297	-0.1%	
22-0-321-40220-000 Sewer Internal Operations FICA	10,704	10,114	10,988	2.7%	6.2% (set by federal government)
22-0-321-40225-000 Sewer Internal Operations Medicare	2,503	2,369	2,570	2.7%	1.45% (set by federal government)
22-0-321-40230-000 Sewer Internal Operations NHRS	19,284	17,439	24,704	28.1%	Retirement rates as of 7/1/21: 14.06% employee, 21.02% teacher, 33.88% police, 32.99% fire
22-0-321-40250-000 Sewer Internal Operations Unemployment	109	98	114	4.5%	No Change in rate from FY21; premiums are allocated per regularly scheduled employee
22-0-321-40260-000 Sewer Internal Operations WC Ins	3,306	2,941	3,552	7.4%	9.1% increase in contribution rates from FY21; premiums are a % of wages
22-0-321-40320-000 Sewer Internal Operations Legal	500	0	500	0.0%	Legal expenses related to Sewer to include lien costs for non-payment of sewer fees
22-0-321-40330-000 Sewer Internal Operations Audit	1,125	1,125	1,125	0.0%	Portion of audit for Sewer Dept. (5%)
22-0-321-40335-000 Sewer Internal Operations Engineering	5,000	1,866	5,000	0.0%	Preliminary engineering work for projects; any other sewer related engineering items and NHDES/USEPA/NPDES permit requirements.
22-0-321-40341-000 Telephone - Sewer	423	443	504	19.1%	Metrocast (phone & internet) - 50% water/sewer garage
22-0-321-40342-000 Sewer Internal Operations Software Maint	6,065	6,219	7,136	17.7%	AccuFund & Avitar support and maintenance; Avitar software; IT Contract
22-0-321-40350-000 Medical - Sewer	500	265	500	0.0%	random drug testing, annual physicals, etc.
22-0-321-40410-000 Sewer Internal Operations Electricity	2,650	2,622	2,800	5.7%	Electricity for So Sulloway & Dana Court pumping station; 50% of water/sewer Tannery Street garage

City of Franklin, New Hampshire					
FY2022 Budget					
Expenses					
	FY 2021		FY2022 Budget		
	Council Adopted Expenditures	Actual Expenditures (thru 06/30/21 Unadjusted)	7/27/21 Default Budget	% Change Over Prior Year Appropriated Expenses	Account Detail
22-0-321-40411-000 Sewer Internal Operations Heating Oil/Gas	1,400	1,212	1,400	0.0%	50% water/sewer Tannery Street garage
22-0-321-40430-000 Bldg Maint - Sewer	400	178	2,050	412.5%	50% supplies at water/sewer Tannery Street garage, \$1650 includes 50% cost of lighting upgrades to Tannery St bldg (total cost \$3,300)
22-0-321-40439-000 Sewer Internal Operations Other Contracted Services	15,000	17,115	15,000	0.0%	Maintenance of 1886 sewer connections & 27 miles City sanitary sewer system. Numerous ongoing and unidentifiable line failures
22-0-321-40440-000 Sewer Internal Operations Equip Lease	363	371	363	0.0%	Portion of MSD office copier
22-0-321-40521-000 Sewer Internal Operations General Liability	9,000	7,937	8,387	-6.8%	Portion of all insurance related to Sewer
22-0-321-40528-000 Sewer Internal Operations Gen Liab Deduct	1,000	500	1,000	0.0%	Sewer related damages to private property (deductible)
22-0-321-40610-000 Sewer Internal Operations Supplies - Operating	200	4,029	200	0.0%	Paper, pens, general office materials
22-0-321-40611-000 Sewer Internal Operations Supplies - Spec Department	12,000	7,225	12,000	0.0%	Operating supplies relating to sewer system: pipe, manholes, road materials, equipment, tools
22-0-321-40620-000 Sewer Internal Operations Supplies - Office	500	381	500	0.0%	Printing costs for billing and other office supplies. 1/3 of copier maintenance
22-0-321-40625-000 Sewer Internal Operations Postage	2,349	2,757	2,349	0.0%	Postage for mailing sewer bills
22-0-321-40660-000 Sewer Internal Operations Vehicle Maint	4,500	3,072	4,500	0.0%	Parts for 2 jet rodders, 1 ton dump truck (50%), sewer van, excavator.
22-0-321-40740-000 Sewer Internal Operations CO - Mach & Equip	67,500	6,875	92,242	36.7%	Reappropriation from FY21. Replace Sewer/ Water Service Truck #13. Sewer Share 75% (\$92,242)
22-0-321-40798-000 Sewer Internal Operations CO - Infrastructure	269,241	63,766	194,241	-27.9%	10th Year required implementation of USEPA/ NPDES permit- including operation & maintenance plan requirements. Meter replacement (\$10,000); Inflow and Infiltration Reduction Program implementation based on CCTV findings.(\$184,241)

City of Franklin, New Hampshire					
FY2022 Budget					
Expenses					
	FY 2021		FY2022 Budget		
	Council Adopted Expenditures	Actual Expenditures (thru 06/30/21 Unadjusted)	7/27/21 Default Budget	% Change Over Prior Year Appropriated Expenses	Account Detail
22-0-321-40980-000 Sewer Internal Operations Debt Serv - Princ	43,229	43,229	43,229	0.0%	\$43,229.12 NHDES/SRF Loan for North Main/Route11/Kidder Avenue sewer main replacement project (expires 2026)
22-0-321-40981-000 Sewer Internal Operations Debt Serv - Interest	11,222	11,222	11,222	0.0%	\$11,222.22 NHDES/SRF Loan for North Main/Route11/Kidder Avenue sewer main replacement project (expires 2026)
Total Sewer Administration	778,560	474,158	738,912	-5.1%	
Sewer External Operations	Winnepesaukee River Basin Program - 10 community program with shared costs based on a formula established in the 70's. Program is operated by State of New Hampshire with a local advisory board made up of participating communities.				
22-0-322-40581-000 Sewer External Operations WSPCC Admin	212,084	173,818	212,084	0.0%	Franklin is 16% of total WRBP cost
22-0-322-40582-000 Sewer External Operations WSPCC Capital	193,500	192,779	192,779	-0.4%	Franklin is 22% of total WRBP cost
22-0-322-40583-000 Sewer External Operations WSPCC O & M Costs	421,388	471,533	421,388	0.0%	Franklin is 16% of total WRBP cost
22-0-322-40584-000 Sewer External Operations WSPCC Replacement Costs	55,018	56,246	56,246	2.2%	Franklin is 8% of total WRBP cost
Total Sewer External Operations	881,990	894,376	882,497	0.1%	Franklin's share for Administrative Cost's under WRBP current assessment formula
TOTAL SEWER ENTERPRISE FUND EXPENSES	1,660,550	1,368,534	1,621,409	-2.4%	

CITY OF FRANKLIN, NEW HAMPSHIRE
FISCAL YEAR 2022 DEFAULT BUDGET



SECTION 9 - GENERAL FUND REVENUE & EXPENDITURE HISTORY

City of Franklin, New Hampshire					
Municipal Departments General Fund Expenditure History					
	Actuals for Budget Year				
	2015	2016	2017	2018	2019
Account Number	Final				
01-1-301-40130-000 Mayor/City Council Elected Official Wages	4,550	4,850	2,400	4,550	4,325
01-1-301-40220-000 Mayor/City Council FICA	282	301	149	282	268
01-1-301-40225-000 Mayor/City Council Medicare	66	70	35	66	63
01-1-301-40260-000 Mayor/City Council WC Ins	16	16	6	12	11
01-1-301-40560-000 Mayor/City Council Membership/Dues	5,985	6,059	6,225	6,455	6,663
01-1-301-40611-000 Mayor/City Council Supplies - Spec Department	419	506	539	793	859
01-1-302-40110-000 City Mgr Office FT Wages	144,039	140,181	149,642	101,056	139,074
01-1-302-40110-435 City Manager FT Wages USDA Rural Tech Assistance		17,750	31,935	25,000	45,000
01-1-302-40140-000 City Mgr Office OT Wages	1,821	1,357	2,501	2,821	6,767
01-1-302-40210-000 City Mgr Office Health & Dental Ins	33,411	26,252	24,065	7,845	41,316
01-1-302-40215-000 City Mgr Office Life Ins	1,248	1,158	1,245	539	1,178
01-1-302-40220-000 City Mgr Office FICA	9,034	9,015	9,246	6,268	8,885
01-1-302-40225-000 City Mgr Office Medicare	2,114	2,100	2,162	1,476	2,155
01-1-302-40230-000 City Mgr Office NHRS	15,084	14,995	15,691	8,906	17,341
01-1-302-40250-000 City Mgr Office Unemployment	89	76	70	77	72
01-1-302-40260-000 City Mgr Office WC Ins	348	359	372	371	385
01-1-302-40290-000 City Mgr Office Prof Devel	1,250	394	3,594	74	636
01-1-302-40291-000 City Mgr Office Staff Devel				400	0
01-1-302-40341-000 City Mgr Office Telephone	2,129	1,386	1,158	1,313	1,175
01-1-302-40390-000 City Mgr Office Other Prof Services					
01-1-302-40491-000 City Mgr Office - Nuisance Abatement	19,718	9,301	74,184	52,168	74,730
01-1-302-40529-000 City Mgr Office - Joint Loss Safety	260	437	394	1,162	0
01-1-302-40560-000 City Mgr Office Membership/Dues	1,102	1,158	1,178	1,093	300
01-1-302-40599-000 City Mgr Office - Contingent Grant	37,647	70,981	30,958	70,647	30,606
01-1-302-40599-404 City Manager Contingent Grant Drug Free Communities	63,999	74,591	83,123	66,566	39,681
01-1-302-40611-000 City Manager Supplies - Spec Department					
01-1-302-40625-000 City Mgr Office Postage	223	110	1,464	91	109
01-1-302-40670-000 City Mgr Office Books & Pub	367	380	432	280	291
01-1-302-40898-000 City Mgr Office Contingency	8,404	5,806	38,502	32,749	28,709
01-1-401-40110-000 City Clerk/Tax FT Wages	108,252	104,033	98,012	99,026	102,770
01-1-401-40210-000 City Clerk/Tax Health & Dental Ins	30,290	29,163	44,379	60,147	69,353

City of Franklin, New Hampshire					
Municipal Departments General Fund Expenditure History					
	Actuals for Budget Year				
	2015	2016	2017	2018	2019
Account Number	Final				
01-1-401-40215-000 City Clerk/Tax Life Ins	827	779	810	820	849
01-1-401-40220-000 City Clerk/Tax FICA	6,699	6,500	6,269	6,059	6,275
01-1-401-40225-000 City Clerk/Tax Medicare	1,559	1,498	1,465	1,417	1,468
01-1-401-40230-000 City Clerk/Tax NHRS	10,201	11,166	11,117	11,271	11,752
01-1-401-40250-000 City Clerk/Tax Unemployment	107	91	84	92	87
01-1-401-40260-000 City Clerk/Tax WC Ins	260	260	260	257	271
01-1-401-40290-000 City Clerk/Tax Prof Devel	1,225	837	1,367	1,393	1,398
01-1-401-40341-000 City Clerk/Tax Telephone	555	479	386	386	386
01-1-401-40390-000 City Clerk/Tax Other Prof Serv.	1,832	1,716	1,780	1,555	1,880
01-1-401-40391-000 City Clerk/Tax Code Book	2,749	4,974	1,195	3,970	3,241
01-1-401-40440-000 City Clerk/Tax Equip Lease	1,059	1,171	1,148	759	865
01-1-401-40550-000 City Clerk/Tax Printing	240	446	440	740	232
01-1-401-40560-000 City Clerk/Tax Membership/Dues	60	70	85	95	75
01-1-401-40611-000 City Clerk/Tax Supplies - Spec Department	927	749	1,356	751	1,258
01-1-401-40625-000 City Clerk/Tax Postage	8,126	8,378	7,972	7,632	7,381
01-1-401-40626-000 City Clerk/Tax Registry Fees	1,164	1,082	955	1,010	699
01-1-401-40670-000 City Clerk/Tax Books & Pub	230	180	265	236	400
01-1-403-40130-000 Elections Elected Official Wages	10,313	8,850	10,754	2,721	9,387
01-1-403-40260-000 Elections WC Ins	45	31	35	12	35
01-1-403-40439-000 Elections Other Contracted Services	600	600	675	675	750
01-1-403-40611-000 Elections Supplies - Spec Department	4,205	7,259	8,163	9,979	5,970
01-1-403-40625-000 Elections Postage	67	73	153	11	90
01-1-501-40110-000 Finance Office FT Wages	139,922	144,605	148,768	161,065	145,934
01-1-501-40130-000 Finance Office Elected Official Wages	1,475	1,339	1,513	1,523	1,500
01-1-501-40140-000 Finance Office OT Wages			24	1,276	1,381
01-1-501-40210-000 Finance Office Health & Dental Ins	55,328	54,427	55,095	62,495	57,525
01-1-501-40215-000 Finance Office Life Ins	1,136	1,163	1,198	1,219	1,066
01-1-501-40220-000 Finance Office FICA	8,699	8,986	9,150	9,337	9,088
01-1-501-40225-000 Finance Office Medicare	2,009	2,058	2,140	2,183	2,125
01-1-501-40230-000 Finance Office NHRS	16,032	16,237	16,850	19,274	16,105
01-1-501-40250-000 Finance Office Unemployment	110	93	86	94	88

City of Franklin, New Hampshire					
Municipal Departments General Fund Expenditure History					
	Actuals for Budget Year				
	2015	2016	2017	2018	2019
Account Number	Final				
01-1-501-40260-000 Finance Office WC Ins	335	346	387	386	399
01-1-501-40290-000 Finance Office Prof Devel	735	793	1,388	135	2,438
01-1-501-40291-000 Finance Office Staff Devel	798	472	1,425	236	434
01-1-501-40330-000 Finance Office Audit	38,169	24,150	21,650	13,954	19,309
01-1-501-40560-000 Finance Office Membership/Dues	484	484	469	564	444
01-1-501-40625-000 Finance Office Postage	2,455	2,453	1,964	1,957	1,992
01-1-501-40670-000 Finance Office Books & Pub	1,599	777	789	802	815
01-1-503-40110-000 Assessing FT Wages	46,342	46,805	45,518	49,780	48,109
01-1-503-40140-000 Assessing OT Wages			556	419	0
01-1-503-40210-000 Assessing Health & Dental Ins	8,793	8,475	9,425	9,994	0
01-1-503-40215-000 Assessing Life Ins	374	374	374	328	338
01-1-503-40220-000 Assessing FICA	2,873	2,902	2,856	3,067	2,863
01-1-503-40225-000 Assessing Medicare	672	679	668	717	670
01-1-503-40230-000 Assessing NHRS	4,986	5,226	5,146	5,619	4,660
01-1-503-40250-000 Assessing Unemployment	45	38	35	39	36
01-1-503-40260-000 Assessing WC Ins	110	113	120	118	107
01-1-503-40291-000 Assessing Staff Devel				278	342
01-1-503-40336-000 Assessing Assessing	92,047	73,074	72,244	80,228	81,122
01-1-503-40341-000 Assessing Telephone	260	200	194	194	194
01-1-503-40342-000 Assessing Software Maint	5,905	5,450	8,820		
01-1-503-40440-000 Assessing Equip Lease	863	956	998	913	915
01-1-503-40560-000 Assessing Membership/Dues	218	416	218	20	390
01-1-503-40610-000 Assessing Supplies - Operating	97	35	38	0	136
01-1-503-40625-000 Assessing Postage	486	373	633	296	729
01-1-506-40342-000 IT Software Maint	10,428	19,661	22,200	23,204	33,895
01-1-506-40390-000 IT Other Prof Serv.	66,018	34,475	37,259	47,051	80,805
01-1-531-40320-000 General Legal Legal	29,266	22,129	22,980	28,771	30,005
01-1-531-40324-000 General Legal Legal - ZBA			2,650		
01-1-531-40325-000 General Legal Outside Legal	76			2,547	0
01-1-911-40110-000 Planning FT Wages	109,896	106,946	120,538	122,420	124,200
01-1-911-40210-000 Planning Health & Dental Ins	8,919	5,110			

City of Franklin, New Hampshire					
Municipal Departments General Fund Expenditure History					
	Actuals for Budget Year				
	2015	2016	2017	2018	2019
Account Number	Final				
01-1-911-40215-000 Planning Life Ins	613	630	653	669	673
01-1-911-40220-000 Planning FICA	7,178	6,745	7,473	7,590	7,700
01-1-911-40225-000 Planning Medicare	1,652	1,541	1,748	1,775	1,801
01-1-911-40230-000 Planning NHRS	8,294	8,934	9,256	9,514	9,715
01-1-911-40250-000 Planning Unemployment	89	76	70	77	72
01-1-911-40260-000 Planning WC Ins	262	3,961	4,394	4,395	4,526
01-1-911-40290-000 Planning Prof Devel		80		0	0
01-1-911-40291-000 Planning Staff Devel	110	90	70	40	0
01-1-911-40341-000 Planning Telephone	520	400	387	387	388
01-1-911-40439-000 Planning Other Contracted Services	3,500	3,716	3,700	3,700	3,700
01-1-911-40440-000 Planning Equip Lease	863	956	998	1,033	915
01-1-911-40560-000 Planning Membership/Dues	6,111	6,304	6,304	6,305	6,456
01-1-911-40625-000 Planning Postage	1,693	1,319	805	1,455	1,787
01-1-911-40670-000 Planning Books & Pub	134	123	131	136	148
01-1-941-40410-000 City Hall Electricity	5,273	4,749	4,938	4,423	4,735
01-1-941-40411-000 City Hall Heating Oil/Gas	19,093	11,029	12,281	11,904	14,743
01-1-941-40412-000 City Hall Water/Sewer	1,112	1,486	1,868	2,847	2,333
01-1-941-40430-000 City Hall Bldg Repairs & Maint	3,411	4,208	2,989	1,417	1,346
01-1-941-40439-000 City Hall Other Contracted Services	29,077	58,084	38,956	20,855	29,079
01-1-941-40610-000 City Hall Supplies - Operating					
01-1-941-40690-000 City Hall Misc Supplies		1,212	468	1,469	2,307
01-1-942-40410-000 Parks & Beaches Electricity	956	6,031	6,988	6,488	6,604
01-1-942-40411-000 Parks & Beaches Heating Oil/Gas	7,905	8,687	7,482	8,278	9,122
01-1-942-40412-000 Parks & Beaches Water/Sewer	12,250	1,127	826	884	817
01-1-942-40430-000 Parks & Beaches Bldg Repairs & Maint	1,988	5,756	5,523	6,827	6,722
01-1-942-40439-000 Parks & Beaches Other Contracted Services	2,551	17,976	21,954	19,732	34,670
01-1-942-40690-000 Parks & Beaches Misc Supplies	22,097	10,415	19,455	11,661	6,026
01-1-943-40411-000 Odell Cottage Heating Oil/Gas	2,683	1,488	1,857	1,707	2,456
01-1-943-40412-000 Odell Cottage Water/Sewer	2,248	200	213	243	241
01-1-943-40430-000 Odell Cottage Bldg Repairs & Maint	160		227		10,465
01-1-944-40410-000 Bessie Rowell Electricity	16,002	17,693	18,987	21,851	22,717

City of Franklin, New Hampshire					
Municipal Departments General Fund Expenditure History					
	Actuals for Budget Year				
	2015	2016	2017	2018	2019
Account Number	Final				
01-1-944-40411-000 Bessie Rowell Heating Oil/Gas	22,758	19,665	19,945	18,261	21,886
01-1-944-40412-000 Bessie Rowell Water/Sewer	4,902	6,175	6,639	5,940	7,330
01-1-944-40430-000 Bessie Rowell Bldg Repairs & Maint	6,729	21,054	3,152	962	3,372
01-1-944-40439-000 Bessie Rowell Other Contracted Services	10,560	11,843	18,456	11,465	18,513
01-1-944-40690-000 Bessie Rowell Misc Supplies	7,020	5,296	5,289	9,104	6,891
01-1-961-40521-000 Property Ins General Liability	77,682	91,053	95,876	108,659	112,362
01-1-961-40528-000 Property Ins Gen Liab Deduct	2,000	1,782	5,374	969	10,763
01-1-991-40299-000 City Hall Travel	1,521	759	1,056	355	900
01-1-991-40440-000 Gen Gov/City Hall Equip Lease	7,218	6,103	7,014	7,842	8,080
01-1-991-40551-000 Gen Gov/City Hall Advert/Legal Notices	4,479	5,727	5,066	4,687	6,956
01-1-991-40610-000 Gen Gov/City Hall Supplies - Operating	10,696	10,902	11,421	8,789	12,374
01-2-101-40110-000 Police Admin FT Wages	199,191	207,360	221,922	225,718	239,605
01-2-101-40210-000 Police Admin Health & Dental Ins	24,492	24,062	24,065	27,372	29,957
01-2-101-40215-000 Police Admin Life Ins	1,496	1,577	1,590	1,586	1,679
01-2-101-40220-000 Police Admin FICA	2,707	2,832	3,596	3,764	3,914
01-2-101-40225-000 Police Admin Medicare	2,928	3,006	3,217	3,236	3,474
01-2-101-40230-000 Police Admin NHRS	42,878	46,015	46,655	51,685	55,058
01-2-101-40250-000 Police Admin Unemployment	134	113	124	151	138
01-2-101-40260-000 Police Admin WC Ins	3,413	3,547	3,876	3,832	4,171
01-2-101-40291-000 Police Admin Staff Devel	9,499	9,397	3,718	21,908	10,748
01-2-101-40345-000 Police Admin Equip Maint				96	0
01-2-101-40350-000 Police Admin Medical	657	872	1,171	1,707	1,579
01-2-101-40440-000 Police Admin Equip Lease	1,603	1,746	1,892	1,620	1,830
01-2-101-40551-000 Police Admin Advert/Legal Notices	783	1,243	1,609	3,121	2,186
01-2-101-40560-000 Police Admin Membership/Dues	1,440	1,591	1,371	1,578	1,365
01-2-101-40610-000 Police Admin Supplies - Operating	10,466	9,415	11,727	16,838	15,874
01-2-101-40625-000 Police Admin Postage	681	1,231	1,350	1,006	683
01-2-101-40642-000 Police Admin Uniforms	401	214	479	2,143	1,817
01-2-101-40643-000 Police Admin Uniform Cleaning	4,968	4,068	3,588	3,440	3,517
01-2-102-40110-000 Investigation FT Wages	211,748	229,787	253,610	265,814	251,591
01-2-102-40140-000 Investigation OT Wages	15,217	14,144	15,274	15,993	17,213

City of Franklin, New Hampshire					
Municipal Departments General Fund Expenditure History					
	Actuals for Budget Year				
	2015	2016	2017	2018	2019
Account Number	Final				
01-2-102-40210-000 Investigation Health & Dental Ins	52,359	54,835	51,994	58,560	48,394
01-2-102-40215-000 Investigation Life Ins	1,676	2,046	1,990	2,030	1,653
01-2-102-40220-000 Investigation FICA	6,647	6,491	6,572	6,577	3,693
01-2-102-40225-000 Investigation Medicare	3,289	3,557	3,921	4,114	3,524
01-2-102-40230-000 Investigation NHRS	46,847	60,967	55,748	65,924	62,546
01-2-102-40250-000 Investigation Unemployment	268	227	209	231	216
01-2-102-40260-000 Investigation WC Ins	4,119	4,395	4,644	4,658	4,919
01-2-102-40290-000 Investigation Prof Devel	680	209	1,365	0	209
01-2-102-40390-000 Investigation Other Prof Serv.		690	2,197	2,887	2,314
01-2-102-40560-000 Investigation Membership/Dues	535	545	545	545	545
01-2-102-40611-000 Investigation Supplies - Spec Department	3,056	6,223	1,553	2,376	12,515
01-2-102-40642-000 Investigation Uniforms	1,000	1,979	1,968	2,000	2,000
01-2-102-40670-000 Investigation Books & Pub	1,443	1,450	1,826	1,625	2,171
01-2-103-40110-000 Patrol FT Wages	724,540	708,434	747,777	735,953	764,745
01-2-103-40110-400 COPS Grant Wages					
01-2-103-40140-000 Patrol OT Wages	127,160	122,080	126,320	150,760	179,895
01-2-103-40140-102 Patrol OT - Court				7,054	3,204
01-2-103-40140-403 Patrol OT - VAWA	25,814	35,631	22,586	43,878	30,418
01-2-103-40140-428 Police OT - NHAGDTF grant	16,263	21,777	34,047		
01-2-103-40210-000 Patrol Health & Dental Ins	272,970	249,996	283,792	322,771	354,451
01-2-103-40215-000 Patrol Life Ins	5,526	5,160	5,624	5,456	5,496
01-2-103-40220-000 Patrol FICA	1,869	1,001	915	1,570	1,552
01-2-103-40225-000 Patrol Medicare	12,347	12,029	12,644	12,871	13,680
01-2-103-40225-403 Patrol Medicare VAWA Grant (ARRA)	381	523	335	643	441
01-2-103-40225-428 Patrol Medicare NHAGDTF	231	320	492		
01-2-103-40230-000 Patrol NHRS	201,752	195,105	216,943	260,253	271,363
01-2-103-40230-403 Patrol Retirement - VAWA	6,661	8,148	7,217	13,048	9,017
01-2-103-40230-428 Patrol NHRS NHAGDTF	4,118	5,881	8,982		
01-2-103-40250-000 Patrol Unemployment	626	530	488	540	505
01-2-103-40260-000 Patrol WC Ins	18,561	19,167	19,520	19,632	19,504
01-2-103-40343-000 Patrol Radio Maint	75	1,748	432	3,145	100

City of Franklin, New Hampshire					
Municipal Departments General Fund Expenditure History					
	Actuals for Budget Year				
	2015	2016	2017	2018	2019
Account Number	Final				
01-2-103-40439-000 Patrol Other Contracted Services					
01-2-103-40611-000 Patrol Supplies - Spec Department	1,211	1,296	5,379	3,264	3,964
01-2-103-40636-000 Patrol Fuel Gas/Diesel	39,007	37,897	34,887	27,354	27,873
01-2-103-40642-000 Patrol Uniforms	14,996	14,162	15,154	21,151	19,823
01-2-103-40660-000 Patrol Vehicle Maint	11,675	28,980	33,158	29,469	56,728
01-2-103-40740-000 Patrol CO - Mach & Equip	45,828	27,349	50,145	42,468	40,305
01-2-103-40760-000 Patrol CO - Vehicles	36,414	52,257	45,077	62,693	0
01-2-105-40110-000 Dispatch FT Wages	230,400	222,545	208,383	207,516	217,136
01-2-105-40140-000 Dispatch OT Wages	21,437	26,653	29,726	45,205	30,913
01-2-105-40210-000 Dispatch Health & Dental Ins	51,249	50,342	59,741	62,003	67,705
01-2-105-40215-000 Dispatch Life Ins	1,744	1,762	1,618	1,366	1,343
01-2-105-40220-000 Dispatch FICA	15,675	15,372	14,707	14,629	13,646
01-2-105-40225-000 Dispatch Medicare	3,666	3,613	3,453	3,772	3,636
01-2-105-40230-000 Dispatch NHRS	25,225	27,195	26,134	27,350	21,509
01-2-105-40250-000 Dispatch Unemployment	224	189	174	193	180
01-2-105-40260-000 Dispatch WC Ins	584	607	640	618	660
01-2-105-40341-000 Dispatch Telephone	17,972	20,305	16,691	18,355	17,756
01-2-105-40342-000 Dispatch Software Maint	8,562	12,664	18,549	13,891	11,123
01-2-105-40343-000 Dispatch Radio Maint	59,409	35,259	44,480	36,237	89,741
01-2-105-40611-000 Dispatch Supplies - Spec Department	88		128	2,714	0
01-2-105-40642-000 Dispatch Uniforms	1,209	1,245	1,348	2,418	1,660
01-2-109-40410-000 Police Station Electricity	15,680	13,407	15,455	15,441	16,985
01-2-109-40411-000 Police Station Heating Oil/Gas	5,302	6,389	6,365	6,649	7,357
01-2-109-40412-000 Police Station Water/Sewer	2,136	2,045	2,069	2,213	2,305
01-2-109-40430-000 Police Station Bldg Repairs & Maint	25,604	767	763	1,400	567
01-2-109-40439-000 Police Station Other Contracted Services	31,575	49,310	36,395	46,082	31,992
01-2-109-40690-000 Police Station Misc Supplies	2,283	1,929	853	1,903	3,258
01-2-201-40110-000 Fire Admin FT Wages	189,111	195,415	194,004	210,781	202,111
01-2-201-40210-000 Fire Admin Health & Dental Ins	66,790	65,587	66,558	74,104	52,969
01-2-201-40215-000 Fire Admin Life Ins	1,525	1,564	1,604	1,530	1,396
01-2-201-40220-000 Fire Admin FICA	2,438	2,522	2,632	3,336	2,572

City of Franklin, New Hampshire					
Municipal Departments General Fund Expenditure History					
	Actuals for Budget Year				
	2015	2016	2017	2018	2019
Account Number	Final				
01-2-201-40225-000 Fire Admin Medicare	2,741	2,825	2,861	3,206	2,908
01-2-201-40230-000 Fire Admin NHRS	45,899	49,761	50,619	59,184	55,400
01-2-201-40250-000 Fire Admin Unemployment	134	113	105	116	108
01-2-201-40260-000 Fire Admin WC Ins	6,259	6,548	7,150	7,097	7,584
01-2-201-40290-000 Fire Admin Prof Devel	2,415	749	333	1,132	901
01-2-201-40291-000 Fire Admin Staff Devel	50	14	115	169	190
01-2-201-40341-000 Fire Admin Telephone	2,784	2,156	2,249	3,174	4,352
01-2-201-40350-000 Fire Admin Medical	1,502	7,343	1,459	7,768	3,068
01-2-201-40390-000 Fire Admin Other Prof Serv.	3,036	4,091	2,398	2,209	5,528
01-2-201-40440-000 Fire Admin Equip Lease	933	1,067	1,198	897	898
01-2-201-40550-000 Fire Admin Printing	429	624	264	547	479
01-2-201-40560-000 Fire Admin Membership/Dues	85	170	85	205	205
01-2-201-40610-000 Fire Admin Supplies - Operating	404	453	511	1,179	1,851
01-2-201-40625-000 Fire Admin Postage	519	398	364	412	350
01-2-201-40642-000 Fire Admin Uniforms	867	814	1,018	2,774	3,710
01-2-201-40670-000 Fire Admin Books & Pub	146	148	124	130	(20)
01-2-201-40740-000 Fire Admin CO - Mach & Equip	399	348	951	1,338	0
01-2-201-40760-000 Fire Admin CO - Vehicles	35,697	35,111	34,493	33,887	0
01-2-202-40110-000 Suppression FT Wages	570,220	588,037	572,956	591,503	676,897
01-2-202-40120-000 Suppression PT Wages	21,357	15,799	7,280	10,736	8,183
01-2-202-40140-000 Suppression OT Wages	133,525	136,445	189,254	158,826	214,239
01-2-202-40210-000 Suppression Health & Dental Ins	264,923	264,440	241,094	234,479	296,145
01-2-202-40215-000 Suppression Life Ins	4,232	4,318	4,308	4,376	5,039
01-2-202-40220-000 Suppression FICA	1,387	1,290	446	603	402
01-2-202-40225-000 Suppression Medicare	10,550	10,617	11,024	10,953	13,000
01-2-202-40230-000 Suppression NHRS	210,108	223,327	231,086	248,188	294,760
01-2-202-40250-000 Suppression Unemployment	537	454	418	462	467
01-2-202-40260-000 Suppression WC Ins	30,656	31,544	31,917	31,088	36,319
01-2-202-40291-000 Suppression Staff Devel	3,721	3,128	1,894	2,689	594
01-2-202-40390-000 Suppression Other Prof Serv.	5,835	2,995	3,037	6,161	6,362
01-2-202-40560-000 Suppression Membership/Dues	7,872				

City of Franklin, New Hampshire					
Municipal Departments General Fund Expenditure History					
	Actuals for Budget Year				
	2015	2016	2017	2018	2019
Account Number	Final				
01-2-202-40611-000 Suppression Supplies - Spec Department	3,711	4,748	5,839	2,079	5,304
01-2-202-40630-000 Suppression Equip Maint	14,731	6,211	7,731	9,408	58,304
01-2-202-40636-000 Suppression Fuel Gas/Diesel	6,622	12,070	11,721	10,328	10,786
01-2-202-40642-000 Suppression Uniforms	10,704	6,222	7,181	11,681	9,877
01-2-202-40644-000 Suppression Suppression Uniforms/Protective Clothing	23,238	9,531	10,618	18,341	23,879
01-2-202-40660-000 Suppression Vehicle Maint	240	27,670	28,042	23,327	27,992
01-2-202-40670-000 Suppression Books & Pub		319	240	290	240
01-2-202-40740-000 Suppression CO - Mach & Equip	8,114	194,388	18,411	30,195	7,354
01-2-203-40110-000 Code Enforcement FT Wages	84,567	82,635	113,058	106,461	107,896
01-2-203-40140-000 Code Enforcement OT Wages	89		807	0	160
01-2-203-40210-000 Code Enforcement Health & Dental Ins	24,492	24,030	48,021	50,181	39,573
01-2-203-40215-000 Code Enforcement Life Ins	500	500	915	813	843
01-2-203-40220-000 Code Enforcement FICA	1,350	848			
01-2-203-40225-000 Code Enforcement Medicare	1,227	1,198	1,651	1,544	1,533
01-2-203-40230-000 Code Enforcement NHRS	17,927	20,306	33,393	34,908	35,977
01-2-203-40250-000 Code Enforcement Unemployment	89	76	70	77	72
01-2-203-40260-000 Code Enforcement WC Ins	4,339	4,440	5,826	5,939	5,953
01-2-203-40291-000 Code Enforcement Staff Devel	535	343	1,164	1,673	1,377
01-2-203-40560-000 Code Enforcement Membership/Dues	222	397	520	545	500
01-2-203-40611-000 Code Enforcement Supplies - Spec Department	55	51	79	104	1,071
01-2-203-40642-000 Code Enforcement Uniforms	763	1,153	1,012	1,007	913
01-2-203-40670-000 Code Enforcement Books & Pub	1,295	1,256	1,305	1,388	442
01-2-205-40390-000 Dispatch Other Prof Serv.	58,849	60,275	62,155	63,510	64,652
01-2-205-40611-000 Dispatch Supplies - Spec Department	1,138	662	1,311	1,913	411
01-2-205-40636-000 Dispatch Fuel Gas/Diesel	292	464	158	326	179
01-2-205-40660-000 Dispatch Vehicle Maint	10	1,320		61	760
01-2-207-40120-000 EMS/Rescue PT Wages	10,980	8,970	5,098	5,155	2,735
01-2-207-40140-000 EMS/Rescue OT Wages	50,128	44,957	27,457	28,837	37,287
01-2-207-40220-000 EMS/Rescue FICA	603	522	313	271	124
01-2-207-40225-000 EMS/Rescue Medicare	880	780	468	490	576
01-2-207-40260-000 EMS/Rescue WC Ins	2,771	2,698	1,774	1,489	1,508

City of Franklin, New Hampshire					
Municipal Departments General Fund Expenditure History					
	Actuals for Budget Year				
	2015	2016	2017	2018	2019
Account Number	Final				
01-2-207-40291-000 EMS/Rescue Staff Devel	2,221	1,920	687	7,903	8,571
01-2-207-40390-000 EMS/Rescue Other Prof Serv.	23,198	25,374	25,802	33,289	35,103
01-2-207-40560-000 EMS/Rescue Membership/Dues	160	45	95	90	150
01-2-207-40611-000 EMS/Rescue Supplies - Spec Department	880	996	1,013	3,568	5,551
01-2-207-40612-000 EMS/Rescue Supplies - Medical	25,456	26,654	26,899	30,500	27,698
01-2-207-40636-000 EMS/Rescue Fuel Gas/Diesel	8,231	6,426	5,594	5,226	6,861
01-2-207-40643-000 EMS/Rescue Uniform Cleaning	115			8,390	17,741
01-2-207-40660-000 EMS/Rescue Vehicle Maint	7,198	6,762	6,299	8,390	17,741
01-2-207-40670-000 EMS/Rescue Books & Pub	113	376	194	42	340
01-2-207-40740-000 EMS/Rescue CO - Mach & Equip	49,803	10,944	2,715	4,350	3,325
01-2-208-40130-000 Emergency Management Elected Official Wages	1,997	1,997	1,997	2,035	2,007
01-2-208-40225-000 Emergency Management Medicare	29	29	32	29	29
01-2-208-40230-000 Emergency Management NHRS	509	529	537	600	602
01-2-208-40691-000 Emergency Management Misc Expend	955	588	3,226	563	8,063
01-2-209-40410-000 Fire Station Electricity	8,081	8,489	8,676	8,635	9,214
01-2-209-40411-000 Fire Station Heating Oil/Gas	7,042	6,142	6,037	7,121	7,798
01-2-209-40412-000 Fire Station Water/Sewer	2,830	2,911	2,630	3,212	3,188
01-2-209-40430-000 Fire Station Bldg Repairs & Maint	6,472	8,584	1,286	1,669	8,458
01-2-209-40439-000 Fire Station Other Contracted Services	13,386	17,620	25,076	8,201	10,206
01-2-209-40690-000 Fire Station Misc Supplies	2,268	2,068	1,857	3,171	3,297
01-3-121-40110-000 MSD Admin FT Wages	59,543	60,996	63,094	57,774	48,304
01-3-121-40210-000 MSD Admin Health & Dental Ins	14,005	13,736	13,563	14,092	13,782
01-3-121-40215-000 MSD Admin Life Ins	394	397	453	514	476
01-3-121-40220-000 MSD Admin FICA	3,692	3,782	4,138	3,912	5,300
01-3-121-40225-000 MSD Admin Medicare	863	884	967	915	1,239
01-3-121-40230-000 MSD Admin NHRS	5,257	5,079	6,512	7,200	7,855
01-3-121-40250-000 MSD Admin Unemployment	45	38	35	39	36
01-3-121-40260-000 MSD Admin WC Ins	2,148	1,893	2,118	2,137	2,201
01-3-121-40290-000 MSD Admin Prof Devel		240	50		
01-3-121-40291-000 MSD Admin Staff Devel	756	1,475	1,810	1,716	480
01-3-121-40341-000 MSD Admin Telephone	3,498	2,857	2,618	3,220	3,238

City of Franklin, New Hampshire					
Municipal Departments General Fund Expenditure History					
	Actuals for Budget Year				
	2015	2016	2017	2018	2019
Account Number	Final				
01-3-121-40350-000 MSD Admin Medical	1,503	1,349	1,312	1,882	1,773
01-3-121-40439-000 MSD Admin Other Contracted Services	67	65	62	202	77
01-3-121-40440-000 MSD Admin Equip Lease	31		176	381	366
01-3-121-40560-000 MSD Admin Membership/Dues	505	490	603	570	613
01-3-121-40610-000 MSD Admin Supplies - Operating	978	554	426	788	376
01-3-121-40625-000 MSD Admin Postage	279	175	143	107	51
01-3-122-40110-000 Road Maint FT Wages	211,357	192,776	215,622	200,171	210,898
01-3-122-40140-000 Road Maint OT Wages	52,395	41,857	59,543	50,867	56,523
01-3-122-40210-000 Road Maint Health & Dental Ins	93,516	81,466	90,575	95,861	97,463
01-3-122-40215-000 Road Maint Life Ins	1,660	1,411	1,441	1,373	1,546
01-3-122-40220-000 Road Maint FICA	16,427	15,085	16,726	15,810	16,680
01-3-122-40225-000 Road Maint Medicare	3,855	3,543	3,962	3,699	3,901
01-3-122-40230-000 Road Maint NHRS	29,023	22,245	28,561	9	3
01-3-122-40250-000 Road Maint Unemployment	224	205	190	27,270	29,487
01-3-122-40260-000 Road Maint WC Ins	16,353	17,660	17,306	193	180
01-3-122-40490-000 Road Maint Other Property Service	46,048	173,066	62,634	17,097	17,155
01-3-122-40611-000 Road Maint Supplies - Spec Department	15,221	19,432	14,661	49,321	456,444
01-3-122-40642-000 Road Maint Uniforms	5,524	4,891	5,217	29,731	30,905
01-3-122-40760-000 Road Maint Vehicles				4,352	4,941
01-3-123-40611-000 Snow/Ice Supplies - Spec Department	163,101	94,423	176,788	40,000	0
01-3-123-40660-000 Snow/Ice Vehicle Maint	16,568	21,546	12,968	147,604	124,171
01-3-125-40335-412 Engineering-Aquatic Resource Mitigation				47,909	35,919
01-3-125-40490-000 Drainage & Vegetation Other Property Service	67,059	76,746	69,255	60,278	46,483
01-3-125-40611-000 Drainage & Vegetation Supplies - Spec Department	25,760	26,270	2,417	10,239	19,631
01-3-126-40410-000 Traffic/Street Lighting Electricity	74,404	59,768	47,519	46,224	46,341
01-3-126-40439-000 Traffic/Street Lighting Other Contracted Services	27,107	50,374	47,589	34,151	57,877
01-3-126-40611-000 Traffic/Street Lighting Supplies - Spec Department	5,200	6,158	3,698	4,705	3,123
01-3-127-40110-000 Mech Garage FT Wages	84,035	81,990	88,963	90,798	88,075
01-3-127-40140-000 Mech Garage OT Wages	27,534	31,219	36,172	29,079	22,332
01-3-127-40210-000 Mech Garage Health & Dental Ins	42,657	23,169	31,627	30,025	46,823
01-3-127-40215-000 Mech Garage Life Ins	652	614	729	578	662

City of Franklin, New Hampshire					
Municipal Departments General Fund Expenditure History					
	Actuals for Budget Year				
	2015	2016	2017	2018	2019
Account Number	Final				
01-3-127-40220-000 Mech Garage FICA	6,964	7,019	7,696	7,396	6,844
01-3-127-40225-000 Mech Garage Medicare	1,629	1,642	1,800	1,730	1,601
01-3-127-40230-000 Mech Garage NHRS	11,875	12,511	13,998	12,006	11,878
01-3-127-40250-000 Mech Garage Unemployment	85	72	66	71	65
01-3-127-40260-000 Mech Garage WC Ins	2,831	3,062	2,983	2,976	2,898
01-3-127-40341-000 Mech Garage Telephone	412	737	643	456	193
01-3-127-40433-000 Mech Garage Outside Repairs	8,754	26,680	9,567	34,054	16,736
01-3-127-40611-000 Mech Garage Supplies - Spec Department	11,826	10,219	12,261	7,588	22,677
01-3-127-40636-000 Mech Garage Fuel Gas/Diesel	57,230	37,231	37,309	31,593	41,782
01-3-127-40642-000 Mech Garage Uniforms	5,268	5,938	7,604	4,896	4,994
01-3-127-40664-000 Mech Garage Vehicle Parts	95,814	111,521	101,255	174,858	143,586
01-3-128-40110-000 Parks Dept FT Wages	130,668	127,157	111,359	136,526	172,134
01-3-128-40140-000 Parks Dept OT Wages	19,022	17,000	12,822	23,168	28,423
01-3-128-40210-000 Parks Dept Health & Dental Ins	26,725	26,204	43,769	91,337	103,019
01-3-128-40215-000 Parks Dept Life Ins	918	930	1,011	1,131	1,155
01-3-128-40220-000 Parks Dept FICA	9,452	9,172	8,431	9,901	12,405
01-3-128-40225-000 Parks Dept Medicare	2,211	2,145	1,972	2,315	2,901
01-3-128-40230-000 Parks Dept NHRS	14,249	14,504	15,648	18,173	18,925
01-3-128-40250-000 Parks Dept Unemployment	179	151	139	154	178
01-3-128-40260-000 Parks Dept WC Ins	4,558	4,726	5,173	4,852	6,481
01-3-128-40611-000 Parks Dept Supplies - Spec Department	1,181	7,892	1,034	3,267	13,498
01-3-128-40636-000 Parks Dept Fuel Gas/Diesel	7,879	6,781	9,651	15,586	18,318
01-3-128-40642-000 Parks Dept Uniforms	2,982	3,656	4,245	4,272	5,133
01-3-128-40760-000 Buildings & Grounds Vehicles				9,338	0
01-3-129-40410-000 MSD Bldg & Garage Electricity	2,573	2,084	2,307	2,413	2,649
01-3-129-40411-000 MSD Bldg & Garage Heating Oil/Gas	10,432	8,056	7,764	9,604	11,585
01-3-129-40412-000 MSD Bldg & Garage Water/Sewer	785	860	1,160	1,145	1,159
01-3-129-40430-000 MSD Bldg & Garage Bldg Repairs & Maint	355	60	388	1,586	2,441
01-3-129-40439-000 MSD Bldg & Garage Other Contracted Services	8,897	15,824	15,558	14,456	5,059
01-3-129-40690-000 MSD Bldg & Garage Misc Supplies	61	144	123	159	397
01-3-232-40110-000 Curbside Collection FT Wages	70,633	72,544	72,251	67,142	71,475

City of Franklin, New Hampshire					
Municipal Departments General Fund Expenditure History					
	Actuals for Budget Year				
	2015	2016	2017	2018	2019
Account Number	Final				
01-3-232-40140-000 Curbside Collection OT Wages	11,870	8,279	12,196	13,018	13,752
01-3-232-40210-000 Curbside Collection Health & Dental Ins	42,298	41,551	42,504	40,501	41,448
01-3-232-40215-000 Curbside Collection Life Ins	587	601	620	528	624
01-3-232-40220-000 Curbside Collection FICA	5,115	5,011	5,314	4,871	5,479
01-3-232-40225-000 Curbside Collection Medicare	1,196	1,172	1,243	1,139	1,281
01-3-232-40230-000 Curbside Collection NHRS	8,875	9,021	9,713	9,082	10,188
01-3-232-40250-000 Curbside Collection Unemployment	89	76	70	77	72
01-3-232-40260-000 Curbside Collection WC Ins	5,075	5,302	5,654	5,790	5,802
01-3-232-40611-000 Curbside Collection Supplies - Spec Department		9,196	7,255	10,252	192
01-3-232-40636-000 Curbside Collection Fuel Gas/Diesel	44,360	33,482	27,215	28,743	21,425
01-3-232-40642-000 Curbside Collection Uniforms	1,573	1,846	1,931	2,605	3,023
01-3-232-40760-000 Curbside Collection CO - Vehicles	152,702	152,702		20,238	16,939
01-3-234-40421-000 Recycling Tipping	12,490	15,575	17,623	63,535	83,266
01-3-234-40439-000 Recycling Other Contracted Services	49,019	46,271	55,332	83,163	80,925
01-3-238-40110-000 Transfer Station Operations FT Wages	78,668	84,093	77,586	22,994	12,834
01-3-238-40140-000 Transfer Station Operations OT Wages	17,818	17,637	18,209	31,516	48,033
01-3-238-40210-000 Transfer Station Operations Health & Dental Ins	44,902	47,577	28,636	738	642
01-3-238-40215-000 Transfer Station Operations Life Ins	611	678	756	6,582	5,813
01-3-238-40220-000 Transfer Station Operations FICA	6,048	6,307	5,939	1,539	1,360
01-3-238-40225-000 Transfer Station Operations Medicare	1,415	1,475	1,389	12,028	10,730
01-3-238-40230-000 Transfer Station Operations NHRS	10,323	11,381	10,663	77	72
01-3-238-40250-000 Transfer Station Operations Unemployment	89	76	70	4,472	4,622
01-3-238-40260-000 Transfer Station Operations WC Ins	4,055	4,240	4,389	793	822
01-3-238-40341-000 Transfer Station Operations Telephone	256	195	749	6,202	6,416
01-3-238-40390-000 Transfer Station Operations Other Prof Serv.	5,590	5,704	5,894	357,372	386,348
01-3-238-40421-000 Transfer Station Operations Tipping	289,940	329,942	318,039	34,340	11,581
01-3-238-40439-000 Transfer Station Operations Other Contracted Services	16,225	23,112	17,497	1,267	1,218
01-3-238-40560-000 Transfer Station Operations Membership/Dues	593	1,169	593	539	1,170
01-3-238-40611-000 Transfer Station Operations Supplies - Spec Department	1,270	2,360	1,044	9,142	11,684
01-3-238-40636-000 Transfer Station Operations Fuel Gas/Diesel	12,277	7,008	7,165	2,549	2,835
01-3-238-40642-000 Transfer Station Operations Uniforms	1,577	1,845	2,228		

City of Franklin, New Hampshire					
Municipal Departments General Fund Expenditure History					
	Actuals for Budget Year				
	2015	2016	2017	2018	2019
Account Number	Final				
01-3-239-40230-000 Transfer Station Bldg NHRS			207	(207)	0
01-3-239-40410-000 Transfer Station Electricity	7,375	7,085	8,712	8,885	8,645
01-3-239-40430-000 Transfer Station Bldg Repairs & Maint	107	1,340	1,763	697	332
01-3-239-40439-000 Transfer Station Other Contracted Services	26,236	2,738	10,681	24,369	5,415
01-3-239-40610-000 Transfer Station Supplies - Operating					
01-3-239-40690-000 Transfer Station Bldg Misc Supplies	787	1,047	293	192	439
01-4-195-40310-000 Outside Agencies CAP	5,000	5,000	5,000	6,000	6,000
01-4-195-40311-000 Outside Agencies VNA	27,985	27,985	27,985	27,985	27,985
01-4-195-40312-000 Outside Agencies TRIP (CCNTR)	13,394	13,394	13,394	13,394	13,394
01-4-195-40313-000 Outside Agencies Animal Shelter	20,000	20,000	20,000	20,000	20,000
01-4-195-40315-000 Cemetery Association				35,667	32,672
01-4-196-40110-000 Drug Free Communities FT Wages	45,150	49,906	41,617		
01-4-196-40140-000 Drug Free Communities OT Wages		595		50	0
01-4-196-40210-000 Drug Free Communities Health & Dental Ins	7,661	9,290	6,758	6,184	9,107
01-4-196-40215-000 Drug Free Communities Life Ins	83	402	144	14	14
01-4-196-40220-000 Drug Free Communities FICA	2,799	3,126	2,586	2,214	2,026
01-4-196-40225-000 Drug Free Communities Medicare	655	731	605	518	474
01-4-196-40230-000 Drug Free Communities NHRS	1,493	5,529	1,734	204	208
01-4-196-40250-000 Drug Free Communities Unemployment	47	39	36	40	38
01-4-196-40260-000 Drug Free Communities WC Ins	102	38	138	105	110
01-4-196-40299-000 Drug Free Communities Mileage Reimb	8,585	7,680	7,192	4,463	10,977
01-4-196-40439-000 Drug Free Communities Other Contracted Services	48,402	21,274	16,840	40,419	19,444
01-4-196-40610-000 Drug Free Communities Supplies - Operating	6,346	5,792	2,754	6,183	2,361
01-4-196-40611-000 Drug Free Communities Supplies - Spec Department	12,267	17,236	12,369	27,700	19,485
01-4-411-40110-000 Welfare Admin FT Wages	36,040	35,526	36,678	37,955	38,495
01-4-411-40210-000 Health - Welfare		8,272	8,067	10,084	10,980
01-4-411-40220-000 Welfare Admin FICA	2,234	2,199	2,273	2,290	2,355
01-4-411-40225-000 Welfare Admin Medicare	522	514	532	535	551
01-4-411-40250-000 Welfare Admin Unemployment	45	38	35	39	36
01-4-411-40260-000 Welfare Admin WC Ins	79	83	90	98	101
01-4-411-40290-000 Welfare Admin Prof Devel	150	175	55	217	119

City of Franklin, New Hampshire					
Municipal Departments General Fund Expenditure History					
	Actuals for Budget Year				
	2015	2016	2017	2018	2019
Account Number	Final				
01-4-411-40299-000 Welfare Admin Mileage Reimb					
01-4-411-40341-000 Welfare Admin Telephone	444	667	486	193	193
01-4-411-40560-000 Welfare Admin Membership/Dues			30	30	30
01-4-411-40610-000 Welfare Admin Supplies - Operating	175	532	307	0	65
01-4-411-40625-000 Welfare Admin Postage	50	15	18	10	5
01-4-411-40670-000 Welfare Admin Books & Pub	36	38			
01-4-412-40810-000 Direct Assistance Food - Welfare	2,417	2,195	982		
01-4-412-40811-000 Direct Assistance Rent	14,966	16,084	12,090	4,043	3,344
01-4-412-40812-000 Direct Assistance Medications	1,452	1,133	2,117	170	76
01-4-412-40813-000 Direct Assistance Utilities	5,894	7,526	8,516	923	1,025
01-4-412-40815-000 Direct Assistance Misc - Welfare	2,884	1,858	1,477	25	31
01-4-413-40815-000 Vendor Payments Misc - Welfare	5,550	5,460	7,000	10,000	6,000
01-5-211-40110-000 Recreation Admin FT Wages	52,171	54,750	57,323	62,531	66,231
01-5-211-40121-000 Recreation Admin Admin Summer Rec	70,302	99,697	130,182	154,448	187,505
01-5-211-40121-439 Admin Summer Rec 21 Century				73,878	94,710
01-5-211-40123-000 Recreation Admin Spec Program Wages	61,207	61,581	33,544	39,452	27,126
01-5-211-40140-000 Admin OT Wages			6,662	14,592	23,060
01-5-211-40210-000 Recreation Admin Health & Dental Ins	25,235	37,971	34,313	34,533	30,054
01-5-211-40210-439 Admin Health & Dental Ins 21 Century				2,923	10,884
01-5-211-40215-000 Recreation Admin Life Ins	427	436	464	495	534
01-5-211-40220-000 Recreation Admin FICA	11,388	13,394	14,118	14,368	14,713
01-5-211-40220-439 Admin FICA 21 Century				4,934	7,092
01-5-211-40225-000 Recreation Admin Medicare	2,664	3,133	3,302	3,361	3,441
01-5-211-40225-439 Admin Medicare 21 Century				1,154	1,659
01-5-211-40230-000 Recreation Admin NHRS	5,634	6,117	8,963	12,572	14,484
01-5-211-40250-000 Recreation Admin Unemployment	179	151	139	154	144
01-5-211-40260-000 Recreation Admin WC Ins	5,706	7,376	7,862	7,529	8,355
01-5-211-40290-000 Recreation Admin Prof Devel	395	692	1,544	140	0
01-5-211-40290-439 Admin Prof Devel 21 Century				2,719	10,056
01-5-211-40291-000 Recreation Admin Staff Devel	960	715	1,120		
01-5-211-40292-000 Recreation Background Checks	587	964	868	956	601

City of Franklin, New Hampshire					
Municipal Departments General Fund Expenditure History					
	Actuals for Budget Year				
	2015	2016	2017	2018	2019
Account Number	Final				
01-5-211-40299-000 Recreation Admin Mileage Reimb	2,761	2,407	2,371	1,999	3,082
01-5-211-40341-000 Recreation Admin Telephone	2,248	2,515	2,343	2,544	1,904
01-5-211-40342-000 Recreation Admin Software Maint	875	1,750	1,625	3,070	3,480
01-5-211-40350-000 Preemployment Screening			1,368	1,428	1,653
01-5-211-40390-000 Recreation Admin Other Prof Serv.	5,015	4,850	5,178	6,404	5,264
01-5-211-40390-439 Admin Other Prof Serv. 21 Century				1,057	1,000
01-5-211-40439-000 Recreation Admin Other Contracted Services	2,905	2,641	3,068	48,993	3,967
01-5-211-40439-439 Admin Other Contracted Services 21 Century				8,301	28,089
01-5-211-40440-000 Recreation Admin Equip Lease	4,378	5,119	4,414	3,853	3,531
01-5-211-40490-000 Recreation Admin Other Property Service	11,504	12,173	14,586	13,728	21,782
01-5-211-40490-439 Admin Other Property Service 21 Century				10,749	20,376
01-5-211-40560-000 Recreation Admin Membership/Dues	365	440	365	530	535
01-5-211-40611-000 Recreation Admin Supplies - Spec Department	675	739	753	796	1,059
01-5-211-40612-000 Recreation Admin Supplies - Medical	433	525	400	282	410
01-5-211-40625-000 Recreation Admin Postage	769	939	749	596	461
01-5-211-40685-000 Recreation Admin Supplies - Spec Program	15,593	25,454	18,845	17,790	19,510
01-5-211-40685-113 Admin Supplies - Spec Program After School Program - Rec	12,481	20,016	22,520	19,834	20,273
01-5-211-40685-439 Admin Supplies - Spec Program 21 Century				28,592	44,288
01-5-211-40686-000 Recreation Admin Rec Supplies	10,158	4,871	5,035	9,173	9,224
01-5-211-40690-000 Admin Misc Supplies			40		
01-5-211-40750-000 Recreation Admin CO - Furn & Fixture		259	8,381	533	2,900
01-5-891-40521-000 Holiday Lighting Other Culture & Recreation General Liability	9,057	9,270	8,969	10,303	10,999
01-5-891-40891-000 Holiday Lighting Other Culture & Recreation Holiday Lighting	1,211	1,200	1,192	1,292	1,340
01-5-891-40892-000 Holiday Lighting Other Culture & Recreation Historic Assoc	250	250	250	250	250
01-5-891-40893-000 Holiday Lighting Other Culture & Recreation UMLAC	250	250	250	250	250
01-6-511-40335-437 Engineering CDBG - Whitewater Park & Play				36,063	128,363
01-6-511-40390-000 Other professional services				0	51,539
01-6-511-40894-000 FBDIC General agency fund	45,000	45,000	45,000	45,000	50,000
01-7-111-40980-000 Principle Debt Serv - Princ	165,000	100,000	193,127	252,896	215,705
01-7-112-40981-000 Interest Debt Serv - Interest	20,441	13,225	21,838	31,678	34,229
01-9-012-40720-000 Buildings CO - Bldgs	117,500	91,527	7,000	0	143,279

City of Franklin, New Hampshire					
Municipal Departments General Fund Expenditure History					
	Actuals for Budget Year				
	2015	2016	2017	2018	2019
Account Number	Final				
01-9-013-40740-000 Machinery & Equip CO - Mach & Equip		155,411	650,000	12,418	0
01-9-014-40791-432 Other Improvements Other Improv.-Roads Haynes Brook		13,614	21,342	155,203	0
01-9-014-40770-000 Other Improvements - Technology				229,908	319,116
01-9-014-40798-000 Other Improvements CO - Infrastructure	12,012	232,544	444,958	60,042	0
01-9-051-40911-000 Trans to SRFs Trans to Conservation	400	400	463	400	400
01-9-051-40912-000 Trans to SRFs Trans to Heritage	400	400	400	400	400
01-9-051-40913-000 Trans to SRFs Trans to Dare	500	500	500	500	500
01-9-051-40915-000 Trans to SRFs Trans to Library	259,203	260,084	263,412	269,580	270,084
01-9-053-40975-000 Trf to CRF - Bessie Rowell	17,489	19,989	20,000	19,989	20,000
01-9-053-40976-000 Transfer to CRF - Municipal Bldgs	104,508	65,000	216,311	120,000	0
01-9-053-40977-000 Transfer to CRF - School District				0	55,630

City of Franklin, New Hampshire					
Municipal Departments General Fund Revenue History					
	Actuals for Budget Year				
	2015	2016	2017	2018	2019
Account Number	Final				
01-0-000-31100-000 Property Taxes	6,684,972	6,696,725	7,184,055	7,521,247	7,742,894
01-0-000-31101-000 Overlay	(22,513)	(3,620)	(14,390)	(10,110)	(49,904)
01-0-000-31102-000 Vet Exemptions	(140,550)	(139,650)	(135,720)	(134,021)	(139,264)
01-0-000-31200-000 Land Use Change Tax	30,577	7,200		22,100	
01-0-000-31850-000 Yield Tax	9,961	37,374	52,222	19,925	10,558
01-0-000-31851-000 Gravel Tax	207	106		60	97
01-0-000-31861-000 PILOT - FRH	20,123	20,123	20,321		
01-0-000-31862-000 PILOT - Riverside	12,656	12,636	12,857	13,008	19,319
01-0-000-31864-000 PILOT Masonic Lodge	6,329	6,329	6,391	6,454	7,560
01-0-000-31892-000 Fishing/Hunting Tax	118	156	99	109	110
01-0-000-31893-000 OHRV/Snowmobile/Dirt Bike Tax	576	429	684	516	501
01-0-000-31899-000 Host Fee - CRSW	110,000	8,000	8,000	8,112	8,000
01-0-000-31900-000 Interest & Costs - Prop Tax	159,818	156,111	125,030	139,447	113,535
01-0-000-32150-000 Amusement Licenses	800	500	500	1,000	1,100
01-0-000-32200-000 Motor Vehicle Registrations	1,045,548	1,144,918	1,209,388	1,280,906	1,300,195
01-0-000-32300-000 Building Permits	41,650	35,452	53,994	27,317	35,951
01-0-000-32900-000 Municipal Agent Fees	29,345	30,413	30,820	31,723	31,885
01-0-000-32910-000 Dog Licenses	6,555	8,981	8,779	6,620	7,234
01-0-000-32940-000 Marriage Licenses	329	434	567	357	322
01-0-000-32950-000 Vital Stats	8,184	8,316	9,006	9,421	8,477
01-0-000-32999-000 Misc TC/TX Collections	3,910	3,616	4,471	2,609	5,089
01-0-000-33520-000 Meals & Room Tax	408,298	407,121	437,152	440,884	445,021
01-0-000-33540-000 Contingent Grant Revenue	37,647	66,582	25,558	59,847	19,806
01-0-000-33540-403 Contingent Grant VAWA Grant (ARRA)			5,400	10,800	10,800
01-0-000-33540-404 Contingent Grant Drug Free Communities	63,999	74,591	83,123	66,566	39,681
01-0-000-33560-000 Forest Land Reimbursement	73	73	80	77	77
01-0-000-33570-000 Flood Control Reimbursement	39,669	52,263	44,314	53,865	53,865
01-0-000-33591-000 Other State Grants					17,500
01-0-000-35011-000 Sale of Municipal Property			55,372	69,361	171,839
01-0-000-35012-000 Sale of Tax Deeded Property	22,285	31,354			
01-0-000-35020-000 Interest Income	9,856	10,058	19,804	62,324	140,360
01-0-000-35085-000 Donations from Non Public Sources		3,000		35,956	59,469
01-0-000-35090-000 Misc Revenues	160,674	252,041	94,084	101,171	122,204
01-0-000-39121-000 Transfer from Special Revenue Funds		1,200			12,870
01-0-000-39140-000 Transfer From Enterprise Funds					3,432
01-0-000-39143-000 Trans from Fuel		757			

City of Franklin, New Hampshire					
Municipal Departments General Fund Revenue History					
	Actuals for Budget Year				
	2015	2016	2017	2018	2019
Account Number	Final				
01-0-000-39145-000 Trans from Police Detail			5,600		
01-0-000-39150-000 Trans from CRF's	169,397	171,162	28,342	72,305	
01-0-000-39160-000 Trans from Trust & Agency	7,671	16,400	1,300	11,751	3,161
01-0-000-39401-000 Proceeds from Notes Payable		165,200			47,748
01-0-000-39900-000 Other Financing Sources - Debt Issuance			1,155,000	160,000	
01-1-000-33111-435 Fed Grant - Operating USDA Rural Tech Assistance		17,750	31,935	9,410	
01-1-000-34011-000 Planning Board Fees	4,827	2,237	1,719	3,534	4,732
01-1-000-34012-000 Zoning Board Fees	2,217	2,119	999	2,192	2,578
01-1-000-34015-000 Misc PLU Fees	1,962	1,666	1,710	1,306	552
01-1-000-35032-000 Lease Revenues- Cell Towers	49,170	45,901	49,735	50,307	50,891
01-1-000-35033-000 Rent - Fife	852	277	277	276	277
01-1-000-35039-000 Court House	59,225	56,613	53,975	51,325	0
01-1-000-35082-000 Cable TV Franchise Fee	103,049	105,611	107,687	102,251	99,641
01-1-000-35092-000 Misc Revenue - Soda	115	132	201	34	0
01-1-501-35090-000 Misc Finance Revenues	4,219	3,002	2,700	1,046	1,054
01-1-944-35040-000 Shared Costs - Bessie Rowell	73,760	92,935	92,935	92,935	104,429
01-2-000-34061-000 Pistol Permits	1,020	850	430	160	340
01-2-000-34062-000 Police Reports	1,421	1,798	855	1,838	1,653
01-2-000-34064-000 Court Fines	10,707	5,752	4,221	4,686	4,122
01-2-000-34065-000 Parking Fines	1,460	1,978	2,365	1,085	570
01-2-000-34066-000 Witness Fees	2,915	1,350	1,561	1,140	660
01-2-000-34067-000 Finger Printing Fees	155	80	135	45	90
01-2-000-34068-000 K9 Program	195	553			
01-2-000-34069-000 Misc Police Fees	577	126	22,018	665	428
01-2-000-34071-000 Fire Reports	180	150	140	150	180
01-2-000-34072-000 Fire Alarms	9,350	10,400	10,750	8,750	13,679
01-2-000-34073-000 Fire Permits	2,130	2,366	2,602	360	
01-2-000-34074-000 Illegal Fire Fee	250	250	440	250	
01-2-000-34079-000 Misc Fire Fees	1,161	7,349	3,619	2,661	1,511
01-2-000-35095-000 Ambulance Billing	271,772	389,691	407,740	388,355	436,809
01-2-000-35097-000 Fire Ambulance Services Fees					73,205
01-2-000-35096-000 Paramedic Intercept					
01-2-000-35099-000 Police Dispatch Fees	77,770	83,770	83,770	86,485	87,200
01-2-103-33111-000 Grant Revenue - Police Department		8,748		6,824	
01-2-103-33111-400 COPS Grant Revenue (ARRA)					
01-2-103-33111-403 Grants - VAWA	29,000	29,000	27,347	34,405	37,724

City of Franklin, New Hampshire					
Municipal Departments General Fund Revenue History					
	Actuals for Budget Year				
	2015	2016	2017	2018	2019
Account Number	Final				
01-2-103-33111-428 Patrol Fed Grant - Operating NHAGDTF	20,616	27,841	43,522		
01-2-201-33110-434 Admin Fed Grant - Capital FEMA Airpacks		129,524			
01-2-103-33111-436 Grant Revenue - STEP Patrols			2,383		
01-2-103-33111-438 Grant Revenue - Granite Hammer			2,367		3,587
01-3-121-34049-000 Admin Misc MSD Fees	201,873	61,222	11,105	7,769	6,148
01-3-122-33530-000 Road Maint Highway Block Grant	178,352	202,177	202,303	384,886	212,296
01-3-238-33112-000 Transfer Station Operations Fed Grants - Unrestricted					
01-3-238-34041-000 Transfer Station Operations Solid Waste Fees	120,780	117,786	116,706	133,092	140,362
01-3-238-34042-000 Transfer Station Operations Demolition	68,974	78,072	77,579	84,963	108,855
01-3-238-34043-000 Transfer Station Operations Recycling Revenues	31,867	24,103	31,189	41,836	43,507
01-4-196-33111-000 Drug Free Communities Fed Grant - Operating	133,589	121,636	92,774	120,439	100,237
01-4-196-35090-000 Drug Free Communities Misc Revenues		1,000			
01-4-411-35091-000 Admin Welfare Reimbursements	3,510	10,869	2,503	2,621	1,535
01-5-211-33111-439 Admin Fed Grant - Operating 21 Century				137,082	244,289
01-5-000-34050-000 Rec - Summer Program	44,327	60,190	84,369	82,856	109,190
01-5-000-34050-113 Rec - Summer Program After School Program - Rec	81,255	104,867	117,369	132,626	150,313
01-5-000-34051-000 Rec - Sports Fees	6,692	8,342	9,519	6,503	11,014
01-5-000-34059-000 Rec - Misc Fees	13,668	8,833	9,189	7,666	8,562
01-6-511-35034-000 Rent - FBIDC	6,000	6,000	6,000	6,000	6,000
01-9-014-33110-000 Federal Grants Revenue		12,200		161,478	249,859
01-9-014-33110-413 Federal Grant - Brownsfield	3,924				
01-9-014-33110-421 Other Improvements Fed Grant - Capital CDBG - TRIP Center	500				
01-9-014-33110-432 Other Improvements Fed Grant - Capital Haynes Brook		13,614			

***CITY OF FRANKLIN, NEW HAMPSHIRE
FISCAL YEAR 2022 DEFAULT BUDGET***



APPENDIX 1 – CAPITAL IMPROVEMENTS PLAN SUMMARY

City of Franklin, New Hampshire												
Summary Capital Improvement Plan				Council Adopted Capital Improvements Plan Adopted by City Council on May 22, 2017								
				Legend: M=machinery & equipment; B=buildings; R=roads; V=vehicles; O=other								
Ref#	Department	Project Name	Project Description	Fund	Cost By Year						Funded By Grant/Donation	
					FY2018	FY2019	FY2020	FY2021	FY2022	FY2023-2033		
D-73	MSD	New Road	reclaim, add gravel & ditch	R	6,100							
D-100	MSD	Highway Garage Main Entrance		R	24,000							
D-133	Recreation	Cottage Renovation	Interior and exterior	B	25,200						34,800	
D-135	Recreation	4wd Pick Up Truck		V	30,000							
D-139	School - FMS	paving	front of middle school building	R	32,494							
			new bath house with storage, electricity, upgrade to water and sewer									
D-132	Recreation	Daniell Park Bathrooms		B	35,000						35,000	
D-131	Recreation	Daniell Park Upgrade	Irrigation installed, field rehab, access Rd widened	O	40,000							
D-59	MSD	1 Ton 4WD Dump Truck #33	2005	V	65,000							
D-127	Police	Radio System/ Tower Sites	2020 end of useful life	M	66,000	66,000	66,000	66,000	66,000			
D-39	MSD	1-ton Dump Truck #10	2000	V	68,000							
D-43	MSD	1-ton Dump Truck #4	2001	V	68,000							
D-138	School - FMS	windows - FMS library		B	72,000							
			softball field & (2) little league fields rehabilitation & irrigation installation									
D-128	Recreation	Odell Park Field Upgrade		O	75,000						25,000	
D-129	Recreation	Ice Rink - Odell Park	install ice skating rink	O	100,000						100,000	
D-34	MSD	Multipurpose Sidewalk Tractor #17	1997	V	142,000							
D-130	Recreation	Odell Park Field Lights	lighting for (3) fields in Odell Park	O	150,000						150,000	
D-1	Finance	Connectivity & System Solution	city wide	O	160,000							
D-29	MSD	Haynes Brook Culvert Replacement	Central St	R	284,625						303,375	
D-137	School - FMS	roof		B	550,000							
D-101	MSD	Daniell Bridge Reconstruction		R		35,000	35,000	35,000	35,000	210,000	1,400,000	
D-70	MSD	Air Compressor #21	1986	M		40,000						
D-45	MSD	3/4 Ton Pick Up Truck #51	1999	V		46,000						
D-22	MSD	MSD Yard Salt Storage Shed	replacement	B		76,000						
D-41	MSD	Dump Truck #7	2000	V		250,000						
D-7	Fire	Engine 3	replacement of 1985 engine	V		275,625	275,625					
D-74	MSD	Central St	Tilton line to North/South Main	R		813,500						
D-94	MSD	Laxon Ave Reconstruction	reclaim, reconstruct, resurface	R			23,232					
D-9	Fire	Rescue Boat	replacement of 2002 rescue boat	V			30,561					
D-6	Fire	Car 2	2006 Chevrolet Trail Blazer	V			44,100					
D-8	Fire	Command Car	replacement of 2006 Tahoe	V			44,100					

City of Franklin, New Hampshire												
Summary Capital Improvement Plan				Council Adopted Capital Improvements Plan Adopted by City Council on May 22, 2017								
				Legend: M=machinery & equipment; B=buildings; R=roads; V=vehicles; O=other								
Ref#	Department	Project Name	Project Description	Fund	Cost By Year					Funded By Grant/Donation		
					FY2018	FY2019	FY2020	FY2021	FY2022	FY2023-2033		
D-25	MSD	City Hall Sprinkler		B			95,000					
D-30	MSD	Central St Drainage	Sanborn St to Pearl St	R			190,000					
D-12	Fire	Ambulance 2	replacement of 2007 ambulance	V			248,063					
D-47	MSD	Rear Loader Rubbish Packer #12	2000	V			325,000					
D-64	MSD	Automated Side Load #67	2010	V			325,000					
D-88	MSD	Peabody Place Rebuild Retaining Wall		R			375,000					
D-85	MSD	Poplar St Reconstruction		R				19,908				
D-52	MSD	4 WD Utility Vehicle #18	2008	V				30,000				
D-53	MSD	Utility Tractor w/ Attachments #34	2001	V				42,000				
D-81	MSD	Terrace Road from Birch to end	Rebuild & Resurface including drainage, sewer & water	R				48,000				
D-3	Fire	Defibrillator 2	replacement of 2013	M				48,620				
D-4	Fire	Defibrillator 1	replacement of 2013	M				48,620				
D-77	MSD	Victory Drive	Central to Thompson Park	R				63,360				
D-33	MSD	Pleasant St Drainage	Myrtle Ave to Balwin St	R				72,000				
D-20	MSD	City Hall Window Replacement III	20 windows left to do	B				80,000				
D-31	MSD	Sanborn St Drainage	Central St to Hunt Ave	R				82,000				
D-32	MSD	Mark Rd/Duffy St/Proctor St Drainage	to Central St	R				92,500				
D-98	MSD	Industrial Park Dr	route 3 to circle	R				102,000				
D-86	MSD	Pleasant St Reconstruction	Baldwin Dr to Prospect St	R				144,672	144,672			
D-89	MSD	Griffin & Pine Colony Roads	reclaim, binder, top course	R				156,288				
D-95	MSD	Liberty Ave Reconstruction	reclaim, binder, adjust castings, sloped edged granite curbsings, top course	R				178,500				
D-92	MSD	New Hampton Rd	cold plane/binder/adjust structures/ crack seal/ top course	R				295,680				
D-65	MSD	Automated Side Load #68	2010	V				325,000				
D-104	MSD	Cheney St Widening & Wall Reconstruction		R				352,000				
D-66	MSD	3/4 Ton 4WD Pick Up Truck #60	2006	V					17,500			
D-48	MSD	Skidsteer Loader #42	1998	V					35000			
D-54	MSD	3/4 Ton 4WD Pick Up Truck #59	2006	V					35,000			
D-27	MSD	City Hall Existing Conditions Report		B					60,000			

City of Franklin, New Hampshire												
Summary Capital Improvement Plan			Legend: M=machinery & equipment; B=buildings; R=roads; V=vehicles; O=other		Council Adopted Capital Improvements Plan Adopted by City Council on May 22, 2017							
Ref#	Department	Project Name	Project Description	Fund	Cost By Year					Funded By		
					FY2018	FY2019	FY2020	FY2021	FY2022	FY2023-2033	Grant/Donation	
D-103	MSD	Church Street Reconstruction	reclaim, reconstruct, resurface, remove retaining wall, grade, add sidewalk & curbing	R					64,000			
D-97	MSD	Lawndale Avenue & Hemlock Circle		R					130,944			
D-28	MSD	master drainage study	city wide	O					175,000			
D-76	MSD	East/West Bow Street	cold plane, leveling course, adjust structures, crackseal, top course	R					194,304			
D-79	MSD	Sidewalk Reconstruction & Resurface	city wide	R					213,840	1,924,560		
D-63	MSD	Dump Truck #6	2008	V					245,000			
D-40	MSD	Dump Truck #8	2008	V					250,000			
D-44	MSD	Road Sweeper/VAC Truck #15	1995	V					275,000			
D-21	MSD	MSD Garage Renovations	Raise Roof	B					325,000			
D-90	MSD	Fair Street	reclaim, grade, resurface	R						21,120		
D-51	MSD	Equipment Trailer #30	2008	V						22,000		
D-68	MSD	C-1500 Van #1	2008	V						28,000		
D-102	MSD	City Hall Parking Lot Reconstruction		R						28,000		
D-55	MSD	Skidsteer Loader #62	2009	V						38,000		
D-71	MSD	Wood Chipper #25	2007	M						42,000		
D-10	Fire	Utility 3	replacement of 2010 F-150 Crew Cab Pickup	V						47,198		
D-56	MSD	Trash Trailer #32C	2010	V						53,000		
D-57	MSD	Trash Trailer #32A	2004	V						55,000		
D-58	MSD	Trash Trailer #32B	1997	V						55,000		
D-17	MSD	Police Station HVAC		B						56,000		
D-11	Fire	Utility 1	replacement of 2013 F-350 pick up	V						57,433		
D-19	MSD	Proulx Center Gym Ceiling	replacement	B						60,000		
D-93	MSD	Nelson/Taylor St Reconstruction	reclaim, binder, top course	R						69,696		
D-75	MSD	Woodbine/Hillary/ Hampshire	reclaim, binder, crackseal, topcourse	R						78,144		
D-46	MSD	Rackside Dump Truck #2	2003	V						79,000		
D-96	MSD	Proctor Street Reconstruction	reclaim, reconstruct, resurface	R						84,880		
D-105	MSD	Chance Pond Rd Reconstruction	Flaghole to Carr Street	R						94,880		
D-60	MSD	Truck Trailer #32	2002	V						95,000		

City of Franklin, New Hampshire												
Summary Capital Improvement Plan				Council Adopted Capital Improvements Plan Adopted by City Council on May 22, 2017								
				Legend: M=machinery & equipment; B=buildings; R=roads; V=vehicles; O=other								
Ref#	Department	Project Name	Project Description	Fund	Cost By Year						Funded By Grant/Donation	
					FY2018	FY2019	FY2020	FY2021	FY2022	FY2023-2033		
D-72	MSD	Rotary Snow Blower #43	2008	M						110,000		
D-87	MSD	pasture/upland/profile/ esker	reclaim, grade, resurface	R						154,176		
D-83	MSD	School St Sidewalk, Curbing & Reconstruction	Mill, leveling course, adjust castings, install curbing, crack seal and top course	R						162,000		
D-61	MSD	2 Yd Front End Loader #20	2006	V						165,000		
D-62	MSD	Mack Hooklift #66	2010	V						165,000		
D-84	MSD	range road/pinecrest circle	reclaim/grade/resurface	R						166,848		
D-107	MSD	Drainage system rehabilitation	Thunder Road to Pasture Drive	R						180,000		
D-18	MSD	BRCC Roof	replace roof	B						190,000		
D-26	MSD	BRCC Windows	replace with double hung energy efficient windows	B						200,000		
D-99	MSD	Evergreen Ave Reconstruction	reclaim/reconstruct/ install curbing & sidewalk	R						211,200		
D-82	MSD	Victory Drive	Thompson Park to Babbitt Road	R						242,880		
D-49	MSD	3 Yd Front End Loader #14	1999	V						245,000		
D-50	MSD	Dump Truck #3	2003	V						245,000		
D-106	MSD	Central St Reconstruction	Downtown Sidewalk & Road	R						250,000		
D-80	MSD	south main street	cold plane, leveling course, adjust structures, crackseal, top course	R						274,560		
D-78	MSD	Ward Hill Road		R						278,784		
D-24	MSD	Proulx Center Rehabilitation		B						290,000		
D-42	MSD	Road Grader #9	1982	V						360,000		
D-91	MSD	North Main Street from DW Drive to Central St	cold plane/binder/granite curb section/adjust structures/ crack seal/ top course	R						425,000		
D-5	Fire	Ambulance 1	replacement of 2010 ambulance	V						509,337		
D-2	Fire	25 Self Contained Breathing Apparatus	replacement of 2002	M						538,442		
D-13	Fire	Engine 4	replacement of 2009 engine	V						941,501		
D-14	Fire	Rescue 1	replacement of 2003 heavy duty rescue	V						957,211		
D-23	MSD	City Hall Rehabilitation		B						1,440,000		
D-15	Fire	Ladder One	replacement of 1998 ladder truck	V						1,595,361		
D-16	Fire	Fire Station	replacement of 47 year old fire station	B						3,168,400		
D-134	Recreation	Bessie Rowell Playground	New playground equip installed	M							60,000	

City of Franklin, New Hampshire													
Summary Capital Improvement Plan			Legend: M=machinery & equipment; B=buildings; R=roads; V=vehicles; O=other		Council Adopted Capital Improvements Plan Adopted by City Council on May 22, 2017								
						Cost By Year						Funded By Grant/Donation	
Ref#	Department	Project Name	Project Description		Fund	FY2018	FY2019	FY2020	FY2021	FY2022	FY2023-2033		
D-136	Recreation	Odell Park Security System	install security cameras	M								40,000	
		General Fund Totals				1,963,319	1,602,125	2,076,681	2,282,148	2,266,260	16,664,611	2,148,175	Total GF
D-115	MSD	Water Meter Replacement Program		M	EF	35,000	35,000	35,000	35,000	35,000	70,000		
D-123	MSD	north main street water service lines		O	EF	40,000							
D-110	MSD	Sewer line camera		M	EF	67,000							
D-112	MSD	Inflow & Infiltration Maint Program		O	EF	125,000	125,000	125,000	125,000	125,000	250,000		
D-119	MSD	Pleasant Street Pressure Reducing Vault		O	EF	228,448						57,112	
D-117	MSD	Acme 2 Well Rehabilitation		O	EF	240,000							
D-118	MSD	Well Replacement	Sanborton Well Field	M	EF		47,500	47,500	47,500	47,500	47,500		
D-121	MSD	Pump Replacement	Sanbornton Pumping Station	M	EF		75,000	75,000					
D-36	MSD	Utility Pick Up Truck with Crane #13	2005	V	EF		102,000						
D-116	MSD	Water Tank Inspection & Cleaning	Cross ST, No Main St, Salisbury Rd, Pleasant St; East Pleasant St	O	EF			37,500					
D-111	MSD	Sewer Main Replacement	Patriot Ave to Glory Ave to Victory Dr to Thompson Park	R	EF			178,000					
D-120	MSD	Water Main Replacement	city wide	O	EF			633,600	633,600	633,600	1,267,200	792,000	
D-113	MSD	Central St Easement/Sewer Line Replacement	Central to Duffy St	R	EF				45,000				
D-32	MSD	Mark Rd/Duffy St/Proctor St Drainage	to Central St	R	EF				92,500				
D-108	MSD	View St Sewer Main Replacement	Poplar St to Russell St	R	EF				202,500				
D-38	MSD	Dump Truck #5	2008	V	EF				245,000				
D-66	MSD	3/4 Ton 4WD Pick Up Truck #60	2006	V	EF					17,500			
D-69	MSD	Air Compressor #19	1999	M	EF					35,000			
D-124	MSD	Lake Ave Water Main Replacement	Finch Dr to Webster Ave	O	EF					82,500			
D-35	MSD	Utility Van #28	2008	V	EF						30,000		
D-67	MSD	1 Ton Dump Truck #29	2009	V	EF						56,000		
D-122	MSD	Pleasant St Cement Water Tank	Exterior Tank Maintenance	M	EF						75,000		
D-114	MSD	Well cleaning	Franklin Falls, Acme1 & Acme2	O	EF						96,000		
D-37	MSD	Backhoe/Loader #16	2008	V	EF						152,000		

City of Franklin, New Hampshire												
Summary Capital Improvement Plan			Legend: M=machinery & equipment; B=buildings; R=roads; V=vehicles; O=other		Council Adopted Capital Improvements Plan Adopted by City Council on May 22, 2017							
						Cost By Year					Funded By	
Ref#	Department	Project Name	Project Description		Fund	FY2018	FY2019	FY2020	FY2021	FY2022	FY2023-2033	Grant/Donation
D-126	MSD	cross street water tank replacement		O	EF						300,000	75,000
D-109	MSD	Terrace Rd Water Main Replacement		R	EF						309,600	
D-125	MSD	East Pleasant St Steel Water Tank	Exterior Tank Maintenance	M	EF						475,000	
												Total EF
		Enterprise Fund Totals				735,448	384,500	1,131,600	1,426,100	976,100	3,128,300	924,112
												Total CIP
		CIP Totals - All Funds				2,698,767	1,986,625	3,208,281	3,708,248	3,242,360	19,792,911	3,072,287
												37,709,479

***CITY OF FRANKLIN, NEW HAMPSHIRE
FISCAL YEAR 2022 DEFAULT BUDGET***



APPENDIX 2 – FEE SCHEDULE

City of Franklin, NH
Thursday, April 29, 2021

Chapter 160. Fees

[HISTORY: Adopted by the City Council of the City of Franklin 6-21-2000 by Ord. No. 00-4. Amendments noted where applicable.]

§ 160-1. Fees charged for service provided by City of Franklin.

All fees for service shall be charged as provided below:

- A. Schedule of Fees.
[Last amended 7-6-2020 by Ord. No. 02-21]

Description of Fee	Fee
Accident reports, per page	\$1
Ambulance ^[1]	
Basic life support base rate, 25% above Medicare	\$0
Advanced life support I base rate, 25% above Medicare	\$0
Advanced life support II base rate, 25% above Medicare	\$0
Mileage	\$0
Airways	\$0
Cardiac monitoring	\$0
Defibrillation	\$0
IV therapy/drug administration	\$0
Oxygen administration	\$0
Basic life support, bundled, 50% above Medicare	\$619.83
Advanced life support I, bundled, 50% above Medicare ^[2]	\$1,226.70
Advanced life support II, bundled, 50% above Medicare ^[3]	\$1,833.65
Mileage, bundled, 50% above Medicare ^[4]	\$15/mile
Specialty care (hospital interfacility transports) ^[5]	\$1,740.32
Nontransport treatment/treat and release ^[6]	\$350
After-school program fee	\$25/week
Arcade fees	
1 through 10 machines	\$100 per machine
11 through 30 machines	\$50 per additional machine over 10
31 machines and over	\$25 per additional machine over 30
Assessment cards	
Nonproperty owner	\$2 per parcel

Description of Fee	Fee
Property owner	\$1 per parcel
Beach permit, nonproperty owner	\$5 per car, per day
Boat ramp, annual	\$0
Building permits/inspections/certificates	
Building permits	
One- and two-family residential	
New construction/additions	\$0.25 per square foot
Alterations/remodeling/ accessory structures	
Under \$750 (owner-occupied single-family only)	No fee (See § 305-31A)
Under \$2,500	\$25
\$2,501 to \$5,000	\$50
\$5,001 to \$10,000	\$75
\$10,001 to \$25,000	\$100
Over \$25,000	\$100 plus \$2 per \$1,000
Decks and sheds	\$60
Initial application	\$50
Mechanical permit	\$60
Multifamily/commercial/industrial	
Initial application	\$150
New construction/additions	\$0.35 per square foot
Alteration/remodeling/ accessory/structures/decks	\$150 minimum; \$2 per \$1,000 value
NOTE: All fees doubled if work begins prior to the issuance of a building permit.	
Inspections	
Inspection fee	\$40 per inspection
Reinspection fee (if initial inspection cannot be performed or work fails)	\$50 per inspection
Mechanical inspection (gas, electric, etc.)	No charge
Certificates of occupancy/use	\$40 per inspection
Continuing certificates of occupancy	\$40 per inspection
State-mandated inspections	\$50 per inspection
Certificates of approval	\$40 per inspection
Certified mailings (The fee shall be adjusted per any change in the U.S. Postal Service fees, with the City fee being \$0.75 above the USPS rate, rounded to the nearest tenth of a dollar.)	\$6.70
Checklist	\$25, plus \$0.50 per 1,000 names in excess of 2,500
Copies	
CD ¹⁷	\$5
Thumb drive ¹⁸	\$10
First page	\$1
Additional pages	\$0.25

Description of Fee	Fee
Deed, nonproperty owner	
First page	\$10
Each additional page	\$2
Deed, property owner	
First page	\$2
Each additional page	\$1
Demolition permit	
Residential	\$50
Multifamily or commercial	\$150
Digging permit, each	\$200 ^[9] Dig Safe; penalty regulation for \$500 fine for City (state \$1,000)
Documents on a CD (includes cost of CD	\$5
Documents on a thumb drive (includes cost of thumb drive)	\$10
Driveway permit	
Penalty for not getting permit	\$50
Duplicate bill ^[10]	\$5
Faxes	\$1 per page
Fingerprinting	
Resident	\$10
Nonresident	\$15
Fire alarm	
Bucket truck and person	\$75 plus operator costs per hour
Each alarm	\$250
False alarm fees	
1 to 3	\$0
4+	\$175
Fire alarm listed agent fees ^[11]	
Initial application	\$50
Annual fee	\$65
Franklin Fire Department on site at master box	\$25
Violation fees	
First offense	\$25
Second offense	\$50
After second offense	\$100
Fire fees charged for response	
Ambulance	\$100 per hour
Car	\$15 per hour
Fire engine	\$150 per hour
Forestry/pickup	\$40 per hour
Ladder	\$225 per hour
Personnel	Cost plus benefits (labor rate)

Description of Fee	Fee
Nuisance fees for illegal fires	\$250
Paramedic Intercept	\$350
Rescue fee	\$150
Fire hydrant	\$250/year ^[12]
Fire permit	\$0 ^[13]
Full property listing	\$100
Paper	\$50
Disk	\$25
Electronic copy, each	\$15
Landlord filing fee, each occurrence ^[14]	
Land use application	
Kennel fees	
Adoption	\$35
First offense	\$10
Second offense	\$20
Third offense	\$25
Fourth offense	\$30
Miscellaneous permit (door-to-door, car wash, entertainment at bar, etc.)	\$10
Miscellaneous permit (door-to-door, car wash, entertainment at bar, etc.), not-for-profit	\$0
Mobile home annual permit	\$5
Mobile home annual reinspection permit fee (for failed mobile home units)	\$50
Motor vehicle registration by mail	\$1.50
Municipal Transportation Improvement Fund	\$5 for each motor vehicle registration
Name and address list	
Paper	\$25
Disk	\$20
Notary fee	\$5
Ordinance booklets, zoning	\$10 each
Outside detail, police	\$62 per hour ^[15]
Permit parking (Franklin Street Parking Lot)	\$0 ^[16]
Pistol permits	\$10
Police Department false alarm fees:	
1 to 3 (in a calendar year)	\$0
4 or more	\$50 per alarm
Police/fire reports, each	\$10
Police VIN verification ^[17]	\$5
Recreation and Parks Department.	
Dances held at the recreation center by nonprofit groups	\$50
Rental for recreation center by private citizens or groups	\$50

Description of Fee	Fee
Nonresident surcharges:	
50% for nonsummer playground programs	
25% for summer playground program (summer camp)	
Rec Program	
Archery: in-house	\$7
Basketball program, per season, all grades	
Resident	\$40
Nonresident	\$55
Traveling teams (5th grade+)	\$25
February vacation tournament	\$40 team entry
Admission	
Adults	\$1 (Franklin family free)
Children under 13	\$0.50
Family Pass, entire tournament	\$5
Flag football: In-house teams	\$15
Field hockey: In-house teams	\$15
Golf lessons, youth	\$20
Home school recreation, per class	\$1
League use of fields, per season	\$300
(adult leagues only) ^[18]	
Men's league basketball	\$10 per player per season
Odell Park ballpark lights	\$20 per hour
Sidney Holmes Tennis Tournament	
Adults	
Singles (per person)	\$10
Doubles (per person)	\$5
Youth	
Singles (per person)	\$5
Doubles (per person)	\$2.50
Soccer: In-house teams	\$15
Summer playground program, 7 weeks ^[19]	
Resident	\$490, plus cost of trips
Nonresident	\$680, plus cost of trips
Summer playground program: Early dropoff or late pickup ^[20]	
Resident	\$0
Nonresident	\$0
Summer playground program: Both early dropoff and late pickup	
Resident	\$0 ^[21]
Nonresident	\$0 ^[22]
Swim lessons	\$20 per session
Tennis lessons, youth	\$10

Description of Fee	Fee
Refuse/solid waste	
Contractors; industrial and commercial businesses; stores and apartment complexes	See Subsection B
Commercial hauler disposal charges	See Subsection B
Sewer hookup	\$1,500
Residential, per unit	\$1,500
Commercial, per unit	\$1,500
Sewer disposal charge, per 100 cubic feet	\$7 [Amended 6-3-2019 by Ord. No. 01-20]
Sewer rates	
Quarterly base rate	\$30 ^[23]
Sewer flat rate fee for nonmetered customers. In addition to the base rate charge, flat rate fee charges are as follows. The cubic foot disposal charge will be by the 100-cubic-foot interval. The charge per 100 cubic feet will be the same as that of the metered customer:	
For a single-family home, up to and including 2 bedrooms	2,000 cubic feet per quarter
For each additional bedroom over 2 bedrooms	500 cubic feet per quarter
Sewer late fee ^[24]	\$10
Sign, general	\$25 each
Site plan booklets	\$4 each
Street listing	
Paper	\$25
Disk	\$5
Subdivision booklets	\$6 each
Tax and genealogy research, each	\$25
Tax Map copy	
11" x 14"	\$2 per page
8 1/2" x 14"	\$1 per page
Complete small set	\$75
Complete large set	\$175
Tax receipt duplicate	\$1
Temporary political sign	No fee; no permit
Temporary sign (construction/advertising, etc., for 2 weeks to 2 months; others are general signs; real estate exempt)	\$10
Transfer station:	
Owner-occupied residences	
Asphalt shingles, per ton	\$135
Residential construction and demolition materials, per ton	\$135
Commercial haulers and all others	
Shingles; construction and demolition materials and asphalt shingles, per ton	\$135

Description of Fee	Fee
Commercial construction and demolition materials, per ton	\$135
Fluorescent light bulbs, unbroken	\$1 each
Freezers, refrigerators, air conditioners	\$10 each
Other appliances: washer, dryer, stove	\$5 each
Springed furniture	\$5 each
Dehumidifier	\$10 each ^[25]
Tires (no rims) ^[26]	
24" truck tire	\$9
16" to 23"	\$7
Up to 16"	\$2.50
No industrial tractor/loader tires	
Wood/cardboard/aluminum/metal/furniture	N/C
Transfer station permit	N/C
Propane tanks ^[27]	
Up to and including 20 pounds	\$2.50 each
30 pounds	\$5 each
Over 30 pounds	\$15 each
Computer monitors/tablets ^[28]	
13 inches, 14 inches and 15 inches	\$8 each*
16 to 19 inches	\$9 each*
Over 19 inches	\$15 each*
Television sets	
Up to 13 inches	\$8 each*
13 inches and bigger (excluding console and big screen)	\$18 each*
Large console and big screen sets	\$38 each*
*Note: There will be an additional charge of \$35 for any computer monitor or television with broken glass/CRT.	
CPU's, printers, keyboards, wiring, mouse	N/C
VCR's, CD players ^[29]	\$3 each
Printers	\$15 each
Fax machines and copiers	\$15 each
Microwave ovens, per oven	\$5
Trash barrel fee ^[30]	
48 gallons	\$55
96 gallons	\$88
Water	
Water commodity charge (per 100 cubic feet)	\$7.32
Water billing rate/quarterly availability charges ^[31]	\$30
5/8" meter ^[32]	\$30

Description of Fee	Fee
1" meter ^[33]	\$55
1 1/2" meter ^[34]	\$110
2" meter ^[35]	\$210
3" meter ^[36]	\$460
Over 3" meter ^[37]	\$910
Water sprinkler system (annual fee per line)	
Up to 2" line	\$75
2" - 4" line	\$150
4" - 6" line	\$300
Over 6" line	\$500
Water frozen meter replacement cost	
5/8" meter	\$200
1" meter	\$250
1 1/2" meter	\$350
2" meter	\$450
3" meter	\$550
4" meter	\$1,000
6" meter	\$2,500
Water hookup fee	
5/8" meter	\$2,500
1" meter	\$3,000
1 1/2" meter	\$3,500
2" meter	\$4,500
3" meter	\$5,500
Over 3" meter	\$7,500
Water final meter reading (all final meter readings)	\$40
Water meter test	\$50
Water shutoff/turnon	
After work hours	\$50
During work hours	\$30
Water late fee ^[38]	\$10
Miscellaneous fees and charges:	
Lien certificate, maximum	\$150
Returned check ^[39]	\$35, plus cost of certified letter
Cross-connection	\$500
Construction inspection, per hour	\$40
Yard sale	\$2 per day
Zoning Board of Adjustment appeal/Planning Board abutters notification fee	\$6 per abutter
Application (advertising, review, etc.)	
Subdivision	\$150, plus \$50 per lot
Site plan	\$250

Description of Fee**Fee****Zoning Board of Adjustment****\$100**

- [1] *Editor's Note: Effective 7-1-2013.*
- [2] *Editor's Note: Effective 7-1-2015.*
- [3] *Editor's Note: Effective 7-1-2015.*
- [4] *Editor's Note: Effective 7-1-2015.*
- [5] *Editor's Note: Effective 7-1-2015.*
- [6] *Editor's Note: Effective 7-1-2015.*
- [7] *Editor's Note: Effective 7-1-2018.*
- [8] *Editor's Note: Effective 7-1-2018.*
- [9] *Editor's Note: Effective 7-1-2018.*
- [10] *Editor's Note: Effective 7-1-2014.*
- [11] *Editor's Note: Effective 7-1-2018.*
- [12] *Editor's Note: Effective 7-1-2017.*
- [13] *Editor's Note: Effective 7-1-2018.*
- [14] *Editor's Note: Effective 7-1-2011.*
- [15] *Editor's Note: Effective 7-1-2017.*
- [16] *Editor's Note: Effective 7-1-2018.*
- [17] *Editor's Note: Effective 7-1-2018.*
- [18] *Editor's Note: Effective 7-1-2011.*
- [19] *Editor's Note: Effective 7-1-2017.*
- [20] *Editor's Note: Effective 7-1-2017.*
- [21] *Editor's Note: Effective 7-1-2017.*
- [22] *Editor's Note: Effective 7-1-2017.*
- [23] *Editor's Note: Effective 7-1-2017.*
- [24] *Editor's Note: Effective 7-1-2015.*
- [25] *Editor's Note: Effective 7-1-2017.*
- [26] *Editor's Note: Effective 7-1-2017.*
- [27] *Editor's Note: Effective 7-1-2017.*
- [28] *Editor's Note: Effective 7-1-2017.*
- [29] *Editor's Note: Effective 7-1-2017.*
- [30] *Editor's Note: Effective 7-1-2017.*
- [31] *Editor's Note: Effective 2-1-2015.*
- [32] *Editor's Note: Effective 2-1-2015.*
- [33] *Editor's Note: Effective 2-1-2015.*
- [34] *Editor's Note: Effective 2-1-2015.*
- [35] *Editor's Note: Effective 2-1-2015.*
- [36] *Editor's Note: Effective 2-1-2015.*
- [37] *Editor's Note: Effective 2-1-2015.*
- [38] *Editor's Note: Effective 7-1-2015.*
- [39] *Editor's Note: Effective 7-1-2013.*

B. Refuse/solid waste.

[Added 6-4-2007 by Ord. No. 09-07]

- (1) Contractors; industrial and commercial businesses; stores and apartment complexes that dispose of refuse/solid waste generated within the corporate limits of the City of Franklin and using the transfer station in accordance with solid waste rules in § 257-8B and C of the Franklin City Code, will be charged the prevailing per-ton tipping fee, as established by the Concord Regional Solid Waste/Resource Recovery Cooperative, plus an administrative fee of \$1.50 per ton. Out-of town contractors will be charged an application/user fee of \$100 per year in addition to the prevailing per-ton tipping fee and the administrative fee. Fees will become effective July 1, 2007, and adjust annually, as needed, at the beginning of each calendar year.

- (2) Commercial hauler disposal charges. Commercial disposal companies that pick up refuse/solid waste, generated within the corporate limits of the City of Franklin, and dispose of

it at the Wheelabrator Company Trash to Energy Facility in Penacook, New Hampshire under the City's gross annual tonnage, will be charged the prevailing per-ton tipping fee as established by the Concord Regional Solid Waste/Resource Recovery Cooperative, plus an administrative fee of \$20 per ton and an application/user fee of \$100 per year. Fees will become effective July 1, 2007, and adjust annually, as needed, at the beginning of each calendar year.

[Amended 7-6-2009 by Ord. No. 01-10; 7-9-2012 by Ord. No. 01-13; 7-6-2020 by Ord. No. 02-21]

§ 160-2. Disposition of fees.

All revenues generated will be directed to the general fund of the City of Franklin with the exception of water and sewer fees, which shall be directed to the enterprise fund for which the fee was generated.

***CITY OF FRANKLIN, NEW HAMPSHIRE
FISCAL YEAR 2022 DEFAULT BUDGET***



APPENDIX 3 - FORMAT OF ACCOUNTS

City of Franklin, New Hampshire
Chart of Account Structure

XX - Fund (2)	X - Function (1)	XXX - Department (3)	XXXXX - Object (5)	XXX Project Code (3)
------------------	---------------------	-------------------------	-----------------------	-------------------------

Fund

01	GENERAL FUND
02	GF Conversion Fund
04	CAPITAL PROJECTS FUND
14	Grants Fund
21	WATER DEPARTMENT
22	SEWER DEPARTMENT
24	PKS & REC. REVOLVING FUND
25	OUTSIDE DETAILS REV FUND
26	Ambulance Fund
31	Library Fund
32	Conservation Commission
33	Drug Forfeiture
34	Dare Fund
35	Heritage Commission
36	Expendable Trusts
51	Odell Park Fund
52	Library Buswell Trust
53	Other Library Perm Funds
55	Other General Perm Funds
70	Capital Reserve Funds
91	Engineering Escrows
92	Charity Funds
96	School Capital Reserve Funds
97	School Expendable Trust Funds
98	School Scholarship Funds
99	School District Fund

Function

0	General/Non-Specific
1	General Government
2	Public Safety
3	MSD Operations
4	Health; Welfare
5	Culture and Recreation
6	Conservation; Redevelopment and Housing; Economic Development
7	Debt Service
9	Capital Outlay; Payments to other Governments

Department/Division

011	Land
012	Buildings
013	Machinery & Equip
014	Other Improvements
611	Conservation Administration

City of Franklin, New Hampshire
Chart of Account Structure

XX - Fund (2)	X - Function (1)	XXX - Department (3)	XXXXX - Object (5)	XXX Project Code (3)
		111	Principle	
		112	Interest	
		119	Other Debt Service Charges	
		511	Economic Development	
		401	City Clerk/Tax	
		403	Elections	
		301	Mayor/City Council	
		302	City Manager	
		501	Finance Office	
		503	Assessing	
		506	IT	
		201	Admin	
		202	Suppression	
		203	Code Enforcement	
		205	Dispatch/Alarms	
		207	EMS/Rescue	
		208	Emergency Management	
		209	Fire Station	
		941	City Hall	
		942	Parks & Beaches	
		943	Odell Cottage	
		944	Bessie Rowell	
		949	General City Properties	
		195	Outside Agencies	
		196	Drug Free Communities	
		961	Property Ins	
		531	General Legal	
		521	Admin	
		121	Admin	
		122	Road Maint	
		123	Snow/Ice	
		125	Drainage & Vegetation	
		126	Traffic/Street Lighting	
		127	Mech Garage	
		128	Parks Dept	
		129	MSD Bldg & Garage	
		891	Other Culture & Recreation	
		991	Gen Gov/City Hall	
		911	Planning	
		101	Admin	
		102	Investigation	
		103	Patrol	
		105	Dispatch	
		109	Police Station	
		211	Admin	

City of Franklin, New Hampshire
Chart of Account Structure

XX - Fund (2)	X - Function (1)	XXX - Department (3)	XXXXX - Object (5)	XXX Project Code (3)
		232	Curbside Collection	
		234	Recycling	
		238	Transfer Station Operations	
		239	Transfer Station Bldg	
		321	Sewer Internal Operations	
		322	Sewer External Operations	
		051	Trans to SRFs	
		052	Trans to Enterprise	
		053	Trans to CRFs	
		331	Water Admin	
		332	Water Operations	
		333	Water Supply/Distrib	
		334	Water Treatment Facility	
		411	Admin	
		412	Direct Assistance	
		413	Vendor Payments	
			Object	
		31100	Property Taxes	
		31101	Overlay	
		31102	Vet Exemptions	
		31110	Utility Tax/Rent	
		31111	Quarterly Base Charge	
		31200	Land Use Change Tax	
		31850	Yield Tax	
		31851	Gravel Tax	
		31852	Jeopardy Tax	
		31861	PILOT - FRH	
		31862	PILOT - Riverside	
		31863	PILOT - NH Charitable	
		31864	PILOT Masonic Lodge	
		31865	PILOT - Easter Seals	
		31866	PILOT - Solar	
		31891	Boat Tax	
		31892	Fishing/Hunting	
		31893	OHRV/Snowmobile/Dirt Bike	
		31899	Host Fee - CRSW	
		31900	Interest & Costs on Taxes	
		32150	Amusement Licenses	
		32200	Motor Vehicle Registrations	
		32300	Building Permits	
		32900	Municipal Agent Fees	
		32901	Municipal Transportation Improvement Fund	
		32910	Dog Licenses	
		32920	Other Licenses, Permits & Fees	

City of Franklin, New Hampshire
Chart of Account Structure

XX - Fund (2)	X - Function (1)	XXX - Department (3)	XXXXX - Object (5)	XXX Project Code (3)
			32940	Marriage Licenses
			32950	Vital Stats
			32999	Misc TC/TX Collections
			33110	Fed Grant - Capital
			33111	Fed Grant - Operating
			33112	Fed Grants - Unrestricted
			33510	State Shared Block Grant
			33520	Meals & Room Tax
			33530	Highway Block Grant
			33540	Contingent Grant
			33560	Forest Land Reimbursement
			33570	Flood Control Reimbursement
			33590	CDFA Tax Credits
			33591	Other State Grants
			34010	General Fund Revenues
			34011	Planning Board Fees
			34012	Zoning Board Fees
			34015	Misc PLU Fees
			34041	Solid Waste Fees
			34042	Demolition
			34043	Recycling Revenues
			34044	Boat Ramp
			34045	Connection Fees
			34046	Hydrant Fee
			34049	Misc MSD Fees
			34050	Rec - Summer Program
			34051	Rec - Sports Fees
			34052	Rec - Beach Revenue
			34053	Rec - Special Events
			34054	Rec - Special Programs
			34059	Rec - Misc Fees
			34061	Pistol Permits
			34062	Police Reports
			34063	Police Alarms
			34064	Court Fines
			34065	Parking Fines
			34066	Witness Fees
			34067	Finger Printing Fees
			34068	K9 Program
			34069	Misc Police Fees
			34071	Fire Reports & Alarms
			34072	Fire Alarms
			34073	Fire Permits
			34074	Illegal Fire Fee
			34079	Misc Fire Fees

City of Franklin, New Hampshire
Chart of Account Structure

XX - Fund (2)	X - Function (1)	XXX - Department (3)	XXXXX - Object (5)	XXX Project Code (3)
			34080	Fines
			34081	Copier Fees
			34082	Non Resident Fees
			35011	Sale of Municipal Property
			35012	Sale of Tax Deeded Property
			35020	Interest Income
			35025	New Funds
			35027	Realized Gains/Losses
			35028	Return of Principal
			35029	Net Increase in FMV
			35032	Lease Revenues- Cell Towers
			35033	Rent - Fife
			35034	Rent - FBIDC
			35035	Lease - Solar Garden
			35036	Lease - Cumberland Farms
			35039	Court House
			35040	Shared Costs - BRCC
			35082	Cable TV Franchise Fee
			35085	Donations from Non Public Sources
			35086	On Behalf Payments
			35090	Misc Revenues
			35091	Welfare Reimbursements
			35092	Misc Revenue - Soda
			35093	Donated Assets
			35095	Ambulance Billing
			35096	Paramedic Intercept
			35097	Fire Ambulance Services Fees
			35099	Police Dispatch Fees
			39110	Trans from GF
			39115	Trans from CPF
			39121	Trans from SRF's
			39140	Trans from Enterprise Funds
			39141	Trans from Water
			39142	Trans from Sewer
			39143	Trans from Fuel
			39144	Trans from Rec Revolving
			39145	Trans from Police Detail
			39146	Trans from Ambulance
			39150	Trans from CRF's
			39160	Trans from Trust & Agency
			39190	Transfer from Component Unit
			39399	Use of Fund Balance
			39400	Capital Contributions
			39401	Proceeds from Notes Payable
			39900	Other Financing Sources - Capital Leases

City of Franklin, New Hampshire
Chart of Account Structure

XX - Fund (2)	X - Function (1)	XXX - Department (3)	XXXXX - Object (5)	XXX Project Code (3)
			40110	FT Wages
			40120	PT Wages
			40121	Summer Rec
			40123	Spec Program Wages
			40130	Elected & Appointed Official Wages
			40140	OT Wages
			40142	Training Wages
			40143	Shift Coverage
			40144	Court Time
			40210	Health & Dental Ins
			40215	Life Ins
			40219	Disability Ins
			40220	Social Security
			40225	Medicare
			40230	NHRS
			40250	Unemployment
			40260	WC Ins
			40290	Prof Devel
			40291	Staff Devel
			40292	Background Checks
			40299	Mileage Reimb
			40310	CAP
			40311	VNA
			40312	TRIP (CCNTR)
			40313	Animal Shelter
			40314	Red Cross
			40315	Cemetery Association
			40320	Legal
			40322	Labor Negotiations
			40323	Legal - PBA
			40324	Legal - ZBA
			40325	Outside Legal
			40330	Audit
			40335	Engineering
			40336	Assessing
			40341	Telephone
			40342	Software Maint
			40343	Radio Maint
			40345	Equip Maint
			40350	Medical
			40390	Other Prof Serv.
			40391	Code Book
			40410	Electricity
			40411	Heating Oil/Gas
			40412	Water/Sewer

City of Franklin, New Hampshire
Chart of Account Structure

XX - Fund (2)	X - Function (1)	XXX - Department (3)	XXXXX - Object (5)	XXX Project Code (3)
			40421	Tipping
			40430	Bldg Repairs & Maint
			40433	Outside Repairs
			40439	Other Contracted Services
			40440	Equip Lease
			40490	Other Property Service
			40491	Nuisance Abatement
			40521	General Liability
			40528	Gen Liab Deduct
			40529	Joint Loss Safety
			40550	Printing
			40551	Advert/Legal Notices
			40560	Membership/Dues
			40581	WSPCC Admin
			40582	WSPCC Capital
			40583	WSPCC O & M Costs
			40584	WSPCC Replacement Costs
			40598	Grants
			40599	Contingent Grant
			40610	Supplies - Operating
			40611	Supplies - Spec Department
			40612	Supplies - Medical
			40620	Supplies - Office
			40625	Postage
			40626	Registry Fees
			40630	Equip Maint
			40636	Fuel Gas/Diesel
			40642	Uniforms
			40643	Uniform Cleaning
			40644	Uniforms/Protective Clothing
			40660	Vehicle Maint
			40664	Vehicle Parts
			40670	Books & Pub
			40684	Instructor Programs
			40685	Supplies - Spec Program
			40686	Rec Supplies
			40687	Field Trips
			40690	Misc Supplies
			40691	Misc Expend
			40719	Engineering
			40720	CO - Bldgs
			40730	CO - Land
			40740	CO - Mach & Equip
			40750	CO - Furn & Fixture
			40760	CO - Vehicles

City of Franklin, New Hampshire
Chart of Account Structure

XX - Fund (2)	X - Function (1)	XXX - Department (3)	XXXXX - Object (5)	XXX Project Code (3)
			40770	CO - Technologies
			40791	Other Improv.-Roads
			40798	CO - Infrastructure
			40810	Food - Welfare
			40811	Rent
			40812	Medications
			40813	Utilities
			40815	Misc - Welfare
			40840	PILOT
			40850	Spec Fund Expend
			40880	Scholarships
			40891	Holiday Lighting
			40892	Historic Assoc
			40893	UMRLAC
			40894	FBDIC
			40895	PRLAC
			40896	CRDC
			40897	CASA
			40898	Contingency
			40899	Outside Agency Allocation
			40901	Trans to GF
			40910	Trans to Special Revenue Funds
			40911	Trans to Conservation
			40912	Trans to Heritage
			40913	Trans to Dare
			40915	Trans to Library
			40919	Trans to CPF
			40950	Trans to Enterprise Funds
			40951	Trans to Water
			40952	Trans to Sewer
			40953	Trans to Fuel Depot
			40954	Trans to Parks & Rec
			40955	Trans to Police Detail
			40970	Trans to Police Dispatch CRF
			40971	Trans to Fire CRF
			40972	Trans to MSD CRF
			40973	Trans to Water CRF
			40974	Trans to Sewer CRF
			40975	Transfer to CRF - BRCC
			40976	Transfer to CRF - Municipal Bldgs
			40977	Transfer to Component Unit
			40978	Transfer to County
			40980	Debt Serv - Princ
			40981	Debt Serv - Interest
			40982	Debt Serv - Capital Leases

City of Franklin, New Hampshire
Chart of Account Structure

XX - Fund (2)	X - Function (1)	XXX - Department (3)	XXXXX - Object (5)	XXX Project Code (3)
			40989	Misc Debt Service Charges
			40999	Depreciation Expense
			100	Training
			101	Shift
			102	Court
			103	Snow
			104	Drainage & Veg
			105	Traffic & Street Lights
			106	Cheerleading
			107	Boosters Club
			108	ISF Checks & Fees
			109	Misc. A/R
			110	Snowmobile Club
			111	Fire Alarm Non-Routine Work Reimbursable by Others
			112	Cleaning
			113	After School Program - Rec
			114	Welfare Director Services for other towns
			115	Unassigned credits - City Clerk
			116	Retirees
			117	Call Back
			118	Vehicle Maint
			119	QA/QI/Coordination
			120	Non-Federal
			121	Special Detail
			122	Franklin Falls Mixed Use TIF
			123	COVID-19 Expenditures
			124	Covid 1st responder stipend
			125	COVID - Rec State DOE
			126	COVID - Rec Emergency Child Care
			127	COVID CARES State Elections
			200	FMV Adjustment
			201	Misc. Liability
			400	COPS Grant (ARRA)
			401	Downtown Transportation Grant
			402	Water Improvement Facility
			403	VAWA Grant (ARRA)
			404	Drug Free Communities
			405	Merrimack County Grant
			406	Operation Safe Commute
			407	Statewide DWI Hunter
			408	Join the NH Clique
			409	Franklin DWI/DUI
			410	Franklin Enforcement
			411	Section 319 Watershed
			412	Aquatic Resource Mitigation

City of Franklin, New Hampshire
Chart of Account Structure

XX - Fund (2)	X - Function (1)	XXX - Department (3)	XXXXX - Object (5)	XXX Project Code (3)	
				413	Brownsfield
				414	CDBG - TinyTwisters
				415	CDBG - Head Start
				416	West Franklin Water Tanks
				417	OCDETF
				418	Fire Training Grant
				419	Water Mains - Route 11 & Lawndale
				420	Water Mains - Chance Pond Rd/Lake Ave/Kimball
				421	CDBG - TRIP Center
				422	Franklin Falls Generator
				423	River Crossing
				424	Water Main - Hill Road
				425	Fish & Game Police Grant
				426	DWI/DUI Checkpoint Grant
				427	Drug Dog
				428	NHAGDTF
				429	MMRS
				430	EMPG
				431	Cross Street Water Tank
				432	Haynes Brook
				433	CDBG - CATCH
				434	FEMA Airpacks
				435	USDA Rural Tech Assistance
				436	STEP grant
				437	CDBG - Whitewater Park & Play
				438	Granite Hammer
				439	21 Century
				440	Land&Water Conservation Fund
				441	CAP CDBG
				442	Pleasant Street PRV Replacement
				443	Water-Asset Management Inventory
				444	New Hampton Road Water Mains
				445	CDFA Tax Credits Grant
				446	Comfort Dog Miller
				447	Opportunity Zone Work (Match for grant)
				448	Fire Dept Generator
				449	NHDOT TAP Grant - Walkway Trestleview Bridge
				450	Sewer- Asset Mgmt Plan
				451	LWCF - Daniell Park Bath house upgrades

***CITY OF FRANKLIN, NEW HAMPSHIRE
FISCAL YEAR 2022 DEFAULT BUDGET***



GLOSSARY OF TERMS

ABATEMENT – An official reduction or elimination of one’s assessed valuation after completion of the original assessed value.

ACCRUAL ACCOUNTING – A basis of accounting in which revenues are recognized in the accounting period in which they are earned, and expenses are recognized in the period in which they are incurred.

AGENCY FUNDS – One of four types of fiduciary funds. Agency funds are used to report resources held by the reporting government in a purely custodial capacity (assets = liability). Agency funds typically involve only the receipt, temporary investment, and remittance of fiduciary resources to individuals, private organizations, or other governments.

APPROPRIATION – An authorization granted by a legislative body to make expenditures and incur obligations for specific purposes. Appropriations are usually limited in amount and to the time during which they may be expended.

ASSESSED VALUE – The fair market value placed upon real and personal property by the City as the basis for levying property taxes.

BARGAINING UNITS - A group of employees which, by reason of the similarity of their jobs, form a unit appropriate for bargaining with management on questions of wages, benefits and working conditions.

BASIS OF ACCOUNTING – The timing of recognition, that is, when the effects of transactions or events should be recognized for financial reporting purposes.

BUDGET – A plan of financial operation containing an estimate of proposed expenditures for a single fiscal year (July 1 through June 30) and the proposed means of financing them.

BUDGET DOCUMENT – The instrument used by the budget-making authority to present a comprehensive financial plan of operations to the City Council.

BUDGET SCHEDULE – The schedule of key dates or milestones that the City follows in the preparation and adoption of the budget.

CAPITAL IMPROVEMENT PLAN (CIP) – A six-year plan of proposed capital expenditures for long-term improvements to the City’s facilities including, water, sewer, etc; identifies each project & source of funding.

CITY BUDGET – total budget supported by the taxpayers of the City of Franklin; includes both municipal departments and dependent school district.

COMMITTED FUND BALANCE – Amounts constrained to specific purpose by a government itself, using its highest level of decision-making authority.

COMMUNITY DEVELOPMENT BLOCK GRANT (CDBG) – An annual Federal grant received from the Department of Housing and Urban Development. It is primarily used for housing rehabilitation and other grant eligible activities.

COMPENSATED ABSENCES – An accrued employee’s right to receive compensation for future absences attributable to service already rendered (i.e.: vacation and sick leave).

CONSUMER PRICE INDEX (CPI) – A measure, calculated by the United States Department of Labor, commonly used to indicate the rate of inflation.

CONTINGENCY – A budgetary reserve set aside for emergencies or unforeseen expenditures for which no other budget exists.

CONTRACTUAL OBLIGATIONS – The costs related to obligations performed for the City by individuals, businesses, or utilities.

DEBT SERVICE – The payment of interest and principal to holders of the City’s debt instruments.

DESIGNATED FUND BALANCE – Funds that have been selected and assigned for a specific purpose.

DESIGNATED UNRESERVED FUND BALANCE – Portion of unreserved fund balance that management would prefer to use available financial resources for a specific purpose.

ENTERPRISE FUNDS – Account for the financing of services to the general public whereby all or most of the operating expenses involved are recorded in the form of charges to users of such services. The Enterprise Funds consist of the Water Fund and the Sewer Fund.

EQUALIZATION RATIO – Indicates the relationship between assessed value and market value. This ratio is determined for each municipality every year by the NH Department of Revenue Administration through a study of the qualified sales that occurred within the municipality during the previous year.

EQUALIZED VALUE – Assessed value calculated by the state to ensure that property under its jurisdiction is appraised equitably at market value.

EXPENDITURE – Actual outlay of monies for goods or services.

FIDUCIARY FUNDS – A category of funds used to report assets held in a trustee or agency capacity for others and which therefore cannot be used to support the government's own program.

FISCAL YEAR – A twelve-month period of time to which the annual budget applies and at the end of which a governmental unit determines its financial position and result of its operations. The fiscal year for the City of Franklin begins July 1 and ends on June 30.

FUND – An independent fiscal and accounting entity which a self-balancing set of accounts recording cash and/or other resources together with all related liabilities, obligations, reserves and equities that are segregated for the purpose of carrying on specific activities.

FUND BALANCE – The excess of an entity's assets over its liabilities also known as excess revenues over expenditures or net assets. A negative fund balance is sometimes called a deficit.

FUND BALANCE POLICY – Policy to maintain fund balance at a predetermined target level.

GENERAL OBLIGATION BOND – A bond for which the full faith and credit of the City is pledged for payment.

GOVERNMENTAL FUND TYPE – Governmental accounting includes eight types of funds: general, special, debt service, capital, enterprise, internal service, trust, and agency. These types are indicative of accounting procedures to be used and the function of each type.

INFRASTRUCTURE – The basic facilities, equipment, services, and installations needed for the growth and functioning of a country, community, or organization.

LINE-ITEM – Separate listing of each expenditure category along with the dollar amount budgeted for each.

MISSION STATEMENTS – Broad, general statements which summarize the aims and values of an organization.

MODIFIED ACCRUAL ACCOUNTING – A basis of accounting in which revenues are recognized in the accounting period when they become available and measurable and expenditures are recognized in the accounting period in which the fund liability is incurred.

NET POSITION – The residual of all other financial statement elements presented in a statement of financial position.

NON-OPERATING BUDGET – Expenditures that are not directly attributed to the day to day operations of any one particular department: Debt Services, Contingency, Overlay, County Tax, Capital Outlay.

OPERATING BUDGET – Expenditures that are directly attributed to the day to day operations of a particular department: Salaries, Benefits, Supplies, Utilities, etc.

OVERLAY – An appropriation to fund potential tax abatements.

PROPOSED BUDGET – The operating and capital budgets submitted to the City Council by the City Manager.

RESTRICTED NET POSITION- One of three components of net position that must be reported in both government-wide and proprietary fund financial statements. It consists of restricted assets reduced by liabilities and deferred inflows of resources related to those assets. Generally, a liability or deferred inflow of resources relates to restricted assets if the asset results from a resource flow that also results in the recognition of a liability/deferred inflow of resources or if the liability will be liquidated with the restricted assets reported.

RETAINED EARNING- The accumulated equity balance in an enterprise or internal service fund resulting from operations over the years. This is the difference between fund assets and fund liabilities.

REVENUE – The income received by the City in support of a program of services to the community; includes such items as property taxes, fees, user charges, grants, fines, interest income and miscellaneous revenue.

REVISED STATUTES ANNOTATED (RSA) – The State of New Hampshire’s statutes.

SPECIAL REVENUE FUND – A fund used to account for the proceeds of specific revenues that are legally restricted to expenditure for specific purposes.

TAX LEVY - Taxes that are imposed and collected.

TAX RATE – The amount of tax levied for each \$1,000 of assessed value.

UNASSIGNED FUND BALANCE – A fund balance that has not been selected or assigned to a specific purpose.

UNRESTRICTED NET POSITION – One of three components of net position that must be reported in both government-wide and proprietary fund financial statements. It is the difference between total net position and its two other components (net investment in capital assets and restricted net position).

USER FEES – The payment of a fee for direct receipt of a public service by the person benefiting from the service.

***CITY OF FRANKLIN, NEW HAMPSHIRE
FISCAL YEAR 2022 DEFAULT BUDGET***



APPENDIX 5 – ABBREVIATIONS/ACRONYMS

City of Franklin, New Hampshire
Abbreviations/Acronyms
FY2021 Budget

Abbreviations/Acronyms	Meaning
AEMT	Advanced Emergency Medical Technician
AICPA	American Institute of Certified Public Accountants
ALR	American Law Review
ANHPEHRA	Association of New Hampshire Public Employer Human Resource Administrators
APA	American Payroll Association
APCO	Association of Public-Safety Communications Officials
APWA	American Public Works Association
ARPA	American Rescue Plan Act
AWWA	American Water Works Association
BRCC	Bessie Rowell Community Center
CAP	Community Action Program
CCNTR	Caring Community Network of the Twin Rivers
CDBG	Community Development Block Grant
CLE	Continuing Legal Education
CO	Capital Outlay
CPM	Certified Public Manager
CPR	Cardiac Pulmonary Resuscitation
CRF	Capital Reserve Fund
CRSW	Concord Regional Solid Waste
DARE	Drug Awareness Resistance Education
DOT	Department of Transportation
DRA	Department of Revenue Administration

City of Franklin, New Hampshire
Abbreviations/Acronyms
FY2021 Budget

Abbreviations/Acronyms	Meaning
DWI	Driving While Intoxicated
EMS	Emergency Medical Services
EMT	Emergency Medical Technician
ESL	English as a 2nd Language
FBIDC	Franklin Business & Industrial Development Corporation
FF	Fire Fighter
FICA	Social Security (for purposes of this budget presentation)
FT	Full Time
GAAP	Generally Accepted Accounting Principles
GASB	Governmental Accounting Standards Board
GFOA	Government Finance Officer's Association
GIS	Global Information System
GSRWW	Granite State Rural Water Works
HHHWD	House Hold Hazardous Waste Day
HR	Human Resources
HVAC	Heating Ventilation Air Conditioning
IAAO	International Association of Assessing Officials
IACPnet	International Association of Chiefs of Police blog
ICMA	International City Manager's Association
IMC	Incident Management Center
IT	Information Technology
JUV	Juvenile
LEAS	Local Education Agencies

City of Franklin, New Hampshire
Abbreviations/Acronyms
FY2021 Budget

Abbreviations/Acronyms	Meaning
LED	Light Emitting Diode
LG	Life Guard
LRPC	Lakes Region Planning Commission
MDT	Mobile Data Terminal
MMRS	Metropolitan Medical Response Team
MSD	Municipal Services Department
MUTCD	Federal Highway Administration Manual for Uniform Traffic Control Devices
MVC	Motor Vehicle Crash
NEGFOA	New England Government Finance Officer's Association
NEPBA	New England Police Benevolent Association
NESPIN	New England State Police Information Network
NEWWA	New England Water Works Association
NFPA	National Fire Protection Agency
NH	New Hampshire
NHAFC	New Hampshire Association of Fire Chiefs
NHDES	New Hampshire Department of Environmental Services
NHDOJ	New Hampshire Department of Justice
NHDOT	New Hampshire Department of Transportation
NHEDA	New Hampshire Emergency Dispatchers Association
NHGFOA	New Hampshire Government Finance Officer's Association
NHIT	New Hampshire Interlocal Trust
NHLA	New Hampshire Library Association
NHLTA	New Hampshire Library Trustees Association

City of Franklin, New Hampshire
Abbreviations/Acronyms
FY2021 Budget

Abbreviations/Acronyms	Meaning
NHMA	New Hampshire Municipal Association
NHMMA	New Hampshire Municipal Manager's Association
NHRPA	New Hampshire Recreation & Parks Association
NHRS	New Hampshire Retirement System
NHWAA	New Hampshire Welfare Administrators Association
NHWWA	New Hampshire Water Works Association
NPDES	National Pollutant Discharge Elimination System
NRPA	National Recreation & Parks Association
NRRA	Northeast Resource Recovery Association
OPEB	Other Post Employment Benefits
OT	Overtime
PBT	Preliminary Breath Tester
P&Z	Planning & Zoning
PC	Personal Computer
PILOT	Payment in Lieu of Taxes
PPE	Personal Protective Equipment
PRV	Pressure Reducing Vault
PT	Part Time
SAFER	Staffing Adequate Fire & Emergency Response
SCADA	Supervisory Control and Data Acquisition
SCBA	Self Contained Breathing Apparatus
SRF	State Revolving Fund
SRF	Special Revenue Fund

City of Franklin, New Hampshire
Abbreviations/Acronyms
FY2021 Budget

Abbreviations/Acronyms	Meaning
SPED	Special Education
TIF	Tax Increment Financing
TRIP	Twin Rivers Intergenerational Program
UCC	Universal Commercial Code
UL	Underwriter Laboratories
UMRLAC	Upper Merrimack River Local Advisory Committee
UPS	United Parcel Service
USDA	United States Department of Agriculture
USEPA	United States Environmental Protection Agency
USTA	United States Tennis Association
VAWA	Victim Advocate Witness Advocate
VIN	Vehicle Identification Number
VNA	Visiting Nurse's Association
WC	Worker's Compensation Insurance
WSI	Water Safety Instructor
WRBP	Winnepesaukee River Basin Program
WTP	Water Treatment Plant